



World Justice  
Project



World Justice Project  
**RULE OF LAW INDEX®**

2023

# The World Justice Project Rule of Law Index<sup>®</sup> 2023

The *World Justice Project (WJP) Rule of Law Index<sup>®</sup> 2023* report was prepared by the World Justice Project. The Index's conceptual framework and methodology were developed by Juan Carlos Botero, Mark David Agrast, and Alejandro Ponce. Data collection and analysis for the 2023 report was performed by Erin Campbell, James Davis, Alicia Evangelides, Joshua Fuller, Natalia Jardon, Lauren Littlejohn, Gustavo Núñez Peralta, Alejandro Ponce, Hannah Rigazzi, Natalia Rodríguez Cajamarca, Victoria Thomaidés, Carlos Toruño Paniagua, Santiago Pardo, and Moss Woodbury, with the assistance of Said Aarji, Lloyd Cleary, John Cullen, Allyse Feitzinger, Skye Jacobs, and Helen Souki Reyes.

The graphic design team for this report included Enrique Paulin, Irene Heras, Mariana Lopez, and Raquel Medina.

Pitch Interactive served as lead website designer, with assistance from Irene Heras, Natalia Jardon, Mariana Lopez, Raquel Medina, and Enrique Paulin,

ISBN (*print version*): 978-0-615-40781-4  
ISBN (*digital version*): 978-0-615-51219-8

# The World Justice Project

**Board of Directors:** Sheikha Abdulla Al-Misnad; Kamel Ayadi; Adam Bodnar; Michael Chu; William C. Hubbard; Hassan Bubacar Jallow; Suet-Fern Lee; Mondli Makhanya; M. Margaret McKeown; John Nery; William H. Neukom; Ellen Gracie Northfleet; and James R. Silkenat.

**Directors Emeritus:** Ashraf Ghani Ahmadzai, Emil Constantinescu, and Petar Stoyanov

**Officers:** William C. Hubbard, Co-Founder and Chairman of the Board; William H. Neukom, Co-Founder and CEO; Mark D. Agrast, Vice President; Deborah Enix-Ross, Vice President; Judy Perry Martinez, Vice President; Nancy Ward, Vice President; James R. Silkenat, Director and Treasurer; and Gerold W. Libby, General Counsel and Secretary.

**Executive Director:** Elizabeth Andersen

**Chief Research Officer:** Alejandro Ponce

The *WJP Rule of Law Index 2023* report was made possible by the generous supporters of the work of the World Justice Project listed in this report on page 219.

© Copyright 2023 by the World Justice Project. The *WJP Rule of Law Index* and the *World Justice Project Rule of Law Index* are trademarks of the World Justice Project. All rights reserved. Requests to reproduce this document should be sent to:

WJP Rule of Law Index Permissions  
World Justice Project  
1025 Vermont Avenue, N.W., Suite 1200  
Washington, D.C. 20005 U.S.A.

E-mail: [wjp@worldjusticeproject.org](mailto:wjp@worldjusticeproject.org)  
Subject line: WJP Rule of Law Index Permissions










World Justice  
Project

World Justice Project  
**RULE OF LAW INDEX<sup>®</sup>**

2023



# Table of Contents

## 01

### About the WJP Rule of Law Index

- 8 Foreword
- 10 Overview of Scores and Rankings
- 12 Features of the WJP Rule of Law Index
- 13 Defining the Rule of Law
- 14 The Four Universal Principles of the Rule of Law
- 15 Conceptual Framework of the WJP Rule of Law Index
- 16 Indicators of the WJP Rule of Law Index

## 02

### Scores and Rankings

- 22 Rule of Law Around the World
- 24 Rule of Law by Region
- 26 Rule of Law by Income
- 28 Rule of Law by Factor

# 03

## Country Profiles

- 38** How to Read the Country Profiles
- 39** Country Profiles

# 04

## Behind the Numbers

- 184** Methodology Snapshot
- 185** Methodology
- 192** Contributing Experts
- 217** Acknowledgements
- 218** About the WJP
- 220** More From the WJP



## SECTION 1

# About the WJP Rule of Law Index

*“Laws of justice which Hammurabi, the wise king, established... That the strong might not injure the weak, in order to protect the widows and orphans..., in order to declare justice in the land, to settle all disputes, and heal all injuries.”*

**Code of Hammurabi (18th Century BCE)**



<b>8</b>	Foreword
<b>10</b>	Overview of Scores and Rankings
<b>12</b>	Features of the WJP Rule of Law Index
<b>13</b>	Defining the Rule of Law
<b>14</b>	The Four Universal Principles of the Rule of Law
<b>15</b>	Conceptual Framework of the WJP Rule of Law Index
<b>16</b>	Indicators of the WJP Rule of Law Index

# Foreword

The rule of law is internationally recognized as a foundational element in guaranteeing peace, justice, human rights, effective democracy, and sustainable development. Around the world, however, the rule of law continues to weaken. This 2023 edition of the *World Justice Project (WJP) Rule of Law Index* shows that over 6 billion people now live in countries where the rule of law is declining. Amid widespread institutional stagnation, a majority of countries continue to experience rule of law backsliding characterized by executive overreach, diminished human rights, and justice systems that are failing to meet people's needs.

In the face of these challenges, there is a need for a shared understanding of the landscape we face and a systematic, robust, and actionable assessment of adherence to the rule of law around the world. To this end, the World Justice Project is pleased to present the latest edition of the *WJP Rule of Law Index* so that a wide variety of stakeholders can identify rule of law strengths, weaknesses, progress, and setbacks across 142 countries and jurisdictions. The Index offers original, independent data organized into eight factors that encompass the concept of the rule of law: Constraints on Government Powers, Absence of Corruption, Open Government, Fundamental Rights, Order and Security, Regulatory Enforcement, Civil Justice, and Criminal Justice. Index factor scores reflect the perspectives and experiences of more than 149,000 everyday people and 3,400 legal experts around the world, and they are backed by a rigorous process of validation and analysis.

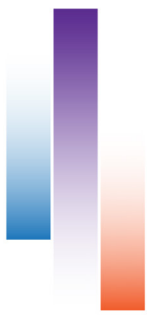
In 2023, overall rule of law has declined in a majority of countries yet again. The authoritarian trends that first spurred the global rule of law recession in 2016 persist in every region of the world today. However, these declines are less widespread and extreme for the second year in a row. Some countries have managed to reverse authoritarian trends, while others have made sustained progress in justice, anti-corruption, and human rights. The Index data proves that progress is possible.

There is still much work to be done to advance the rule of law worldwide and to prevent the arbitrary exercise of power. As a global leader, the World Justice Project reaffirms its commitment to work hand in hand with governments, policy makers, political actors, the private sector, civil society organizations, the media, donors, and academia to support reform efforts aimed at advancing the rule of law. This edition of the *WJP Rule of Law Index* is a small but important step in this direction.

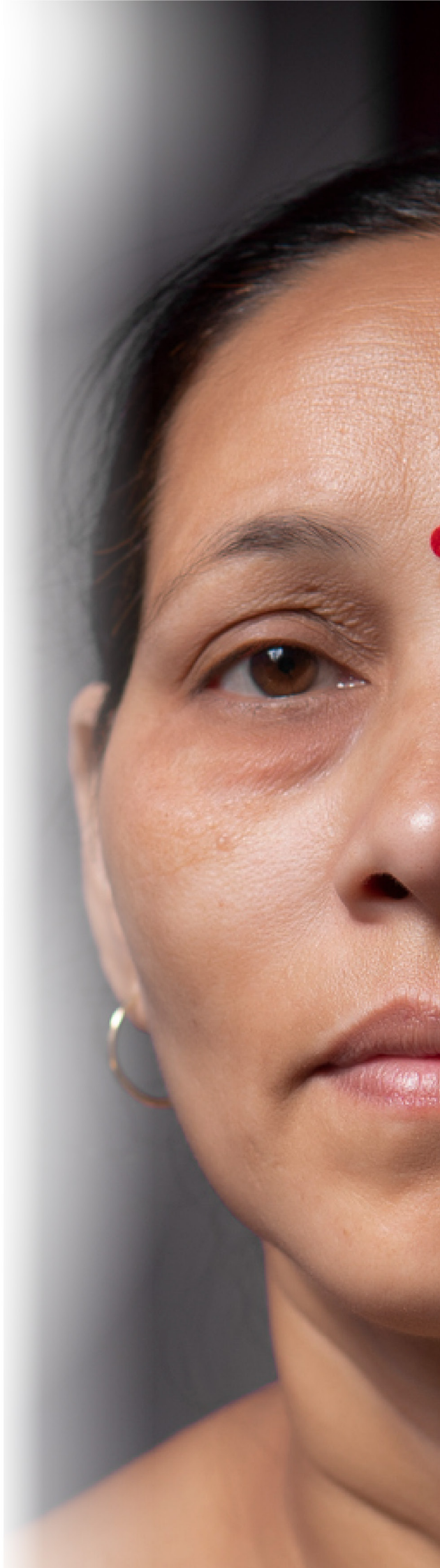
**Dr. Alejandro Ponce**

*Chief Research Officer*  
World Justice Project






“Over **6 billion people** now live in countries where the rule of law is declining.... Index data [also] proves that progress is possible.”



# Overview of Overall Scores and Rankings

The table below shows the overall scores and rankings of the *WJP Rule of Law Index 2023* in alphabetical order. Scores range from 0 to 1, with 1 indicating the strongest adherence to the rule of law.

Country/Jurisdiction	Overall Score*	% Change in Overall Score*	Global Rank	Change in Global Rank <sup>†</sup>	Country/Jurisdiction	Overall Score*	% Change in Overall Score*	Global Rank	Change in Global Rank <sup>†</sup>
 Afghanistan	0.32	-4.0%	140	0	 Dominica	0.58	0.1%	53	1 ▲
 Albania	0.48	-0.7%	91	2 ▼	 Dominican Republic	0.49	1.0%	86	8 ▲
 Algeria	0.49	0.6%	84	7 ▲	 Ecuador	0.47	-2.1%	96	1 ▼
 Angola	0.43	-0.3%	115	0	 Egypt, Arab Rep.	0.35	-1.2%	136	1 ▲
 Antigua and Barbuda	0.63	0.6%	38	2 ▲	 El Salvador	0.45	-2.5%	108	4 ▼
 Argentina	0.55	-0.5%	63	2 ▼	 Estonia	0.82	0.0%	9	0
 Australia	0.80	0.5%	13	0	 Ethiopia	0.38	-3.1%	129	4 ▼
 Austria	0.80	-0.3%	11	0	 Finland	0.87	0.4%	3	0
 The Bahamas	0.59	-2.0%	50	2 ▼	 France	0.73	-0.4%	21	0
 Bangladesh	0.38	-1.5%	127	2 ▲	 Gabon	0.39	0.3%	124	4 ▲
 Barbados	0.66	0.0%	35	1 ▼	 The Gambia	0.49	0.1%	85	3 ▲
 Belarus	0.45	-1.9%	104	3 ▼	 Georgia	0.60	0.3%	48	1 ▲
 Belgium	0.78	-1.0%	16	2 ▼	 Germany	0.83	0.0%	5	1 ▲
 Belize	0.49	0.9%	80	7 ▲	 Ghana	0.55	-0.5%	61	1 ▼
 Benin	0.48	-0.6%	90	0	 Greece	0.61	-1.4%	47	3 ▼
 Bolivia	0.37	-0.5%	131	1 ▲	 Grenada	0.60	1.4%	49	1 ▲
 Bosnia and Herzegovina	0.51	-1.2%	75	3 ▼	 Guatemala	0.44	-0.3%	111	1 ▲
 Botswana	0.59	0.0%	51	0	 Guinea	0.41	0.8%	118	1 ▲
 Brazil	0.49	-0.9%	83	0	 Guyana	0.50	0.2%	76	1 ▲
 Bulgaria	0.56	1.7%	59	3 ▲	 Haiti	0.34	-3.5%	139	1 ▼
 Burkina Faso	0.47	-3.7%	95	11 ▼	 Honduras	0.41	1.6%	119	4 ▲
 Cambodia	0.31	-0.1%	141	0	 Hong Kong SAR, China	0.73	-0.2%	23	1 ▼
 Cameroon	0.35	-0.3%	134	2 ▲	 Hungary	0.51	-0.2%	73	2 ▲
 Canada	0.80	0.0%	12	0	 India	0.49	-0.7%	79	0
 Chile	0.66	-0.1%	33	0	 Indonesia	0.53	0.2%	66	0
 China	0.47	-0.9%	97	0	 Iran, Islamic Rep.	0.39	-5.0%	126	5 ▼
 Colombia	0.48	-0.4%	94	1 ▼	 Ireland	0.81	0.3%	10	0
 Congo, Dem. Rep.	0.34	0.8%	138	1 ▲	 Italy	0.67	0.0%	32	0
 Congo, Rep.	0.40	-1.2%	122	0	 Jamaica	0.57	-1.1%	54	1 ▼
 Costa Rica	0.68	0.0%	29	0	 Japan	0.79	0.0%	14	2 ▲
 Côte d'Ivoire	0.45	0.7%	106	4 ▲	 Jordan	0.55	1.4%	62	1 ▲
 Croatia	0.61	0.3%	45	2 ▲	 Kazakhstan	0.53	1.0%	65	2 ▲
 Cyprus	0.68	-0.9%	31	3 ▼	 Kenya	0.46	1.6%	101	5 ▲
 Czechia	0.73	0.1%	20	0	 Korea, Rep.	0.74	0.5%	19	0
 Denmark	0.90	-0.3%	1	0	 Kosovo	0.56	0.4%	58	1 ▲
					 Kuwait	0.58	-	52	-

\* Scores are rounded to two decimal places and percentage changes in score are rounded to one decimal place.

† The change in rankings was calculated by comparing the positions of the 140 countries and jurisdictions measured in the 2022 Index with the rankings of the same 140 countries and jurisdictions in 2023, exclusive of the two new additions to the 2023 Index, Kuwait and Montenegro.

Country/Jurisdiction	Overall Score*	% Change in Overall Score*	Global Rank	Change in Global Rank†	Country/Jurisdiction	Overall Score*	% Change in Overall Score*	Global Rank	Change in Global Rank†
Kyrgyz Republic	0.45	-1.4%	103	1 ▼	Romania	0.63	-0.4%	40	2 ▼
Latvia	0.73	0.7%	22	2 ▲	Russian Federation	0.44	-2.2%	113	4 ▼
Lebanon	0.45	0.0%	107	1 ▲	Rwanda	0.63	0.1%	41	1 ▲
Liberia	0.44	0.8%	112	2 ▲	Senegal	0.55	-1.3%	60	2 ▼
Lithuania	0.77	0.4%	18	0	Serbia	0.48	-1.6%	93	8 ▼
Luxembourg	0.83	0.8%	6	2 ▲	Sierra Leone	0.44	-2.1%	110	3 ▼
Madagascar	0.43	-1.4%	114	1 ▼	Singapore	0.78	-0.1%	17	0
Malawi	0.52	-0.5%	69	1 ▼	Slovak Republic	0.66	0.3%	34	1 ▲
Malaysia	0.57	0.8%	55	1 ▲	Slovenia	0.69	1.6%	27	4 ▲
Mali	0.40	-5.3%	121	5 ▼	South Africa	0.57	-1.2%	56	1 ▼
Malta	0.68	0.1%	30	0	Spain	0.72	-0.8%	24	1 ▼
Mauritania	0.36	-1.4%	133	0	Sri Lanka	0.50	-0.5%	77	1 ▼
Mauritius	0.61	-0.4%	46	1 ▼	St. Kitts and Nevis	0.63	0.1%	39	0
Mexico	0.42	-1.3%	116	1 ▲	St. Lucia	0.62	0.4%	43	0
Moldova	0.53	1.3%	68	2 ▲	St. Vincent and the Grenadines	0.63	-0.8%	42	1 ▼
Mongolia	0.53	-0.6%	64	0	Sudan	0.36	-7.4%	132	5 ▼
Montenegro	0.56	-	57	-	Suriname	0.49	-0.9%	81	0
Morocco	0.48	0.9%	92	4 ▲	Sweden	0.85	-0.4%	4	0
Mozambique	0.38	-3.0%	128	4 ▼	Switzerland	0.85	-0.4%	4	0
Myanmar	0.35	-3.7%	135	1 ▼	Tanzania	0.47	0.9%	98	2 ▲
Namibia	0.61	0.5%	44	2 ▲	Thailand	0.49	-1.0%	82	0
Nepal	0.52	-0.9%	71	0	Togo	0.45	-1.1%	102	1 ▲
Netherlands	0.83	-0.3%	7	2 ▼	Trinidad and Tobago	0.52	-0.8%	70	1 ▼
New Zealand	0.83	-0.2%	8	1 ▼	Tunisia	0.52	-0.6%	72	1 ▲
Nicaragua	0.35	-4.4%	137	2 ▼	Türkiye	0.41	-0.7%	117	1 ▲
Niger	0.44	-0.6%	109	2 ▲	Uganda	0.39	0.0%	125	5 ▲
Nigeria	0.41	0.8%	120	0	Ukraine	0.49	-2.9%	89	11 ▼
North Macedonia	0.53	-0.9%	67	2 ▼	United Arab Emirates	0.64	0.2%	37	0
Norway	0.89	0.3%	2	0	United Kingdom	0.78	-0.4%	15	0
Pakistan	0.38	-2.3%	130	1 ▲	United States	0.70	-0.6%	26	0
Panama	0.51	-0.5%	74	0	Uruguay	0.72	0.4%	25	0
Paraguay	0.46	-1.2%	99	1 ▼	Uzbekistan	0.50	0.1%	78	2 ▲
Peru	0.49	0.2%	88	4 ▲	Venezuela, RB	0.26	0.9%	142	0
Philippines	0.46	-1.5%	100	1 ▼	Vietnam	0.49	-0.6%	87	1 ▼
Poland	0.64	-0.6%	36	0	Zambia	0.45	0.0%	105	0
Portugal	0.68	-0.9%	28	1 ▼	Zimbabwe	0.40	1.3%	123	3 ▲

\* Scores are rounded to two decimal places and percentage changes in score are rounded to one decimal place.

† The change in rankings was calculated by comparing the positions of the 140 countries and jurisdictions measured in the 2022 Index with the rankings of the same 140 countries and jurisdictions in 2023, exclusive of the two new additions to the 2023 Index, Kuwait and Montenegro.

# Features of the WJP Rule of Law Index

The World Justice Project (WJP) developed the *WJP Rule of Law Index* to serve as a quantitative tool that measures the rule of law in practice. The Index's methodology and comprehensive definition of the rule of law are the products of intensive consultation and vetting with academics, practitioners, and community leaders from more than 100 countries and jurisdictions and 17 professional disciplines.

The scores and rankings of the eight factors and 44 sub-factors of the Index draw from two sources of data collected by the WJP:

1. **A General Population Poll (GPP)** conducted by leading local polling companies, using a representative sample of 1,000<sup>1</sup> respondents in each country and jurisdiction.
2. **Qualified Respondents' Questionnaires (QRQs)** consisting of closed-ended questions completed by in-country legal practitioners, experts, and academics with expertise in civil and commercial law; constitutional law, civil liberties, and criminal law; labor law; and public health.<sup>2</sup>

Taken together, these two data sources provide current, original information reflecting the experiences and perceptions of the general public and in-country legal practitioners and experts in 142 countries and jurisdictions worldwide.

## Rule of Law in Practice

The Index measures adherence to the rule of law by looking at policy outcomes, such as whether people have access to courts or whether crime is effectively controlled. This stands in contrast to efforts that focus on the written legal code, or the institutional means by which a society may seek to achieve these policy outcomes.

## Comprehensive and Multi-Dimensional

While other indices cover particular aspects of the rule of law, such as absence of corruption or human rights, they do not yield a full picture of the state of the rule of law. The *WJP Rule of Law Index* is the only global instrument that looks at the rule of law comprehensively.

## Perspective of Ordinary People

The *WJP Rule of Law Index* puts people at its core. It looks at a country's adherence to the rule of law from the perspective of ordinary individuals and their experiences with the rule of law in their societies. The Index examines practical, everyday situations, such as whether people can access public services and whether a dispute among neighbors can be resolved peacefully and cost-effectively by an independent adjudicator.

## New Data Anchored in Actual Experiences

The Index is the only comprehensive set of indicators on the rule of law that is based on primary data. Index scores are built from the assessments of residents (generally 1,000 respondents per country or jurisdiction) and local legal practitioners and experts, which ensure that the findings reflect the conditions experienced by actual people, including residents from marginalized sectors of society.

## Culturally Competent

The Index has been designed to be applied in countries and jurisdictions with vastly different social, cultural, economic, and political systems. No society has ever attained—let alone sustained—a perfect realization of the rule of law. Every country faces the perpetual challenge of building and renewing the structures, institutions, and norms that can support and sustain a rule of law culture.

## Country-Specific Data and Online Tools

In addition to this written report, an interactive online platform for country-specific *WJP Rule of Law Index* data is available at: [worldjusticeproject.org](https://worldjusticeproject.org). The interactive data site invites viewers to browse each of the 142 country and jurisdiction profiles and explore overall and factor scores.



Scan the QR code or visit [worldjusticeproject.org/index](https://worldjusticeproject.org/index) to view our interactive data portal.

1. Due to small populations or obstacles to data collection in certain countries and jurisdictions, the sampling plan was adjusted in some cases. For more information on specific countries and jurisdictions and sample sizes, see pages 188-191.

2. Please see the "Methodology" section on page 185 of this report for more detailed information regarding data collection and score computation.

# Defining the Rule of Law

Effective rule of law reduces corruption, combats poverty and disease, and protects people from injustices large and small. It is the foundation for communities of justice, opportunity, and peace—underpinning development, accountable government, and respect for fundamental rights. Traditionally, the rule of law has been viewed as the domain of lawyers and judges. However, everyday issues of safety, rights, justice, and governance affect us all; everyone is a stakeholder in the rule of law.

Despite its profound importance for fair and functioning societies, the rule of law is notoriously difficult to define and measure. A simple way of approaching it is to examine a set of outcomes that the rule of law brings to societies, each of which reflects one aspect of the complex concept of the rule of law. The *WJP Rule of Law Index* seeks to embody these outcomes within a simple and coherent framework.

The *WJP Rule of Law Index* captures adherence to the rule of law as defined by the WJP's universal principles (see following page) through a comprehensive and multi-dimensional set of outcome indicators, each of which reflects a particular aspect of this complex concept. The theoretical framework linking these outcome indicators draws upon two main principles pertaining to the relationship between the state and the governed.

The first principle measures whether the law imposes limits on the exercise of power by the state and its agents, as well as individuals and private entities. This is measured in Factors One, Two, Three, and Four of the Index. The second principle measures whether the state limits the actions of members of society and fulfills its basic duties towards its population so that the public interest is served, people are protected from violence, and all members of society have access to dispute settlement and grievance mechanisms. This is measured in Factors Five, Six, Seven, and Eight of the Index. Although broad in scope, this framework assumes very little about the functions of the state, and when it does, it incorporates functions that are recognized by practically all societies, such as the provision of justice or the guarantee of order and security.

The resulting set of indicators is also an effort to strike a balance between what scholars call a “thin” or minimalist conception of the rule of law that focuses on formal, procedural rules, and a “thick” conception that includes substantive characteristics, such as self-governance and various fundamental rights and freedoms. Striking this balance between “thin” and “thick” conceptions of the rule of law enables the Index to apply to different types of social and political systems, including those that lack many of the features that characterize democratic nations, while including sufficient substantive characteristics to render the rule of law as more than a system of rules. The Index recognizes

that a system of law that fails to respect core human rights guaranteed under international law is at best “rule by law” and does not deserve to be called a rule of law system.

The rule of law affects all of us in our everyday lives. Although we may not be aware of it, the rule of law is profoundly important—and not just for lawyers or judges. Every sector of society is a stakeholder in the rule of law. Below are a few examples:

## Business Environment

Imagine an investor seeking to commit resources abroad. She would probably think twice before investing in a country where corruption is rampant, property rights are ill-defined, and contracts are difficult to enforce. Uneven enforcement of regulations, corruption, insecure property rights, and ineffective means to settle disputes undermine legitimate business and deter both domestic and foreign investment.

## Public Works

Consider the bridges, roads, or runways we traverse daily—or the offices and buildings in which we live, work, and play. What would happen if building codes governing design and safety were not enforced? What if government officials and contractors used low-quality materials to pocket the surplus? Weak regulatory enforcement and corruption decrease the security of physical infrastructure and waste scarce resources, which are essential to a thriving economy.

## Public Health and Environment

Consider the implications of pollution, wildlife poaching, and deforestation for public health and the environment. What would happen if a company were pouring harmful chemicals into a river in a highly populated area and the environmental inspector ignored these actions in exchange for a bribe? Adherence to the rule of law is essential to holding governments, businesses, civil society organizations, and communities accountable for protecting public health and the environment.



# The Four Universal Principles of the Rule of Law

The World Justice Project defines the rule of law as a durable system of laws, institutions, norms, and community commitment that delivers:



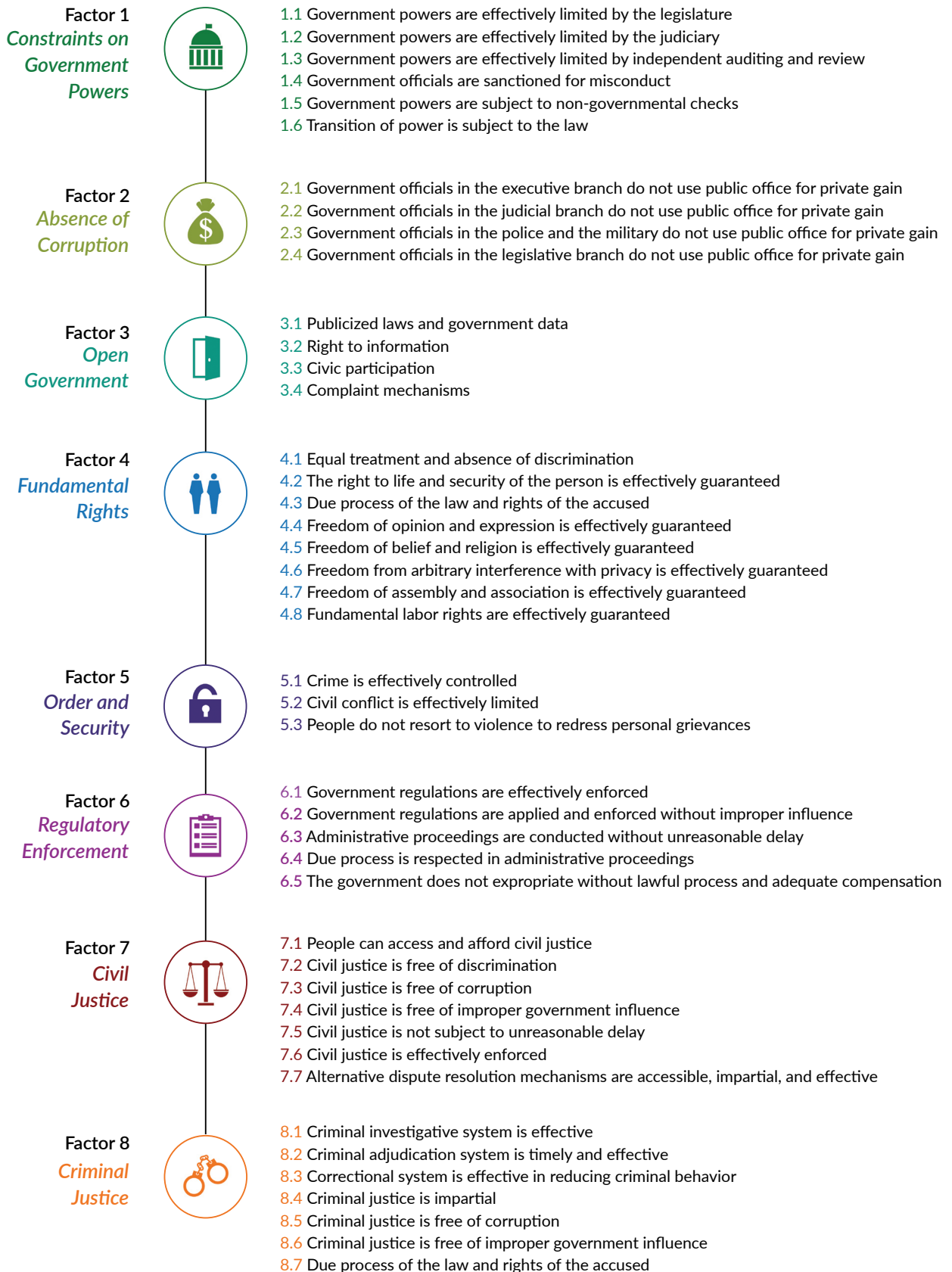
The four universal principles are further developed in the following eight factors of the annual *WJP Rule of Law Index*:

Constraints on Government Powers, Absence of Corruption, Open Government, Fundamental Rights, Order and Security, Regulatory Enforcement, Civil Justice, and Criminal Justice.



# Conceptual Framework of the WJP Rule of Law Index

The conceptual framework of the *WJP Rule of Law Index* is comprised of eight factors further disaggregated into 44 sub-factors. These factors and sub-factors are presented below and described in detail in the section that follows.



## Informal Justice and the Rule of Law

The conceptual framework of the Index includes a ninth factor on informal justice that is not included in the Index's aggregate scores and rankings. Informal justice systems often play a large role in countries and jurisdictions where formal legal institutions are weak, remote, or perceived as ineffective. As such, the WJP has devoted effort to collecting data on informal justice through our surveys. Nonetheless, the complexities of these systems and the difficulties of systematically measuring their fairness and effectiveness make cross-country assessments extraordinarily challenging. For this reason, the informal justice factor is not included in the Index scores and rankings.

### Factor 9: Informal Justice

- 9.1 Informal justice is timely and effective
- 9.2 Informal justice is impartial and free of improper influence
- 9.3 Informal justice respects and protects fundamental rights

## Indicators of the WJP Rule of Law Index

### FACTOR ONE: Constraints on Government Powers

#### 1.1 Government powers are effectively limited by the legislature

Measures whether legislative bodies have the independence and the ability in practice to exercise effective checks on and oversight of the government.

#### 1.2 Government powers are effectively limited by the judiciary

Measures whether the judiciary has the independence and the ability in practice to exercise effective checks on and oversight of the government.

#### 1.3 Government powers are effectively limited by independent auditing and review

Measures whether comptrollers or auditors, as well as national human rights ombudsman agencies, have sufficient independence and the ability to exercise effective checks on and oversight of the government.

#### 1.4 Government officials are sanctioned for misconduct

Measures whether government officials in the executive, legislature, judiciary, and the police are investigated, prosecuted, and punished for official misconduct and other violations.

#### 1.5 Government powers are subject to non-governmental checks

Measures whether an independent media, civil society organizations, political parties, and individuals are free to report and comment on government policies without fear of retaliation.

#### 1.6 Transition of power is subject to the law

Measures whether government officials are elected or appointed in accordance with the rules and procedures set forth in the constitution. Where elections take place, it also measures the integrity of the electoral process, including access to the ballot, the absence of intimidation, and public scrutiny of election results.

### FACTOR TWO: Absence of Corruption

#### 2.1 Government officials in the executive branch do not use public office for private gain

Measures the prevalence of bribery, informal payments, and other inducements in the delivery of public services and the enforcement of regulations. It also measures whether government procurement and public works contracts are awarded through an open and competitive bidding process, and whether government officials at various levels of the executive branch refrain from embezzling public funds.

#### 2.2 Government officials in the judicial branch do not use public office for private gain

Measures whether judges and judicial officials refrain from soliciting and accepting bribes to perform duties or expedite processes, and whether the judiciary and judicial rulings are free of improper influence by the government, private interests, or criminal organizations.

#### 2.3 Government officials in the police and the military do not use public office for private gain

Measures whether police officers and criminal investigators refrain from soliciting and accepting bribes to perform basic police services or to investigate crimes, and whether government officials in the police and the military are free of improper influence by private interests or criminal organizations.

#### 2.4 Government officials in the legislative branch do not use public office for private gain

Measures whether members of the legislature refrain from soliciting or accepting bribes or other inducements in exchange for political favors or favorable votes on legislation.

## FACTOR THREE: Open Government

### 3.1 Publicized laws and government data

Measures whether basic laws and information on legal rights are publicly available, presented in plain language, and made accessible in all languages used in the country or jurisdiction. It also measures the quality and accessibility of information published by the government in print or online, and whether administrative regulations, drafts of legislation, and high court decisions are made accessible to the public in a timely manner.

### 3.2 Right to information

Measures whether requests for information held by a government agency are granted, whether these requests are granted within a reasonable time period, if the information provided is pertinent and complete, and if requests for information are granted at a reasonable cost and without having to pay a bribe. It also measures whether people are aware of their right to information, and whether relevant records are accessible to the public upon request.

### 3.3 Civic participation

Measures the effectiveness of civic participation mechanisms, including the protection of the freedoms of opinion and expression, assembly and association, and the right to petition the government. It also measures whether people can voice concerns to various government officers and whether government officials provide sufficient information and notice about decisions affecting the community.

### 3.4 Complaint mechanisms

Measures whether people are able to bring specific complaints to the government about the provision of public services or the performance of government officers in carrying out their legal duties in practice, and how government officials respond to such complaints.

## FACTOR FOUR: Fundamental Rights

### 4.1 Equal treatment and absence of discrimination

Measures whether individuals are free from discrimination—based on socio-economic status, gender, ethnicity, religion, national origin, sexual orientation, or gender identity—with respect to public services, employment, court proceedings, and the justice system.

### 4.2 The right to life and security of the person is effectively guaranteed

Measures whether the police inflict physical harm upon criminal suspects during arrest and interrogation, and whether political dissidents or members of the media are subjected to unreasonable searches, arrest, detention, imprisonment, threats, abusive treatment, or violence.

### 4.3 Due process of the law and rights of the accused

Measures whether the basic rights of criminal suspects are respected, including the presumption of innocence and the freedom from arbitrary arrest and unreasonable pre-trial detention. It also measures whether criminal suspects are able to access and challenge evidence used against them, whether they are subject to abusive treatment, and whether they are provided with adequate legal assistance. In addition, it measures whether the basic rights of prisoners are respected once they have been convicted of a crime.

### 4.4 Freedom of opinion and expression is effectively guaranteed

Measures whether an independent media, civil society organizations, political parties, and individuals are free to report and comment on government policies without fear of retaliation.

### 4.5 Freedom of belief and religion is effectively guaranteed

Measures whether members of religious minorities can worship and conduct religious practices freely and publicly, and whether non-adherents are protected from having to submit to religious laws.

### 4.6 Freedom from arbitrary interference with privacy is effectively guaranteed

Measures whether the police or other government officials conduct physical searches without warrants, or intercept electronic communications of private individuals without judicial authorization.

### 4.7 Freedom of assembly and association is effectively guaranteed

Measures whether people can freely attend community meetings, join political organizations, hold peaceful public demonstrations, sign petitions, and express opinions against government policies and actions without fear of retaliation.

### 4.8 Fundamental labor rights are effectively guaranteed

Measures the effective enforcement of fundamental labor rights, including freedom of association and the right to collective bargaining, the absence of discrimination with respect to employment, and freedom from forced labor and child labor.

## FACTOR FIVE: Order and Security

### 5.1 Crime is effectively controlled

Measures the prevalence of common crimes, including homicide, kidnapping, burglary and theft, armed robbery, and extortion, as well as people's general perceptions of safety in their communities.

### 5.2 Civil conflict is effectively limited

Measures whether people are effectively protected from armed conflict and terrorism.

### 5.3 People do not resort to violence to redress personal grievances

Measures whether people resort to intimidation or violence to resolve civil disputes amongst themselves or to seek redress from the government, and whether people are free from mob violence.

## FACTOR SIX: Regulatory Enforcement

### 6.1 Government regulations are effectively enforced

Measures whether government regulations, such as labor, environmental, public health, commercial, and consumer protection regulations are effectively enforced.

### 6.2 Government regulations are applied and enforced without improper influence

Measures whether the enforcement of regulations is subject to bribery or improper influence by private interests, and whether public services, such as the issuance of permits and licenses and the administration of public health services, are provided without bribery or other illegal inducements.

### 6.3 Administrative proceedings are conducted without unreasonable delay

Measures whether administrative proceedings at the national and local levels are conducted without unreasonable delay.

### 6.4 Due process is respected in administrative proceedings

Measures whether due process of the law is respected in administrative proceedings conducted by national and local authorities in issue areas such as the environment, taxes, and labor.

### 6.5 The government does not expropriate without lawful process and adequate compensation

Measures whether the government respects the property rights of people and corporations, refrains from the illegal seizure of private property, and provides adequate compensation when property is legally expropriated.

## FACTOR SEVEN: Civil Justice

### 7.1 People can access and afford civil justice

Measures the accessibility and affordability of civil courts, including whether people are aware of available remedies; can access and afford legal advice and representation; and can access the court system without incurring unreasonable fees, encountering unreasonable procedural hurdles, or experiencing physical or linguistic barriers.

### 7.2 Civil justice is free of discrimination

Measures whether the civil justice system discriminates in practice based on socio-economic status, gender, ethnicity, religion, national origin, sexual orientation, or gender identity.

### 7.3 Civil justice is free of corruption

Measures whether the civil justice system is free of bribery and improper influence by private interests.

### 7.4 Civil justice is free of improper government influence

Measures whether the civil justice system is free of improper government or political influence.

### 7.5 Civil justice is not subject to unreasonable delay

Measures whether civil justice proceedings are conducted and judgments are produced in a timely manner without unreasonable delay.

### 7.6 Civil justice is effectively enforced

Measures the effectiveness and timeliness of the enforcement of civil justice decisions and judgments in practice.

### 7.7 Alternative dispute resolution mechanisms are accessible, impartial, and effective

Measures whether alternative dispute resolution mechanisms (ADRs) are affordable, efficient, enforceable, and free of corruption.

**8.1 Criminal investigative system is effective**

Measures whether perpetrators of crimes are effectively apprehended and charged. It also measures whether police, investigators, and prosecutors have adequate resources, are free of corruption, and perform their duties competently.

**8.2 Criminal adjudication system is timely and effective**

Measures whether perpetrators of crimes are effectively prosecuted and punished. It also measures whether criminal judges and other judicial officers are competent and produce speedy decisions.

**8.3 Correctional system is effective in reducing criminal behavior**

Measures whether correctional institutions are secure, respect prisoners' rights, and are effective in preventing recidivism.

**8.4 Criminal justice is impartial**

Measures whether the police and criminal judges are impartial and whether they discriminate in practice based on socio-economic status, gender, ethnicity, religion, national origin, sexual orientation, or gender identity.

**8.5 Criminal justice is free of corruption**

Measures whether the police, prosecutors, and judges are free of bribery and improper influence from criminal organizations.

**8.6 Criminal justice is free of improper government influence**

Measures whether the criminal justice system is independent from government or political influence.

**8.7 Due process of the law and rights of the accused**

Measures whether the basic rights of criminal suspects are respected, including the presumption of innocence and the freedom from arbitrary arrest and unreasonable pre-trial detention. It also measures whether criminal suspects can access and challenge evidence used against them, whether they are subject to abusive treatment, and whether they are provided with adequate legal assistance. In addition, it measures whether the basic rights of prisoners are respected once they have been convicted of a crime.





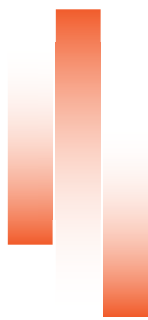
## SECTION 2

# Scores and Rankings

*“We are all servants of the laws in order that  
we may be free.”*

**Cicero (106 BCE-43 BCE)**

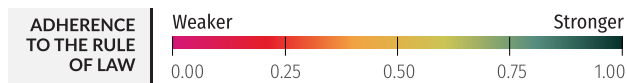
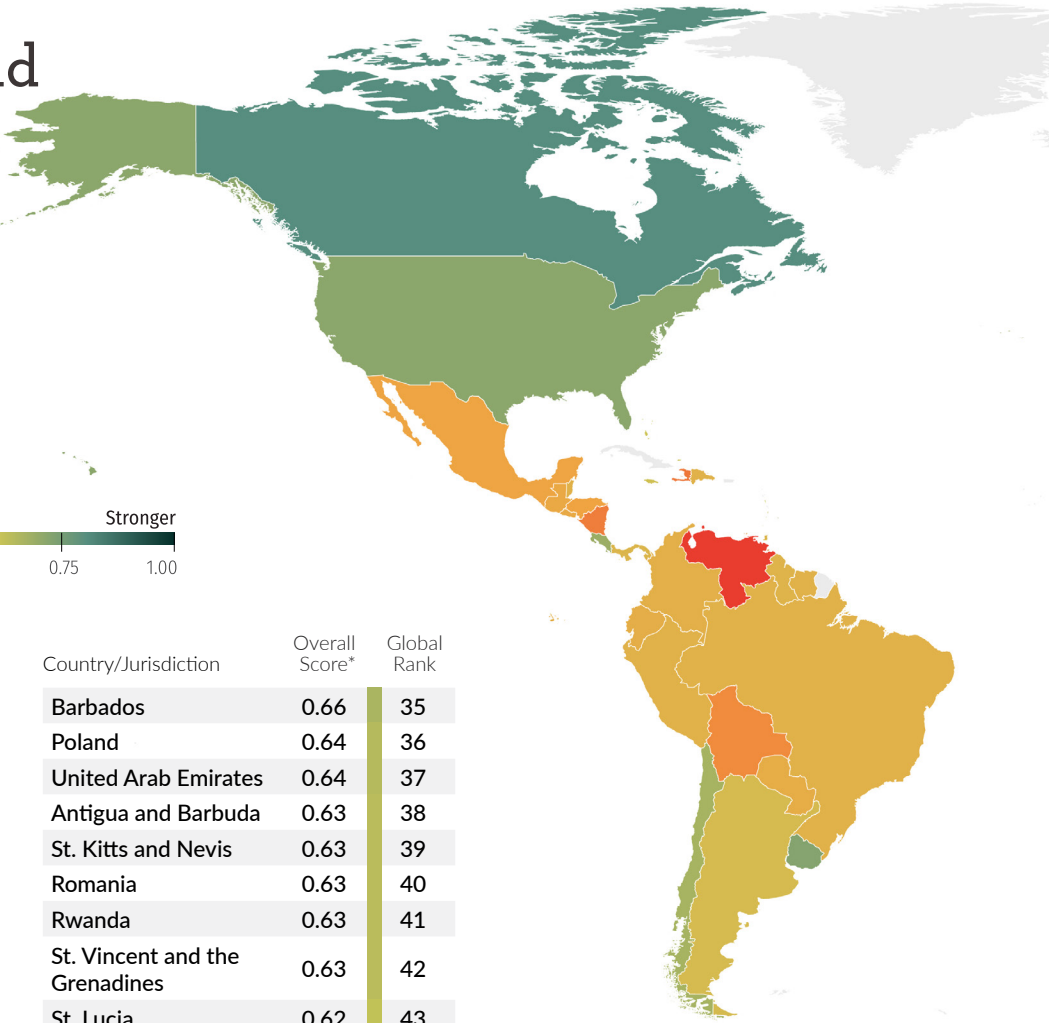




- 22** Rule of Law Around the World
- 24** Rule of Law by Region
- 26** Rule of Law by Income
- 28** Rule of Law by Factor

# Rule of Law Around the World

The table below shows the overall scores and rankings of the *WJP Rule of Law Index® 2023* by country rank. Scores range from 0 to 1, with 1 indicating the strongest adherence to the rule of law.

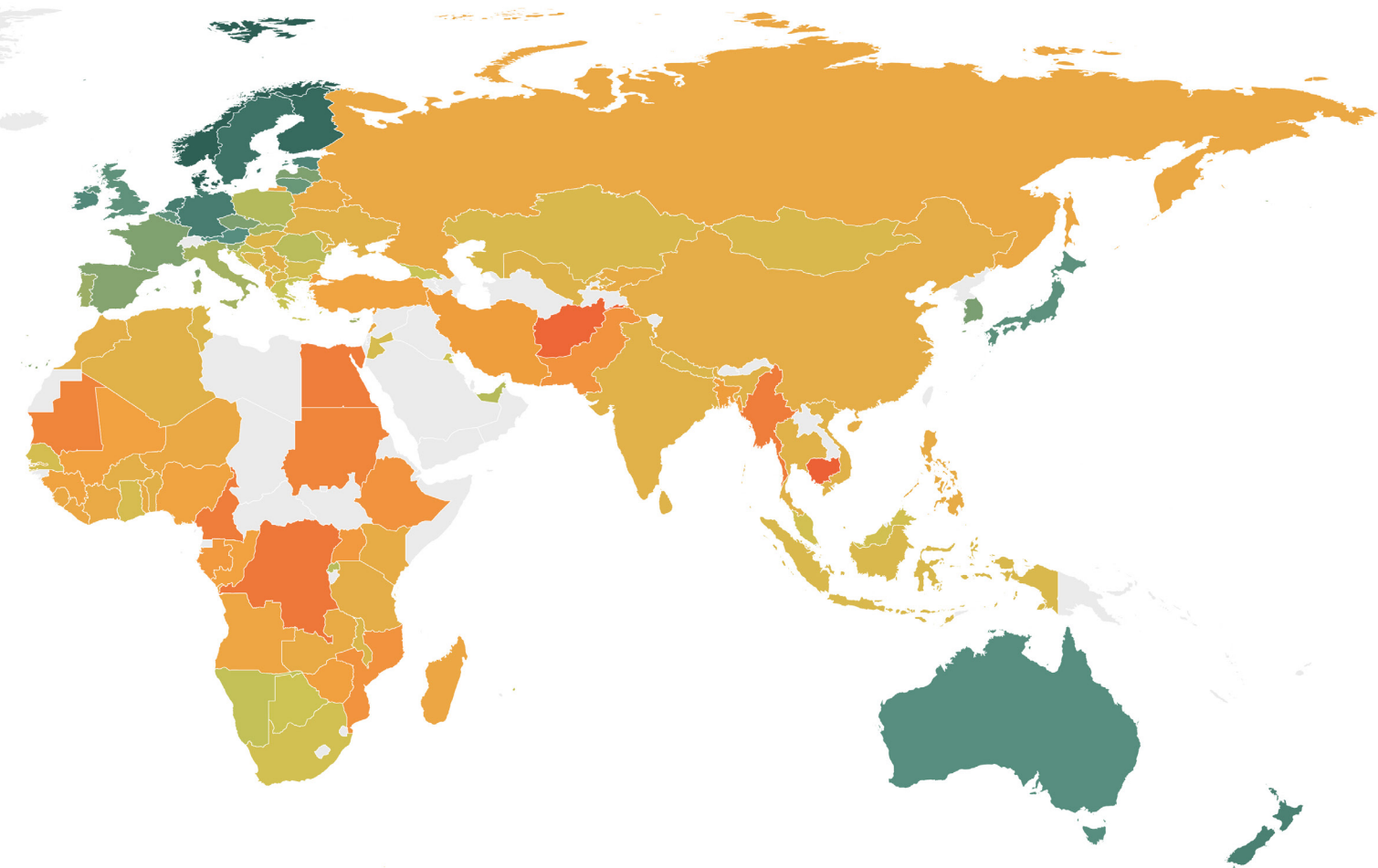


Country/Jurisdiction	Overall Score*	Global Rank
Denmark	0.90	1
Norway	0.89	2
Finland	0.87	3
Sweden	0.85	4
Germany	0.83	5
Luxembourg	0.83	6
Netherlands	0.83	7
New Zealand	0.83	8
Estonia	0.82	9
Ireland	0.81	10
Austria	0.80	11
Canada	0.80	12
Australia	0.80	13
Japan	0.79	14
United Kingdom	0.78	15
Belgium	0.78	16
Singapore	0.78	17
Lithuania	0.77	18
Korea, Rep.	0.74	19
Czechia	0.73	20
France	0.73	21
Latvia	0.73	22
Hong Kong SAR, China	0.73	23
Spain	0.72	24
Uruguay	0.72	25
United States	0.70	26
Slovenia	0.69	27
Portugal	0.68	28
Costa Rica	0.68	29
Malta	0.68	30
Cyprus	0.68	31
Italy	0.67	32
Chile	0.66	33
Slovak Republic	0.66	34

Country/Jurisdiction	Overall Score*	Global Rank
Barbados	0.66	35
Poland	0.64	36
United Arab Emirates	0.64	37
Antigua and Barbuda	0.63	38
St. Kitts and Nevis	0.63	39
Romania	0.63	40
Rwanda	0.63	41
St. Vincent and the Grenadines	0.63	42
St. Lucia	0.62	43
Namibia	0.61	44
Croatia	0.61	45
Mauritius	0.61	46
Greece	0.61	47
Georgia	0.60	48
Grenada	0.60	49
The Bahamas	0.59	50
Botswana	0.59	51
Kuwait	0.58	52
Dominica	0.58	53
Jamaica	0.57	54
Malaysia	0.57	55
South Africa	0.57	56
Montenegro	0.56	57
Kosovo	0.56	58
Bulgaria	0.56	59
Senegal	0.55	60
Ghana	0.55	61
Jordan	0.55	62
Argentina	0.55	63
Mongolia	0.53	64
Kazakhstan	0.53	65
Indonesia	0.53	66
North Macedonia	0.53	67

Country/Jurisdiction	Overall Score*	Global Rank
Moldova	0.53	68
Malawi	0.52	69
Trinidad and Tobago	0.52	70
Nepal	0.52	71
Tunisia	0.52	72
Hungary	0.51	73
Panama	0.51	74
Bosnia and Herzegovina	0.51	75
Guyana	0.50	76
Sri Lanka	0.50	77
Uzbekistan	0.50	78
India	0.49	79
Belize	0.49	80
Suriname	0.49	81
Thailand	0.49	82
Brazil	0.49	83
Algeria	0.49	84
The Gambia	0.49	85

\* Scores are rounded to two decimal places.



Country/Jurisdiction	Overall Score*	Global Rank	Country/Jurisdiction	Overall Score*	Global Rank	Country/Jurisdiction	Overall Score*	Global Rank
Dominican Republic	0.49	86	Zambia	0.45	105	Gabon	0.39	124
Vietnam	0.49	87	Côte d'Ivoire	0.45	106	Uganda	0.39	125
Peru	0.49	88	Lebanon	0.45	107	Iran, Islamic Rep.	0.39	126
Ukraine	0.49	89	El Salvador	0.45	108	Bangladesh	0.38	127
Benin	0.48	90	Niger	0.44	109	Mozambique	0.38	128
Albania	0.48	91	Sierra Leone	0.44	110	Ethiopia	0.38	129
Morocco	0.48	92	Guatemala	0.44	111	Pakistan	0.38	130
Serbia	0.48	93	Liberia	0.44	112	Bolivia	0.37	131
Colombia	0.48	94	Russian Federation	0.44	113	Sudan	0.36	132
Burkina Faso	0.47	95	Madagascar	0.43	114	Mauritania	0.36	133
Ecuador	0.47	96	Angola	0.43	115	Cameroon	0.35	134
China	0.47	97	Mexico	0.42	116	Myanmar	0.35	135
Tanzania	0.47	98	Türkiye	0.41	117	Egypt, Arab Rep.	0.35	136
Paraguay	0.46	99	Guinea	0.41	118	Nicaragua	0.35	137
Philippines	0.46	100	Honduras	0.41	119	Congo, Dem. Rep.	0.34	138
Kenya	0.46	101	Nigeria	0.41	120	Haiti	0.34	139
Togo	0.45	102	Mali	0.40	121	Afghanistan	0.32	140
Kyrgyz Republic	0.45	103	Congo, Rep.	0.40	122	Cambodia	0.31	141
Belarus	0.45	104	Zimbabwe	0.40	123	Venezuela, RB	0.26	142

\* Scores are rounded to two decimal places.

# Rule of Law Around the World by Region

## East Asia and Pacific

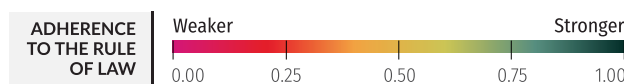
Regional Rank	Country/Jurisdiction	Overall Score*	Annual % Change in Overall Score*	5-Year % Change in Overall Score*	Global Rank	Change in Global Rank†	Regional Rank	Country/Jurisdiction	Overall Score*	Annual % Change in Overall Score*	5-Year % Change in Overall Score*	Global Rank	Change in Global Rank†
1/15	New Zealand	0.83	-0.2%	-0.4%	8	1 ▼	9/15	Indonesia	0.53	0.2%	2.6%	66	0
2/15	Australia	0.80	0.5%	-1.3%	13	0	10/15	Thailand	0.49	-1.0%	-3.0%	82	0
3/15	Japan	0.79	0.0%	-0.2%	14	2 ▲	11/15	Vietnam	0.49	-0.6%	-2.9%	87	1 ▼
4/15	Singapore	0.78	-0.1%	-2.6%	17	0	12/15	China	0.47	-0.9%	-6.7%	97	0
5/15	Korea, Rep.	0.74	0.5%	2.0%	19	0	13/15	Philippines	0.46	-1.5%	-2.0%	100	1 ▼
6/15	Hong Kong SAR, China	0.73	-0.2%	-6.0%	23	1 ▼	14/15	Myanmar	0.35	-3.7%	-17.2%	135	1 ▼
7/15	Malaysia	0.57	0.8%	6.1%	55	1 ▲	15/15	Cambodia	0.31	-0.1%	-3.5%	141	0
8/15	Mongolia	0.53	-0.6%	-2.0%	64	0							

## Eastern Europe and Central Asia

Regional Rank	Country/Jurisdiction	Overall Score*	Annual % Change in Overall Score*	5-Year % Change in Overall Score*	Global Rank	Change in Global Rank†	Regional Rank	Country/Jurisdiction	Overall Score*	Annual % Change in Overall Score*	5-Year % Change in Overall Score*	Global Rank	Change in Global Rank†
1/15	Georgia	0.60	0.3%	-1.2%	48	1 ▲	8/15	Uzbekistan	0.50	0.1%	7.7%	78	2 ▲
2/15	Montenegro	0.56	-	-	57	-	9/15	Ukraine	0.49	-2.9%	-2.7%	89	11 ▼
3/15	Kosovo	0.56	0.4%	-	58	1 ▲	10/15	Albania	0.48	-0.7%	-5.2%	91	2 ▼
4/15	Kazakhstan	0.53	1.0%	3.1%	65	2 ▲	11/15	Serbia	0.48	-1.6%	-4.0%	93	8 ▼
5/15	North Macedonia	0.53	-0.9%	-0.4%	67	2 ▼	12/15	Kyrgyz Republic	0.45	-1.4%	-4.5%	103	1 ▼
6/15	Moldova	0.53	1.3%	7.7%	68	2 ▲	13/15	Belarus	0.45	-1.9%	-12.0%	104	3 ▼
7/15	Bosnia and Herzegovina	0.51	-1.2%	-3.5%	75	3 ▼	14/15	Russian Federation	0.44	-2.2%	-7.0%	113	4 ▼
							15/15	Türkiye	0.41	-0.7%	-1.3%	117	1 ▲

## EU, EFTA, and North America (European Union, European Free Trade Association, and North America)

Regional Rank	Country/Jurisdiction	Overall Score*	Annual % Change in Overall Score*	5-Year % Change in Overall Score*	Global Rank	Change in Global Rank†	Regional Rank	Country/Jurisdiction	Overall Score*	Annual % Change in Overall Score*	5-Year % Change in Overall Score*	Global Rank	Change in Global Rank†
1/31	Denmark	0.90	-0.3%	0.7%	1	0	17/31	Latvia	0.73	0.7%	-	22	2 ▲
2/31	Norway	0.89	0.3%	0.3%	2	0	18/31	Spain	0.72	-0.8%	2.4%	24	1 ▼
3/31	Finland	0.87	0.4%	0.3%	3	0	19/31	United States	0.70	-0.6%	-4.0%	26	0
4/31	Sweden	0.85	-0.4%	-1.1%	4	0	20/31	Slovenia	0.69	1.6%	2.3%	27	4 ▲
5/31	Germany	0.83	0.0%	-0.2%	5	1 ▲	21/31	Portugal	0.68	-0.9%	-5.2%	28	1 ▼
6/31	Luxembourg	0.83	0.8%	-	6	2 ▲	22/31	Malta	0.68	0.1%	-	30	0
7/31	Netherlands	0.83	-0.3%	-2.5%	7	2 ▼	23/31	Cyprus	0.68	-0.9%	-	31	3 ▼
8/31	Estonia	0.82	0.0%	2.3%	9	0	24/31	Italy	0.67	0.0%	2.0%	32	0
9/31	Ireland	0.81	0.3%	-	10	0	25/31	Slovak Republic	0.66	0.3%	-	34	1 ▲
10/31	Austria	0.80	-0.3%	-2.0%	11	0	26/31	Poland	0.64	-0.6%	-5.3%	36	0
11/31	Canada	0.80	0.0%	-1.6%	12	0	27/31	Romania	0.63	-0.4%	-4.1%	40	2 ▼
12/31	United Kingdom	0.78	-0.4%	-3.1%	15	0	28/31	Croatia	0.61	0.3%	0.2%	45	2 ▲
13/31	Belgium	0.78	-1.0%	1.2%	16	2 ▼	29/31	Greece	0.61	-1.4%	-0.3%	47	3 ▼
14/31	Lithuania	0.77	0.4%	-	18	0	30/31	Bulgaria	0.56	1.7%	3.9%	59	3 ▲
15/31	Czechia	0.73	0.1%	-1.3%	20	0	31/31	Hungary	0.51	-0.2%	-6.0%	73	2 ▲
16/31	France	0.73	-0.4%	-1.4%	21	0							



\* Scores are rounded to two decimal places. Percentage changes in score are rounded to one decimal place.

† The change in rankings was calculated by comparing the positions of the 140 countries and jurisdictions measured in the 2022 Index with the rankings of the same 140 countries and jurisdictions in 2023, exclusive of the two new additions to the 2023 Index, Kuwait and Montenegro.

## Latin America and Caribbean

Regional Rank	Country/Jurisdiction	Overall Score*	Annual % Change in Overall Score*	5-Year % Change in Overall Score*	Global Rank	Change in Global Rank†	Regional Rank	Country/Jurisdiction	Overall Score*	Annual % Change in Overall Score*	5-Year % Change in Overall Score*	Global Rank	Change in Global Rank†
1/32	Uruguay	0.72	0.4%	0.7%	25	0	16/32	Guyana	0.50	0.2%	-0.5%	76	1 ▲
2/32	Costa Rica	0.68	0.0%	-0.6%	29	0	17/32	Belize	0.49	0.9%	3.3%	80	7 ▲
3/32	Chile	0.66	-0.1%	-0.7%	33	0	18/32	Suriname	0.49	-0.9%	-3.6%	81	0
4/32	Barbados	0.66	0.0%	1.1%	35	1 ▼	19/32	Brazil	0.49	-0.9%	-8.9%	83	0
5/32	Antigua and Barbuda	0.63	0.6%	0.7%	38	2 ▲	20/32	Dominican Republic	0.49	1.0%	4.4%	86	8 ▲
6/32	St. Kitts and Nevis	0.63	0.1%	-4.3%	39	0	21/32	Peru	0.49	0.2%	-7.1%	88	4 ▲
7/32	St. Vincent and the Grenadines	0.63	-0.8%	2.3%	42	1 ▼	22/32	Colombia	0.48	-0.4%	-4.7%	94	1 ▼
8/32	St. Lucia	0.62	0.4%	-2.0%	43	0	23/32	Ecuador	0.47	-2.1%	-0.2%	96	1 ▼
9/32	Grenada	0.60	1.4%	-1.6%	49	1 ▲	24/32	Paraguay	0.46	-1.2%	-	99	1 ▼
10/32	The Bahamas	0.59	-2.0%	-1.4%	50	2 ▼	25/32	El Salvador	0.45	-2.5%	-7.4%	108	4 ▼
11/32	Dominica	0.58	0.1%	-3.6%	53	1 ▲	26/32	Guatemala	0.44	-0.3%	-1.0%	111	1 ▲
12/32	Jamaica	0.57	-1.1%	-0.4%	54	1 ▼	27/32	Mexico	0.42	-1.3%	-8.7%	116	1 ▲
13/32	Argentina	0.55	-0.5%	-6.4%	63	2 ▼	28/32	Honduras	0.41	1.6%	1.6%	119	4 ▲
14/32	Trinidad and Tobago	0.52	-0.8%	-7.0%	70	1 ▼	29/32	Bolivia	0.37	-0.5%	-2.9%	131	1 ▲
15/32	Panama	0.51	-0.5%	-1.2%	74	0	30/32	Nicaragua	0.35	-4.4%	-20.8%	137	2 ▼
							31/32	Haiti	0.34	-3.5%	-	139	1 ▼
							32/32	Venezuela, RB	0.26	0.9%	-7.8%	142	0

## Middle East and North Africa

Regional Rank	Country/Jurisdiction	Overall Score*	Annual % Change in Overall Score*	5-Year % Change in Overall Score*	Global Rank	Change in Global Rank†	Regional Rank	Country/Jurisdiction	Overall Score*	Annual % Change in Overall Score*	5-Year % Change in Overall Score*	Global Rank	Change in Global Rank†
1/9	United Arab Emirates	0.64	0.2%	-1.9%	37	0	5/9	Algeria	0.49	0.6%	-	84	7 ▲
2/9	Kuwait	0.58	-	-	52	-	6/9	Morocco	0.48	0.9%	-5.0%	92	4 ▲
3/9	Jordan	0.55	1.4%	-8.1%	62	1 ▲	7/9	Lebanon	0.45	0.0%	-5.0%	107	1 ▲
4/9	Tunisia	0.52	-0.6%	-3.6%	72	1 ▲	8/9	Iran, Islamic Rep.	0.39	-5.0%	-18.9%	126	5 ▼
							9/9	Egypt, Arab Rep.	0.35	-1.2%	-4.4%	136	1 ▲

## South Asia

Regional Rank	Country/Jurisdiction	Overall Score*	Annual % Change in Overall Score*	5-Year % Change in Overall Score*	Global Rank	Change in Global Rank†	Regional Rank	Country/Jurisdiction	Overall Score*	Annual % Change in Overall Score*	5-Year % Change in Overall Score*	Global Rank	Change in Global Rank†
1/6	Nepal	0.52	-0.9%	-2.2%	71	0	4/6	Bangladesh	0.38	-1.5%	-6.2%	127	2 ▲
2/6	Sri Lanka	0.50	-0.5%	-5.2%	77	1 ▼	5/6	Pakistan	0.38	-2.3%	-4.2%	130	1 ▲
3/6	India	0.49	-0.7%	-4.8%	79	0	6/6	Afghanistan	0.32	-4.0%	-8.3%	140	0

## Sub-Saharan Africa

Regional Rank	Country/Jurisdiction	Overall Score*	Annual % Change in Overall Score*	5-Year % Change in Overall Score*	Global Rank	Change in Global Rank†	Regional Rank	Country/Jurisdiction	Overall Score*	Annual % Change in Overall Score*	5-Year % Change in Overall Score*	Global Rank	Change in Global Rank†
1/34	Rwanda	0.63	0.1%	-	41	1 ▲	18/34	Sierra Leone	0.44	-2.1%	-3.1%	110	3 ▼
2/34	Namibia	0.61	0.5%	-	44	2 ▲	19/34	Liberia	0.44	0.8%	-3.6%	112	2 ▲
3/34	Mauritius	0.61	-0.4%	-	46	1 ▼	20/34	Madagascar	0.43	-1.4%	-1.7%	114	1 ▼
4/34	Botswana	0.59	0.0%	1.3%	51	0	21/34	Angola	0.43	-0.3%	-	115	0
5/34	South Africa	0.57	-1.2%	-3.3%	56	1 ▼	22/34	Guinea	0.41	0.8%	-	118	1 ▲
6/34	Senegal	0.55	-1.3%	0.2%	60	2 ▼	23/34	Nigeria	0.41	0.8%	-6.3%	120	0
7/34	Ghana	0.55	-0.5%	-7.4%	61	1 ▼	24/34	Mali	0.40	-5.3%	-	121	5 ▼
8/34	Malawi	0.52	-0.5%	2.1%	69	1 ▼	25/34	Congo, Rep.	0.40	-1.2%	-	122	0
9/34	The Gambia	0.49	0.1%	-	85	3 ▲	26/34	Zimbabwe	0.40	1.3%	5.9%	123	3 ▲
10/34	Benin	0.48	-0.6%	-	90	0	27/34	Gabon	0.39	0.3%	-	124	4 ▲
11/34	Burkina Faso	0.47	-3.7%	-6.7%	95	11 ▼	28/34	Uganda	0.39	0.0%	-3.1%	125	5 ▲
12/34	Tanzania	0.47	0.9%	-0.9%	98	2 ▲	29/34	Mozambique	0.38	-3.0%	-	128	4 ▼
13/34	Kenya	0.46	1.6%	1.7%	101	5 ▲	30/34	Ethiopia	0.38	-3.1%	0.2%	129	4 ▼
14/34	Togo	0.45	-1.1%	-	102	1 ▲	31/34	Sudan	0.36	-7.4%	-	132	5 ▼
15/34	Zambia	0.45	0.0%	-4.9%	105	0	32/34	Mauritania	0.36	-1.4%	-	133	0
16/34	Côte d'Ivoire	0.45	0.7%	-5.2%	106	4 ▲	33/34	Cameroon	0.35	-0.3%	-4.0%	134	2 ▲
17/34	Niger	0.44	-0.6%	-	109	2 ▲	34/34	Congo, Dem. Rep.	0.34	0.8%	-	138	1 ▲

\* Scores are rounded to two decimal places. Percentage changes in score are rounded to one decimal place.

† The change in rankings was calculated by comparing the positions of the 140 countries and jurisdictions measured in the 2022 Index with the rankings of the same 140 countries and jurisdictions in 2023, exclusive of the two new additions to the 2023 Index, Kuwait and Montenegro.

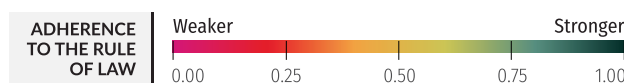
# Rule of Law Around the World by Income\*

## Low Income

Income Rank	Country/Jurisdiction	Overall Score†	Annual % Change in Overall Score†	5-Year % Change in Overall Score†	Global Rank	Change in Global Rank ‡	Income Rank	Country/Jurisdiction	Overall Score†	Annual % Change in Overall Score†	5-Year % Change in Overall Score†	Global Rank	Change in Global Rank ‡
1/18	Rwanda	0.63	0.1%	-	41	1 ▲	11/18	Guinea	0.41	0.8%	-	118	1 ▲
2/18	Malawi	0.52	-0.5%	2.1%	69	1 ▼	12/18	Mali	0.40	-5.3%	-	121	5 ▼
3/18	The Gambia	0.49	0.1%	-	85	3 ▲	13/18	Uganda	0.39	0.0%	-3.1%	125	5 ▲
4/18	Burkina Faso	0.47	-3.7%	-6.7%	95	11 ▼	14/18	Mozambique	0.38	-3.0%	-	128	4 ▼
5/18	Togo	0.45	-1.1%	-	102	1 ▲	15/18	Ethiopia	0.38	-3.1%	0.2%	129	4 ▼
6/18	Zambia	0.45	0.0%	-4.9%	105	0	16/18	Sudan	0.36	-7.4%	-	132	5 ▼
7/18	Niger	0.44	-0.6%	-	109	2 ▲	17/18	Congo, Dem. Rep.	0.34	0.8%	-	138	1 ▲
8/18	Sierra Leone	0.44	-2.1%	-3.1%	110	3 ▼	18/18	Afghanistan	0.32	-4.0%	-8.3%	140	0
9/18	Liberia	0.44	0.8%	-3.6%	112	2 ▲							
10/18	Madagascar	0.43	-1.4%	-1.7%	114	1 ▼							

## Lower-Middle Income

Income Rank	Country/Jurisdiction	Overall Score†	Annual % Change in Overall Score†	5-Year % Change in Overall Score†	Global Rank	Change in Global Rank ‡	Income Rank	Country/Jurisdiction	Overall Score†	Annual % Change in Overall Score†	5-Year % Change in Overall Score†	Global Rank	Change in Global Rank ‡
1/37	Senegal	0.55	-1.3%	0.2%	60	2 ▼	20/37	Lebanon	0.45	0.0%	-5.0%	107	1 ▲
2/37	Ghana	0.55	-0.5%	-7.4%	61	1 ▼	21/37	El Salvador	0.45	-2.5%	-7.4%	108	4 ▼
3/37	Mongolia	0.53	-0.6%	-2.0%	64	0	22/37	Angola	0.43	-0.3%	-	115	0
4/37	Indonesia	0.53	0.2%	2.6%	66	0	23/37	Honduras	0.41	1.6%	1.6%	119	4 ▲
5/37	Nepal	0.52	-0.9%	-2.2%	71	0	24/37	Nigeria	0.41	0.8%	-6.3%	120	0
6/37	Tunisia	0.52	-0.6%	-3.6%	72	1 ▲	25/37	Congo, Rep.	0.40	-1.2%	-	122	0
7/37	Sri Lanka	0.50	-0.5%	-5.2%	77	1 ▼	26/37	Zimbabwe	0.40	1.3%	5.9%	123	3 ▲
8/37	Uzbekistan	0.50	0.1%	7.7%	78	2 ▲	27/37	Iran, Islamic Rep.	0.39	-5.0%	-18.9%	126	5 ▼
9/37	India	0.49	-0.7%	-4.8%	79	0	28/37	Bangladesh	0.38	-1.5%	-6.2%	127	2 ▲
10/37	Algeria	0.49	0.6%	-	84	7 ▲	29/37	Pakistan	0.38	-2.3%	-4.2%	130	1 ▲
11/37	Vietnam	0.49	-0.6%	-2.9%	87	1 ▼	30/37	Bolivia	0.37	-0.5%	-2.9%	131	1 ▲
12/37	Ukraine	0.49	-2.9%	-2.7%	89	11 ▼	31/37	Mauritania	0.36	-1.4%	-	133	0
13/37	Benin	0.48	-0.6%	-	90	0	32/37	Cameroon	0.35	-0.3%	-4.0%	134	2 ▲
14/37	Morocco	0.48	0.9%	-5.0%	92	4 ▲	33/37	Myanmar	0.35	-3.7%	-17.2%	135	1 ▼
15/37	Tanzania	0.47	0.9%	-0.9%	98	2 ▲	34/37	Egypt, Arab Rep.	0.35	-1.2%	-4.4%	136	1 ▲
16/37	Philippines	0.46	-1.5%	-2.0%	100	1 ▼	35/37	Nicaragua	0.35	-4.4%	-20.8%	137	2 ▼
17/37	Kenya	0.46	1.6%	1.7%	101	5 ▲	36/37	Haiti	0.34	-3.5%	-	139	1 ▼
18/37	Kyrgyz Republic	0.45	-1.4%	-4.5%	103	1 ▼	37/37	Cambodia	0.31	-0.1%	-3.5%	141	0
19/37	Côte d'Ivoire	0.45	0.7%	-5.2%	106	4 ▲							



\* Income groups used in this year's report are based on the World Bank's 2023 fiscal year income group classifications. For the 2023 fiscal year, low-income economies are defined as those with a GNI per capita, calculated using the World Bank Atlas method, of \$1,085 or less in 2021; lower middle-income economies are those with a GNI per capita between \$1,086 and \$4,255; upper middle-income economies are those with a GNI per capita between \$4,256 and \$13,205; high-income economies are those with a GNI per capita of more than \$13,205. <https://datahelpdesk.worldbank.org/knowledgebase/articles/906519-world-bank-country-and-lending-groups>.

† Scores are rounded to two decimal places. Percentage changes in score are rounded to one decimal place.

‡ The change in rankings was calculated by comparing the positions of the 140 countries and jurisdictions measured in the 2022 Index with the rankings of the same 140 countries and jurisdictions in 2023, exclusive of the two new additions to the 2023 Index, Kuwait and Montenegro.



## Upper-Middle Income

Income Rank	Country/Jurisdiction	Overall Score <sup>†</sup>	Annual % Change in Overall Score <sup>†</sup>	5-Year % Change in Overall Score <sup>†</sup>	Global Rank	Change in Global Rank <sup>‡</sup>	Income Rank	Country/Jurisdiction	Overall Score <sup>†</sup>	Annual % Change in Overall Score <sup>†</sup>	5-Year % Change in Overall Score <sup>†</sup>	Global Rank	Change in Global Rank <sup>‡</sup>
1/41	Costa Rica	0.68	0.0%	-0.6%	29	0	22/41	Guyana	0.50	0.2%	-0.5%	76	1 ▲
2/41	St. Vincent and the Grenadines	0.63	-0.8%	2.3%	42	1 ▼	23/41	Belize	0.49	0.9%	3.3%	80	7 ▲
3/41	St. Lucia	0.62	0.4%	-2.0%	43	0	24/41	Suriname	0.49	-0.9%	-3.6%	81	0
4/41	Namibia	0.61	0.5%	-	44	2 ▲	25/41	Thailand	0.49	-1.0%	-3.0%	82	0
5/41	Mauritius	0.61	-0.4%	-	46	1 ▼	26/41	Brazil	0.49	-0.9%	-8.9%	83	0
6/41	Georgia	0.60	0.3%	-1.2%	48	1 ▲	27/41	Dominican Republic	0.49	1.0%	4.4%	86	8 ▲
7/41	Grenada	0.60	1.4%	-1.6%	49	1 ▲	28/41	Peru	0.49	0.2%	-7.1%	88	4 ▲
8/41	Botswana	0.59	0.0%	1.3%	51	0	29/41	Albania	0.48	-0.7%	-5.2%	91	2 ▼
9/41	Dominica	0.58	0.1%	-3.6%	53	1 ▲	30/41	Serbia	0.48	-1.6%	-4.0%	93	8 ▼
10/41	Jamaica	0.57	-1.1%	-0.4%	54	1 ▼	31/41	Colombia	0.48	-0.4%	-4.7%	94	1 ▼
11/41	Malaysia	0.57	0.8%	6.1%	55	1 ▲	32/41	Ecuador	0.47	-2.1%	-0.2%	96	1 ▼
12/41	South Africa	0.57	-1.2%	-3.3%	56	1 ▼	33/41	China	0.47	-0.9%	-6.7%	97	0
13/41	Montenegro	0.56	-	-	57	-	34/41	Paraguay	0.46	-1.2%	-	99	1 ▼
14/41	Kosovo	0.56	0.4%	-	58	1 ▲	35/41	Belarus	0.45	-1.9%	-12.0%	104	3 ▼
15/41	Bulgaria	0.56	1.7%	3.9%	59	3 ▲	36/41	Guatemala	0.44	-0.3%	-1.0%	111	1 ▲
16/41	Jordan	0.55	1.4%	-8.1%	62	1 ▲	37/41	Russian Federation	0.44	-2.2%	-7.0%	113	4 ▼
17/41	Argentina	0.55	-0.5%	-6.4%	63	2 ▼	38/41	Mexico	0.42	-1.3%	-8.7%	116	1 ▲
18/41	Kazakhstan	0.53	1.0%	3.1%	65	2 ▲	39/41	Türkiye	0.41	-0.7%	-1.3%	117	1 ▲
19/41	North Macedonia	0.53	-0.9%	-0.4%	67	2 ▼	40/41	Gabon	0.39	0.3%	-	124	4 ▲
20/41	Moldova	0.53	1.3%	7.7%	68	2 ▲	41/41	Venezuela, RB	0.26	0.9%	-7.8%	142	0
21/41	Bosnia and Herzegovina	0.51	-1.2%	-3.5%	75	3 ▼							

## High Income

Income Rank	Country/Jurisdiction	Overall Score <sup>†</sup>	Annual % Change in Overall Score <sup>†</sup>	5-Year % Change in Overall Score <sup>†</sup>	Global Rank	Change in Global Rank <sup>‡</sup>	Income Rank	Country/Jurisdiction	Overall Score <sup>†</sup>	Annual % Change in Overall Score <sup>†</sup>	5-Year % Change in Overall Score <sup>†</sup>	Global Rank	Change in Global Rank <sup>‡</sup>
1/46	Denmark	0.90	-0.3%	0.7%	1	0	25/46	Uruguay	0.72	0.4%	0.7%	25	0
2/46	Norway	0.89	0.3%	0.3%	2	0	26/46	United States	0.70	-0.6%	-4.0%	26	0
3/46	Finland	0.87	0.4%	0.3%	3	0	27/46	Slovenia	0.69	1.6%	2.3%	27	4 ▲
4/46	Sweden	0.85	-0.4%	-1.1%	4	0	28/46	Portugal	0.68	-0.9%	-5.2%	28	1 ▼
5/46	Germany	0.83	0.0%	-0.2%	5	1 ▲	29/46	Malta	0.68	0.1%	-	30	0
6/46	Luxembourg	0.83	0.8%	-	6	2 ▲	30/46	Cyprus	0.68	-0.9%	-	31	3 ▼
7/46	Netherlands	0.83	-0.3%	-2.5%	7	2 ▼	31/46	Italy	0.67	0.0%	2.0%	32	0
8/46	New Zealand	0.83	-0.2%	-0.4%	8	1 ▼	32/46	Chile	0.66	-0.1%	-0.7%	33	0
9/46	Estonia	0.82	0.0%	2.3%	9	0	33/46	Slovak Republic	0.66	0.3%	-	34	1 ▲
10/46	Ireland	0.81	0.3%	-	10	0	34/46	Barbados	0.66	0.0%	1.1%	35	1 ▼
11/46	Austria	0.80	-0.3%	-2.0%	11	0	35/46	Poland	0.64	-0.6%	-5.3%	36	0
12/46	Canada	0.80	0.0%	-1.6%	12	0	36/46	United Arab Emirates	0.64	0.2%	-1.9%	37	0
13/46	Australia	0.80	0.5%	-1.3%	13	0	37/46	Antigua and Barbuda	0.63	0.6%	0.7%	38	2 ▲
14/46	Japan	0.79	0.0%	-0.2%	14	2 ▲	38/46	St. Kitts and Nevis	0.63	0.1%	-4.3%	39	0
15/46	United Kingdom	0.78	-0.4%	-3.1%	15	0	39/46	Romania	0.63	-0.4%	-4.1%	40	2 ▼
16/46	Belgium	0.78	-1.0%	1.2%	16	2 ▼	40/46	Croatia	0.61	0.3%	0.2%	45	2 ▲
17/46	Singapore	0.78	-0.1%	-2.6%	17	0	41/46	Greece	0.61	-1.4%	-0.3%	47	3 ▼
18/46	Lithuania	0.77	0.4%	-	18	0	42/46	The Bahamas	0.59	-2.0%	-1.4%	50	2 ▼
19/46	Korea, Rep.	0.74	0.5%	2.0%	19	0	43/46	Kuwait	0.58	-	-	52	-
20/46	Czechia	0.73	0.1%	-1.3%	20	0	44/46	Trinidad and Tobago	0.52	-0.8%	-7.0%	70	1 ▼
21/46	France	0.73	-0.4%	-1.4%	21	0	45/46	Hungary	0.51	-0.2%	-6.0%	73	2 ▲
22/46	Latvia	0.73	0.7%	-	22	2 ▲	46/46	Panama	0.51	-0.5%	-1.2%	74	0
23/46	Hong Kong SAR, China	0.73	-0.2%	-6.0%	23	1 ▼							
24/46	Spain	0.72	-0.8%	2.4%	24	1 ▼							

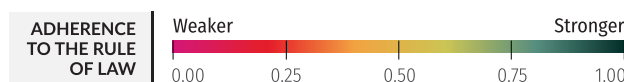
† Scores are rounded to two decimal places. Percentage changes in score are rounded to one decimal place.

‡ The change in rankings was calculated by comparing the positions of the 140 countries and jurisdictions measured in the 2022 Index with the rankings of the same 140 countries and jurisdictions in 2023, exclusive of the two new additions to the 2023 Index, Kuwait and Montenegro.

# Constraints on Government Powers

Factor 1 measures the extent to which those who govern are bound by law. It comprises the means, both constitutional and institutional, by which the powers of the government and its officials and agents are limited and held accountable under the law. It also includes non-governmental checks on the government's power, such as a free and independent press. For a further breakdown of Constraints on Government Powers by sub-factor, please refer to page 16.

Country/ Jurisdiction	Factor Score*	Factor Rank	Country/ Jurisdiction	Factor Score*	Factor Rank	Country/ Jurisdiction	Factor Score*	Factor Rank	Country/ Jurisdiction	Factor Score*	Factor Rank
Denmark	0.95	1	Malta	0.64	38	Montenegro	0.52	72	Mali	0.41	108
Norway	0.92	2	Jamaica	0.64	39	Dominica	0.52	73	Mozambique	0.41	109
Finland	0.92	3	South Africa	0.62	40	Moldova	0.51	74	El Salvador	0.41	110
Germany	0.86	4	St. Kitts and Nevis	0.61	41	Bulgaria	0.51	75	Angola	0.41	111
Sweden	0.86	5	Antigua and Barbuda	0.61	42	Morocco	0.51	76	Congo, Dem. Rep.	0.40	112
New Zealand	0.85	6	Romania	0.61	43	Dominican Republic	0.51	77	Niger	0.39	113
Netherlands	0.85	7	Botswana	0.61	44	Brazil	0.51	78	Uganda	0.39	114
Austria	0.84	8	Rwanda	0.60	45	Tanzania	0.50	79	Guinea	0.38	115
Ireland	0.83	9	St. Lucia	0.60	46	Paraguay	0.50	80	Honduras	0.38	116
Estonia	0.83	10	The Bahamas	0.59	47	Sri Lanka	0.50	81	Côte d'Ivoire	0.38	117
Canada	0.82	11	Nepal	0.59	48	Benin	0.50	82	Togo	0.38	118
Belgium	0.82	12	Peru	0.59	49	Kenya	0.50	83	Uzbekistan	0.38	119
Australia	0.82	13	St. Vincent and the Grenadines	0.58	50	Colombia	0.50	84	Bangladesh	0.37	120
Luxembourg	0.82	14	Mauritius	0.58	51	Nigeria	0.50	85	Cameroon	0.37	121
United Kingdom	0.81	15	Grenada	0.58	52	Guatemala	0.49	86	Afghanistan	0.37	122
Costa Rica	0.77	16	Croatia	0.58	53	Liberia	0.49	87	Hungary	0.37	123
Lithuania	0.76	17	United Arab Emirates	0.57	54	Ecuador	0.49	88	Congo, Rep.	0.36	124
Uruguay	0.76	18	Malawi	0.57	55	Lebanon	0.49	89	Haiti	0.36	125
Portugal	0.76	19	Malaysia	0.57	56	Suriname	0.48	90	Bolivia	0.36	126
Czechia	0.74	20	The Gambia	0.57	57	Belize	0.48	91	Serbia	0.35	127
Japan	0.73	21	India	0.57	58	Sierra Leone	0.48	92	Ethiopia	0.35	128
France	0.72	22	Hong Kong SAR, China	0.57	59	Philippines	0.47	93	Mauritania	0.33	129
Spain	0.72	23	Argentina	0.56	60	Ukraine	0.47	94	Zimbabwe	0.33	130
Italy	0.71	24	Kosovo	0.56	61	Pakistan	0.47	95	Iran, Islamic Rep.	0.32	131
Chile	0.71	25	Kuwait	0.55	62	Algeria	0.47	96	Russian Federation	0.32	132
Latvia	0.71	26	Senegal	0.55	63	North Macedonia	0.46	97	Gabon	0.32	133
Korea, Rep.	0.71	27	Tunisia	0.54	64	Zambia	0.46	98	China	0.31	134
United States	0.69	28	Guyana	0.54	65	Jordan	0.46	99	Myanmar	0.29	135
Slovak Republic	0.67	29	Poland	0.53	66	Thailand	0.45	100	Sudan	0.29	136
Greece	0.67	30	Panama	0.53	67	Bosnia and Herzegovina	0.45	101	Türkiye	0.28	137
Singapore	0.67	31	Trinidad and Tobago	0.53	68	Vietnam	0.45	102	Cambodia	0.26	138
Cyprus	0.66	32	Georgia	0.53	69	Kazakhstan	0.45	103	Belarus	0.26	139
Namibia	0.66	33	Burkina Faso	0.53	70	Mexico	0.44	104	Egypt, Arab Rep.	0.24	140
Indonesia	0.66	34	Mongolia	0.53	71	Kyrgyz Republic	0.43	105	Nicaragua	0.23	141
Ghana	0.66	35			Madagascar	0.43	106	Venezuela, RB	0.18	142	
Slovenia	0.65	36			Albania	0.43	107				
Barbados	0.64	37									

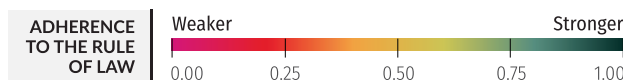


\* Scores are rounded to two decimal places.

# Absence of Corruption

Factor 2 measures the absence of corruption in government. The factor considers three forms of corruption: bribery, improper influence by public or private interests, and misappropriation of public funds or other resources. These three forms of corruption are examined with respect to government officers in the executive branch, the judiciary, the military, police, and the legislature. For a further breakdown of Absence of Corruption by sub-factor, please refer to page 16.

Country/ Jurisdiction	Factor Score*	Factor Rank	Country/ Jurisdiction	Factor Score*	Factor Rank	Country/ Jurisdiction	Factor Score*	Factor Rank	Country/ Jurisdiction	Factor Score*	Factor Rank
Denmark	0.96	1	Kuwait	0.66	36	Thailand	0.45	72	Iran, Islamic Rep.	0.37	107
Norway	0.94	2	Czechia	0.66	37	Belize	0.45	73	Albania	0.36	108
Singapore	0.91	3	Grenada	0.66	38	Algeria	0.45	74	Lebanon	0.36	109
Sweden	0.90	4	St. Kitts and Nevis	0.65	39	North Macedonia	0.45	75	Sierra Leone	0.36	110
Finland	0.89	5	Cyprus	0.65	40	Guyana	0.45	76	Côte d'Ivoire	0.35	111
New Zealand	0.87	6	Italy	0.65	41	Türkiye	0.44	77	Sudan	0.35	112
Netherlands	0.87	7	Costa Rica	0.64	42	Ethiopia	0.44	78	Mozambique	0.35	113
Luxembourg	0.85	8	The Bahamas	0.64	43	Angola	0.44	79	El Salvador	0.35	114
Hong Kong SAR, China	0.83	9	St. Lucia	0.64	44	Suriname	0.43	80	Guatemala	0.34	115
Canada	0.83	10	Antigua and Barbuda	0.62	45	Brazil	0.43	81	Peru	0.33	116
United Kingdom	0.83	11	Dominica	0.60	46	Togo	0.43	82	Bangladesh	0.33	117
Germany	0.82	12	Jordan	0.58	47	Philippines	0.43	83	Ukraine	0.33	118
Japan	0.82	13	Mauritius	0.58	48	Burkina Faso	0.43	84	Honduras	0.32	119
Ireland	0.82	14	Botswana	0.57	49	Myanmar	0.42	85	Zimbabwe	0.32	120
Australia	0.81	15	Croatia	0.57	50	Mongolia	0.42	86	Nigeria	0.32	121
Estonia	0.81	16	Malaysia	0.57	51	Bosnia and Herzegovina	0.42	87	Mali	0.31	122
Austria	0.80	17	Romania	0.56	52	Morocco	0.42	88	Pakistan	0.31	123
Belgium	0.79	18	Greece	0.56	53	Vietnam	0.42	89	Liberia	0.30	124
United Arab Emirates	0.78	19	Senegal	0.55	54	Malawi	0.42	90	Afghanistan	0.30	125
France	0.75	20	Jamaica	0.53	55	Serbia	0.42	91	Congo, Rep.	0.30	126
Uruguay	0.73	21	Slovak Republic	0.53	56	Russian Federation	0.41	92	Nicaragua	0.30	127
United States	0.73	22	China	0.53	57	Tanzania	0.41	93	Mauritania	0.29	128
Spain	0.73	23	Namibia	0.52	58	Nepal	0.40	94	Guinea	0.29	129
Lithuania	0.72	24	Hungary	0.50	59	Indonesia	0.40	95	Kyrgyz Republic	0.29	130
Poland	0.72	25	Belarus	0.49	60	India	0.40	96	Paraguay	0.29	131
Portugal	0.71	26	Trinidad and Tobago	0.49	61	Benin	0.40	97	Venezuela, RB	0.28	132
Barbados	0.70	27	Montenegro	0.48	62	Panama	0.40	98	Kenya	0.27	133
Chile	0.69	28	Kazakhstan	0.48	63	Dominican Republic	0.39	99	Madagascar	0.27	134
St. Vincent and the Grenadines	0.68	29	Kosovo	0.48	64	Niger	0.39	100	Uganda	0.26	135
Latvia	0.68	30	Sri Lanka	0.47	65	Ghana	0.39	101	Mexico	0.26	136
Malta	0.68	31	Uzbekistan	0.47	66	Egypt, Arab Rep.	0.38	102	Bolivia	0.25	137
Rwanda	0.68	32	The Gambia	0.47	67	Colombia	0.38	103	Cameroon	0.24	138
Georgia	0.68	33	Tunisia	0.47	68	Zambia	0.38	104	Gabon	0.24	139
Korea, Rep.	0.67	34	South Africa	0.47	69	Ecuador	0.38	105	Haiti	0.24	140
Slovenia	0.67	35	Argentina	0.46	70	Moldova	0.38	106	Cambodia	0.23	141
			Bulgaria	0.45	71				Congo, Dem. Rep.	0.17	142

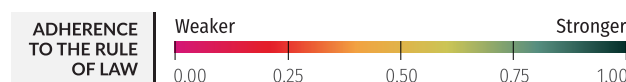


\* Scores are rounded to two decimal places.

# Open Government

Factor 3 measures the openness of government defined by the extent to which a government shares information, empowers people with tools to hold the government accountable, and fosters citizen participation in public policy deliberations. This factor measures whether basic laws and information on legal rights are publicized and evaluates the quality of information published by the government. For a further breakdown of Open Government by sub-factor, please refer to page 17.

Country/ Jurisdiction	Factor Score*	Factor Rank	Country/ Jurisdiction	Factor Score*	Factor Rank	Country/ Jurisdiction	Factor Score*	Factor Rank	Country/ Jurisdiction	Factor Score*	Factor Rank
Norway	0.88	1	Croatia	0.61	37	Kenya	0.50	71	Türkiye	0.40	107
Denmark	0.86	2	Argentina	0.61	38	St. Lucia	0.50	72	China	0.40	108
Finland	0.86	3	Greece	0.61	39	Dominica	0.49	73	Jordan	0.39	109
Sweden	0.84	4	Cyprus	0.60	40	Mongolia	0.49	74	Zambia	0.39	110
Netherlands	0.83	5	Brazil	0.59	41	Tunisia	0.48	75	Angola	0.39	111
New Zealand	0.82	6	India	0.59	42	The Bahamas	0.48	76	Uganda	0.39	112
Luxembourg	0.82	7	Georgia	0.59	43	Thailand	0.48	77	Tanzania	0.39	113
Australia	0.81	8	Poland	0.58	44	Burkina Faso	0.48	78	Sierra Leone	0.39	114
Estonia	0.81	9	Mexico	0.58	45	Philippines	0.47	79	Suriname	0.38	115
Canada	0.80	10	Namibia	0.58	46	Albania	0.47	80	The Gambia	0.38	116
Ireland	0.79	11	Kosovo	0.58	47	Botswana	0.47	81	Benin	0.38	117
United Kingdom	0.79	12	Bulgaria	0.57	48	El Salvador	0.47	82	Gabon	0.37	118
Germany	0.79	13	Moldova	0.57	49	Bosnia and Herzegovina	0.47	83	Uzbekistan	0.37	119
Belgium	0.76	14	Jamaica	0.57	50	Kazakhstan	0.47	84	Niger	0.37	120
United States	0.76	15	Rwanda	0.57	51	Liberia	0.46	85	Guinea	0.37	121
France	0.75	16	Paraguay	0.56	52	Malawi	0.46	86	Mozambique	0.36	122
Lithuania	0.75	17	Panama	0.56	53	Grenada	0.46	87	Algeria	0.36	123
Uruguay	0.73	18	Indonesia	0.55	54	Mali	0.45	88	Côte d'Ivoire	0.36	124
Latvia	0.72	19	Ukraine	0.55	55	Russian Federation	0.45	89	Afghanistan	0.35	125
Korea, Rep.	0.72	20	Dominican Republic	0.55	56	Serbia	0.45	90	Haiti	0.35	126
Japan	0.70	21	Barbados	0.55	57	Madagascar	0.45	91	Sudan	0.35	127
Spain	0.70	22	Peru	0.54	58	Honduras	0.45	92	Congo, Dem. Rep.	0.34	128
Chile	0.70	23	Montenegro	0.53	59	Guyana	0.45	93	United Arab Emirates	0.34	129
Costa Rica	0.70	24	Trinidad and Tobago	0.53	60	St. Kitts and Nevis	0.45	94	Zimbabwe	0.33	130
Austria	0.70	25	Mauritius	0.53	61	Hungary	0.45	95	Congo, Rep.	0.33	131
Hong Kong SAR, China	0.69	26	Antigua and Barbuda	0.52	62	Vietnam	0.45	96	Cameroon	0.33	132
Slovak Republic	0.69	27	Ecuador	0.52	63	Belize	0.44	97	Nicaragua	0.32	133
Czechia	0.69	28	Guatemala	0.52	64	Senegal	0.44	98	Togo	0.32	134
Slovenia	0.66	29	Nepal	0.52	65	Lebanon	0.44	99	Belarus	0.31	135
Portugal	0.64	30	St. Vincent and the Grenadines	0.51	66	Bolivia	0.44	100	Ethiopia	0.31	136
Malta	0.64	31	Sri Lanka	0.51	67	Morocco	0.43	101	Myanmar	0.30	137
Italy	0.63	32	Ghana	0.51	68	Kuwait	0.43	102	Mauritania	0.28	138
Romania	0.63	33	Kyrgyz Republic	0.50	69	Malaysia	0.42	103	Venezuela, RB	0.28	139
South Africa	0.62	34	North Macedonia	0.50	70	Nigeria	0.42	104	Iran, Islamic Rep.	0.27	140
Singapore	0.61	35				Pakistan	0.41	105	Cambodia	0.24	141
Colombia	0.61	36				Bangladesh	0.40	106	Egypt, Arab Rep.	0.23	142

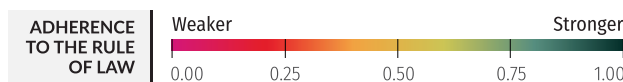


\* Scores are rounded to two decimal places.

# Fundamental Rights

Factor 4 recognizes that a system of positive law that fails to respect core human rights established under international law is at best “rule by law,” and does not deserve to be called a rule of law system. Since there are many other indices that address human rights, and because it would be impossible for the Index to assess adherence to the full range of rights, this factor focuses on a relatively modest menu of rights that are firmly established under the United Nations Universal Declaration of Human Rights and are most closely related to rule of law concerns. For a further breakdown of Fundamental Rights by sub-factor, please refer to page 17.

Country/ Jurisdiction	Factor Score*	Factor Rank	Country/ Jurisdiction	Factor Score*	Factor Rank	Country/ Jurisdiction	Factor Score*	Factor Rank	Country/ Jurisdiction	Factor Score*	Factor Rank
Denmark	0.92	1	Croatia	0.68	37	Serbia	0.55	72	Uzbekistan	0.45	109
Norway	0.91	2	United States	0.68	38	Burkina Faso	0.53	73	Vietnam	0.45	110
Finland	0.90	3	Romania	0.67	39	Guatemala	0.53	74	Bolivia	0.44	111
Sweden	0.87	4	Singapore	0.67	40	Ecuador	0.53	75	Tanzania	0.44	112
Germany	0.86	5	Montenegro	0.67	41	Rwanda	0.52	76	Algeria	0.43	113
Luxembourg	0.85	6	St. Lucia	0.66	42	Belize	0.52	77	Morocco	0.43	114
Belgium	0.84	7	Namibia	0.66	43	Benin	0.52	78	Gabon	0.43	115
Austria	0.84	8	Greece	0.65	44	The Gambia	0.52	79	Nigeria	0.42	116
Netherlands	0.84	9	Mauritius	0.64	45	Nepal	0.52	80	Haiti	0.42	117
Estonia	0.83	10	Jamaica	0.64	46	Suriname	0.51	81	Congo, Dem. Rep.	0.41	118
Ireland	0.82	11	The Bahamas	0.64	47	Liberia	0.51	82	Zambia	0.40	119
New Zealand	0.82	12	South Africa	0.63	48	Paraguay	0.51	83	Philippines	0.40	120
Canada	0.81	13	Panama	0.62	49	Tunisia	0.51	84	Congo, Rep.	0.40	121
Uruguay	0.80	14	Grenada	0.62	50	Indonesia	0.50	85	Mozambique	0.39	122
United Kingdom	0.80	15	Georgia	0.62	51	Sri Lanka	0.50	86	Mauritania	0.38	123
Costa Rica	0.79	16	Dominica	0.62	52	Mali	0.50	87	Russian Federation	0.38	124
Spain	0.79	17	Bulgaria	0.61	53	Guinea	0.50	88	Pakistan	0.38	125
Lithuania	0.78	18	Poland	0.61	54	Colombia	0.49	89	Angola	0.37	126
Japan	0.78	19	Kosovo	0.61	55	Malaysia	0.49	90	Cameroon	0.36	127
Czechia	0.78	20	North Macedonia	0.60	56	Brazil	0.49	91	Belarus	0.36	128
Australia	0.78	21	Peru	0.60	57	Sierra Leone	0.48	92	Uganda	0.35	129
Latvia	0.77	22	Hong Kong SAR, China	0.60	58	Mexico	0.48	93	Zimbabwe	0.34	130
Portugal	0.76	23	Ukraine	0.59	59	Kenya	0.47	94	Cambodia	0.33	131
Slovenia	0.75	24	Senegal	0.59	60	Niger	0.47	95	Sudan	0.33	132
Korea, Rep.	0.75	25	Trinidad and Tobago	0.59	61	Kyrgyz Republic	0.46	96	Türkiye	0.30	133
Malta	0.74	26	Botswana	0.59	62	Lebanon	0.46	97	Venezuela, RB	0.30	134
France	0.74	27	Moldova	0.59	63	Madagascar	0.46	98	Ethiopia	0.30	135
Barbados	0.73	28	Bosnia and Herzegovina	0.58	64	India	0.46	99	Nicaragua	0.30	136
Slovak Republic	0.73	29	Malawi	0.58	65	Kazakhstan	0.46	100	Bangladesh	0.29	137
Italy	0.73	30	Ghana	0.58	66	Thailand	0.46	101	Afghanistan	0.28	138
Chile	0.72	31	Dominican Republic	0.58	67	El Salvador	0.46	102	China	0.25	139
Cyprus	0.72	32	Albania	0.57	68	Jordan	0.46	103	Egypt, Arab Rep.	0.24	140
Antigua and Barbuda	0.71	33	Mongolia	0.56	69	Togo	0.46	104	Myanmar	0.20	141
St. Vincent and the Grenadines	0.70	34	Guyana	0.56	70	Côte d'Ivoire	0.45	105	Iran, Islamic Rep.	0.20	142
Argentina	0.69	35	Hungary	0.55	71	Honduras	0.45	106			
St. Kitts and Nevis	0.69	36				Kuwait	0.45	107			
						United Arab Emirates	0.45	108			



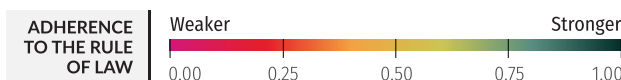
\* Scores are rounded to two decimal places.



# Order and Security

Factor 5 measures how well a society ensures the security of persons and property. Security is one of the defining aspects of any rule of law society and is a fundamental function of the state. It is also a precondition for the realization of the rights and freedoms that the rule of law seeks to advance. For a further breakdown of Order and Security by sub-factor, please refer to page 18.

Country/ Jurisdiction	Factor Score*	Factor Rank	Country/ Jurisdiction	Factor Score*	Factor Rank	Country/ Jurisdiction	Factor Score*	Factor Rank	Country/ Jurisdiction	Factor Score*	Factor Rank
Luxembourg	0.95	1	Belgium	0.82	37	Tunisia	0.72	71	Bangladesh	0.63	108
Ireland	0.95	2	Cyprus	0.81	38	Botswana	0.72	72	Iran, Islamic Rep.	0.63	109
Singapore	0.93	3	China	0.81	39	Greece	0.72	73	Gabon	0.63	110
Denmark	0.93	4	Moldova	0.81	40	Guinea	0.72	74	Guyana	0.63	111
Norway	0.93	5	Belarus	0.81	41	Türkiye	0.72	75	Egypt, Arab Rep.	0.62	112
Hong Kong SAR, China	0.93	6	Barbados	0.80	42	Ghana	0.71	76	Niger	0.62	113
Sweden	0.92	7	North Macedonia	0.80	43	Belize	0.71	77	Jamaica	0.62	114
Japan	0.92	8	Kazakhstan	0.80	44	Uruguay	0.71	78	Peru	0.62	115
Finland	0.92	9	Grenada	0.80	45	Indonesia	0.71	79	Argentina	0.61	116
United Arab Emirates	0.91	10	France	0.79	46	Madagascar	0.71	80	Congo, Rep.	0.61	117
Malta	0.91	11	Georgia	0.79	47	Paraguay	0.70	81	Ukraine	0.61	118
Austria	0.91	12	Antigua and Barbuda	0.79	48	Senegal	0.70	82	South Africa	0.60	119
Slovak Republic	0.90	13	Portugal	0.78	49	Tanzania	0.70	83	Brazil	0.60	120
Hungary	0.90	14	Malaysia	0.78	50	Panama	0.70	84	Liberia	0.60	121
Canada	0.90	15	Vietnam	0.78	51	Costa Rica	0.70	85	Bolivia	0.59	122
Estonia	0.90	16	Bulgaria	0.78	52	Togo	0.70	86	Ecuador	0.59	123
Uzbekistan	0.90	17	Albania	0.78	53	The Gambia	0.70	87	Guatemala	0.59	124
Slovenia	0.89	18	St. Kitts and Nevis	0.78	54	Nicaragua	0.70	88	Myanmar	0.58	125
Czechia	0.89	19	Bosnia and Herzegovina	0.77	55	Morocco	0.69	89	Kenya	0.58	126
Lithuania	0.89	20	Jordan	0.76	56	Zambia	0.69	90	Angola	0.57	127
Germany	0.89	21	Serbia	0.76	57	Sri Lanka	0.68	91	Uganda	0.57	128
New Zealand	0.88	22	Mongolia	0.76	58	Malawi	0.68	92	Colombia	0.56	129
Australia	0.87	23	St. Vincent and the Grenadines	0.76	59	Lebanon	0.68	93	Sudan	0.56	130
Kuwait	0.87	24	Mauritius	0.75	60	Philippines	0.67	94	Ethiopia	0.53	131
Latvia	0.86	25	Algeria	0.75	61	Zimbabwe	0.67	95	Venezuela, RB	0.51	132
Poland	0.86	26	Italy	0.75	62	Chile	0.67	96	Mexico	0.50	133
Rwanda	0.85	27	Namibia	0.75	63	Côte d'Ivoire	0.67	97	Cameroon	0.48	134
Netherlands	0.85	28	Benin	0.74	64	Sierra Leone	0.67	98	Haiti	0.48	135
Korea, Rep.	0.84	29	Thailand	0.74	65	Cambodia	0.66	99	Congo, Dem. Rep.	0.45	136
United Kingdom	0.84	30	The Bahamas	0.73	66	El Salvador	0.66	100	Burkina Faso	0.43	137
Croatia	0.84	31	St. Lucia	0.73	67	Russian Federation	0.66	101	Mozambique	0.43	138
Kosovo	0.83	32	Kyrgyz Republic	0.73	68	Trinidad and Tobago	0.65	102	Nigeria	0.37	139
United States	0.83	33	Dominica	0.73	69	Suriname	0.65	103	Mali	0.37	140
Romania	0.83	34	Nepal	0.73	70	Mauritania	0.65	104	Pakistan	0.33	141
Spain	0.83	35				India	0.64	105	Afghanistan	0.30	142
Montenegro	0.82	36				Dominican Republic	0.64	106			
						Honduras	0.64	107			

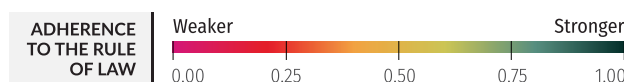


\* Scores are rounded to two decimal places.

# Regulatory Enforcement

Factor 6 measures the extent to which regulations are fairly and effectively implemented and enforced. Regulations, both legal and administrative, structure behaviors within and outside of the government. This factor does not assess which activities a government chooses to regulate, nor does it consider how much regulation of a particular activity is appropriate. Rather, it examines how regulations are implemented and enforced. For a further breakdown of Regulatory Enforcement by sub-factor, please refer to page 18.

Country/ Jurisdiction	Factor Score*	Factor Rank	Country/ Jurisdiction	Factor Score*	Factor Rank	Country/ Jurisdiction	Factor Score*	Factor Rank	Country/ Jurisdiction	Factor Score*	Factor Rank
Denmark	0.88	1	Slovak Republic	0.62	37	Bosnia and Herzegovina	0.49	71	Lebanon	0.44	107
Norway	0.88	2	Antigua and Barbuda	0.62	38	Trinidad and Tobago	0.49	72	Ukraine	0.43	108
Finland	0.87	3	St. Kitts and Nevis	0.62	39	Nepal	0.49	73	Angola	0.43	109
Luxembourg	0.87	4	St. Lucia	0.61	40	China	0.49	74	Congo, Rep.	0.43	110
Singapore	0.86	5	Rwanda	0.60	41	Sri Lanka	0.48	75	Uganda	0.43	111
Netherlands	0.85	6	Portugal	0.60	42	Brazil	0.48	76	Albania	0.43	112
New Zealand	0.84	7	Malta	0.59	43	El Salvador	0.48	77	Zambia	0.43	113
Germany	0.84	8	Romania	0.59	44	Benin	0.48	78	Dominican Republic	0.42	114
Sweden	0.83	9	Botswana	0.58	45	Mongolia	0.48	79	Myanmar	0.42	115
Ireland	0.82	10	Namibia	0.58	46	Kosovo	0.48	80	Türkiye	0.42	116
Australia	0.82	11	Georgia	0.58	47	Peru	0.48	81	Kyrgyz Republic	0.41	117
Canada	0.81	12	Indonesia	0.57	48	Montenegro	0.48	82	Belize	0.41	118
Estonia	0.81	13	Senegal	0.56	49	India	0.48	83	Nigeria	0.41	119
Austria	0.80	14	Croatia	0.56	50	Philippines	0.47	84	Mozambique	0.41	120
Japan	0.80	15	Greece	0.55	51	Niger	0.47	85	Cameroon	0.40	121
Belgium	0.79	16	Jamaica	0.55	52	Guyana	0.47	86	Guatemala	0.40	122
Hong Kong SAR, China	0.79	17	Grenada	0.55	53	Mali	0.47	87	Liberia	0.40	123
United Kingdom	0.79	18	Jordan	0.55	54	Ecuador	0.47	88	Honduras	0.39	124
Lithuania	0.76	19	Malaysia	0.55	55	Burkina Faso	0.46	89	Bolivia	0.39	125
France	0.75	20	St. Vincent and the Grenadines	0.53	56	Malawi	0.46	90	Bangladesh	0.38	126
Korea, Rep.	0.74	21	Ghana	0.53	57	Paraguay	0.46	91	Madagascar	0.38	127
United States	0.72	22	Dominica	0.53	58	Russian Federation	0.46	92	Pakistan	0.38	128
Czechia	0.71	23	Bulgaria	0.53	59	Gabon	0.46	93	The Gambia	0.37	129
Latvia	0.71	24	South Africa	0.52	60	North Macedonia	0.46	94	Sierra Leone	0.37	130
Uruguay	0.71	25	Kazakhstan	0.52	61	Suriname	0.46	95	Guinea	0.37	131
United Arab Emirates	0.70	26	Côte d'Ivoire	0.52	62	Moldova	0.46	96	Ethiopia	0.36	132
Spain	0.69	27	Colombia	0.52	63	Serbia	0.46	97	Egypt, Arab Rep.	0.36	133
Costa Rica	0.68	28	The Bahamas	0.51	64	Hungary	0.45	98	Nicaragua	0.36	134
Cyprus	0.66	29	Togo	0.51	65	Uzbekistan	0.45	99	Zimbabwe	0.35	135
Kuwait	0.66	30	Morocco	0.50	66	Kenya	0.45	100	Afghanistan	0.35	136
Slovenia	0.65	31	Tunisia	0.50	67	Tanzania	0.44	101	Congo, Dem. Rep.	0.34	137
Chile	0.64	32	Panama	0.49	68	Mexico	0.44	102	Sudan	0.33	138
Italy	0.64	33	Argentina	0.49	69	Thailand	0.44	103	Mauritania	0.28	139
Poland	0.63	34	Algeria	0.49	70	Vietnam	0.44	104	Haiti	0.28	140
Mauritius	0.62	35			Belarus	0.44	105	Cambodia	0.26	141	
Barbados	0.62	36			Iran, Islamic Rep.	0.44	106	Venezuela, RB	0.19	142	

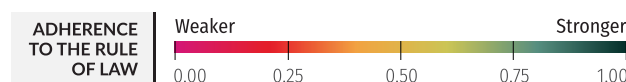


\* Scores are rounded to two decimal places.

# Civil Justice

Factor 7 measures whether ordinary people can resolve their grievances peacefully and effectively through the civil justice system. It measures whether civil justice systems are accessible and affordable as well as free of discrimination, corruption, and improper influence by public officials. It examines whether court proceedings are conducted without unreasonable delays and whether decisions are enforced effectively. It also measures the accessibility, impartiality, and effectiveness of alternative dispute resolution mechanisms. For a further breakdown of Civil Justice by sub-factor, please refer to page 18.

Country/ Jurisdiction	Factor Score*	Factor Rank	Country/ Jurisdiction	Factor Score*	Factor Rank	Country/ Jurisdiction	Factor Score*	Factor Rank	Country/ Jurisdiction	Factor Score*	Factor Rank
Norway	0.86	1	Romania	0.63	35	Morocco	0.52	72	Nepal	0.44	107
Denmark	0.86	2	Kazakhstan	0.63	36	China	0.52	73	Angola	0.44	108
Netherlands	0.84	3	Barbados	0.63	37	Uzbekistan	0.52	74	Sri Lanka	0.43	109
Germany	0.83	4	United States	0.62	38	North Macedonia	0.52	75	Dominican Republic	0.43	110
Sweden	0.82	5	Namibia	0.62	39	Iran, Islamic Rep.	0.51	76	India	0.43	111
Finland	0.81	6	Cyprus	0.62	40	Côte d'Ivoire	0.51	77	Benin	0.43	112
Estonia	0.81	7	Chile	0.62	41	Russian Federation	0.51	78	Madagascar	0.43	113
Lithuania	0.79	8	Malaysia	0.62	42	Moldova	0.50	79	Sierra Leone	0.43	114
Singapore	0.79	9	Grenada	0.61	43	Kosovo	0.50	80	Uganda	0.42	115
Luxembourg	0.78	10	Jordan	0.61	44	Tunisia	0.49	81	Mozambique	0.42	116
New Zealand	0.78	11	Poland	0.61	45	El Salvador	0.49	82	Paraguay	0.42	117
Japan	0.76	12	Botswana	0.61	46	The Gambia	0.49	83	Ethiopia	0.42	118
Korea, Rep.	0.75	13	Costa Rica	0.61	47	Brazil	0.49	84	Türkiye	0.41	119
Australia	0.75	14	Malta	0.60	48	Kenya	0.49	85	Mali	0.41	120
Belgium	0.74	15	South Africa	0.59	49	Suriname	0.49	86	Peru	0.41	121
Austria	0.74	16	Greece	0.58	50	Thailand	0.49	87	Cameroon	0.40	122
Ireland	0.73	17	Italy	0.58	51	Togo	0.48	88	Honduras	0.40	123
Uruguay	0.72	18	Kuwait	0.58	52	Kyrgyz Republic	0.48	89	Lebanon	0.40	124
United Kingdom	0.71	19	The Bahamas	0.57	53	Tanzania	0.47	90	Liberia	0.40	125
Hong Kong SAR, China	0.71	20	Ghana	0.57	54	Colombia	0.47	91	Mauritania	0.40	126
Czechia	0.69	21	Dominica	0.57	55	Serbia	0.47	92	Gabon	0.40	127
France	0.69	22	Malawi	0.56	56	Indonesia	0.47	93	Guinea	0.39	128
Latvia	0.69	23	Senegal	0.56	57	Zimbabwe	0.46	94	Pakistan	0.38	129
Canada	0.69	24	Croatia	0.56	58	Panama	0.46	95	Egypt, Arab Rep.	0.38	130
St. Kitts and Nevis	0.68	25	Trinidad and Tobago	0.56	59	Ecuador	0.46	96	Mexico	0.37	131
Antigua and Barbuda	0.68	26	Belarus	0.56	60	Bosnia and Herzegovina	0.46	97	Congo, Dem. Rep.	0.36	132
Slovenia	0.67	27	Jamaica	0.56	61	Zambia	0.46	98	Bangladesh	0.36	133
United Arab Emirates	0.66	28	Algeria	0.55	62	Niger	0.46	99	Sudan	0.36	134
St. Lucia	0.65	29	Argentina	0.55	63	Nigeria	0.46	100	Haiti	0.35	135
Spain	0.65	30	Slovak Republic	0.55	64	Burkina Faso	0.45	101	Guatemala	0.33	136
Rwanda	0.65	31	Bulgaria	0.54	65	Albania	0.45	102	Afghanistan	0.33	137
Portugal	0.65	32	Mongolia	0.54	66	Philippines	0.45	103	Myanmar	0.32	138
St. Vincent and the Grenadines	0.64	33	Montenegro	0.54	67	Vietnam	0.45	104	Nicaragua	0.32	139
Mauritius	0.63	34	Georgia	0.53	68	Hungary	0.45	105	Bolivia	0.31	140
			Ukraine	0.53	69	Congo, Rep.	0.44	106	Venezuela, RB	0.26	141
			Belize	0.52	70				Cambodia	0.25	142
			Guyana	0.52	71						



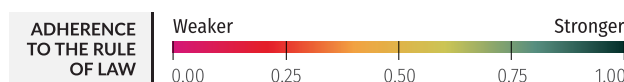
\* Scores are rounded to two decimal places.



# Criminal Justice

Factor 8 evaluates a country's criminal justice system. An effective criminal justice system is a key aspect of the rule of law, as it constitutes the conventional mechanism to redress grievances and bring action against individuals for offenses against society. An assessment of the delivery of criminal justice should take into consideration the entire system, including the police, lawyers, prosecutors, judges, and prison officers. For a further breakdown of Criminal Justice by sub-factor, please refer to page 19.

Country/ Jurisdiction	Factor Score*	Factor Rank	Country/ Jurisdiction	Factor Score*	Factor Rank	Country/ Jurisdiction	Factor Score*	Factor Rank	Country/ Jurisdiction	Factor Score*	Factor Rank
Finland	0.84	1	Slovak Republic	0.58	35	North Macedonia	0.44	72	Ecuador	0.33	109
Denmark	0.83	2	Costa Rica	0.58	36	Malawi	0.44	73	Iran, Islamic Rep.	0.33	110
Norway	0.83	3	Poland	0.58	37	China	0.43	74	Egypt, Arab Rep.	0.33	111
Sweden	0.79	4	Uruguay	0.58	38	Benin	0.43	75	Peru	0.33	112
Austria	0.79	5	Jordan	0.57	39	Thailand	0.41	76	Liberia	0.33	113
Germany	0.78	6	Slovenia	0.56	40	Tunisia	0.41	77	Brazil	0.32	114
Singapore	0.77	7	Portugal	0.56	41	Moldova	0.41	78	Colombia	0.32	115
Japan	0.76	8	Rwanda	0.56	42	Algeria	0.41	79	Kyrgyz Republic	0.32	116
Estonia	0.75	9	Malaysia	0.56	43	Sri Lanka	0.41	80	Madagascar	0.32	117
Netherlands	0.74	10	Dominica	0.56	44	Guyana	0.40	81	Madagascar	0.32	117
New Zealand	0.73	11	Namibia	0.55	45	The Gambia	0.40	82	Lebanon	0.32	118
Canada	0.73	12	St. Lucia	0.54	46	Indonesia	0.40	83	Uganda	0.32	119
Luxembourg	0.73	13	Mauritius	0.54	47	Zambia	0.40	84	Philippines	0.31	120
Australia	0.73	14	Chile	0.54	48	Belize	0.39	85	Trinidad and Tobago	0.31	121
Ireland	0.72	15	Grenada	0.54	49	Nigeria	0.39	86	Mozambique	0.31	122
Korea, Rep.	0.71	16	Antigua and Barbuda	0.53	50	Argentina	0.39	87	Bangladesh	0.30	123
Belgium	0.71	17	Suriname	0.53	51	Kenya	0.39	88	Guatemala	0.30	124
United Kingdom	0.70	18	Romania	0.52	52	Belarus	0.39	89	Guinea	0.29	125
Czechia	0.70	19	Georgia	0.52	53	Serbia	0.39	90	Gabon	0.29	126
Hong Kong SAR, China	0.69	20	Croatia	0.51	54	Albania	0.38	91	Russian Federation	0.29	127
Lithuania	0.69	21	South Africa	0.50	55	Dominican Republic	0.38	92	Congo, Dem. Rep.	0.28	128
Latvia	0.68	22	Greece	0.50	56	India	0.37	93	Mali	0.28	129
Cyprus	0.68	23	Jamaica	0.49	57	Tanzania	0.37	94	Mauritania	0.27	130
United Arab Emirates	0.68	24	Mongolia	0.48	58	Morocco	0.37	95	Paraguay	0.26	131
Spain	0.66	25	Burkina Faso	0.48	59	Togo	0.36	96	Mexico	0.26	132
Italy	0.64	26	Montenegro	0.47	60	Ukraine	0.36	97	Honduras	0.26	133
Malta	0.63	27	Kazakhstan	0.47	61	Zimbabwe	0.36	98	Cambodia	0.26	134
France	0.63	28	Kuwait	0.47	62	Pakistan	0.36	99	Afghanistan	0.25	135
United States	0.60	29	Bosnia and Herzegovina	0.47	63	Côte d'Ivoire	0.36	100	Myanmar	0.25	136
St. Vincent and the Grenadines	0.60	30	Senegal	0.47	64	Angola	0.35	101	Nicaragua	0.25	137
St. Kitts and Nevis	0.59	31	Kosovo	0.46	65	Niger	0.35	102	Haiti	0.25	138
Botswana	0.59	32	Vietnam	0.46	66	Sierra Leone	0.35	103	El Salvador	0.25	139
The Bahamas	0.58	33	Hungary	0.45	67	Ethiopia	0.35	104	Cameroon	0.24	140
Barbados	0.58	34	Nepal	0.45	68	Sudan	0.34	105	Bolivia	0.21	141
			Ghana	0.45	69	Panama	0.34	106	Venezuela, RB	0.12	142
			Bulgaria	0.44	70	Türkiye	0.34	107			
			Uzbekistan	0.44	71	Congo, Rep.	0.34	108			



\* Scores are rounded to two decimal places.



## SECTION 3

# Country Profiles

*“The Law of Nations, however, is common to the entire human race, for all nations have established for themselves certain regulations exacted by custom and human necessity.”*

**Corpus Juris Civilis (6th Century CE)**



- 38** How to Read the Country Profiles
- 39** Country Profiles


# How to Read the Country Profiles

This section presents profiles for the 142 countries and jurisdictions included in the *WJP Rule of Law Index® 2023* report. Each profile presents the featured country's scores for each of the *WJP Rule of Law Index's* factors and sub-factors and draws comparisons between the scores of the featured country and the scores of other indexed countries in the same regional and income groups.

The scores range from 0 to 1, where 1 signifies the highest possible score (strong adherence to rule of law) and 0 signifies the lowest possible score (weak adherence to rule of law). The country profiles consist of four sections, outlined below.

Displays the country's overall rule of law score; its overall global, income, and regional ranks; and its change in score and rank from the 2022 edition of the Index.

## Section 1



## Section 2

Displays the featured country's individual factor scores, along with its global, regional, and income group rankings. The global, regional, and income rankings are distributed across three tiers – high, medium, and low – as indicated by the color of the box where the score is found.

## Section 4

Presents the individual sub-factor scores underlying each of the factors listed in Section 3 of the country profile.

Each of the 44 sub-factors is represented by a gray line drawn from the center to the periphery of the circle. The center of the circle corresponds to the worst possible score for each sub-factor (0), and the outer edge of the circle marks the best possible score for each sub-factor (1).

The featured country's scores for 2023 are represented by the purple line. The featured country's scores for 2022 are represented by the gray line.

## Section 3

Displays the country's disaggregated scores for each of the sub-factors that compose the *WJP Rule of Law Index*.

The featured country's score is represented by the purple bar and labeled at the end of the bar. The average score of the country's region is represented by the orange line. The average score of the country's income group is represented by the green line.

# Afghanistan

The scores range from 0 to 1, where 1 signifies the highest possible score and 0 signifies the lowest possible score.

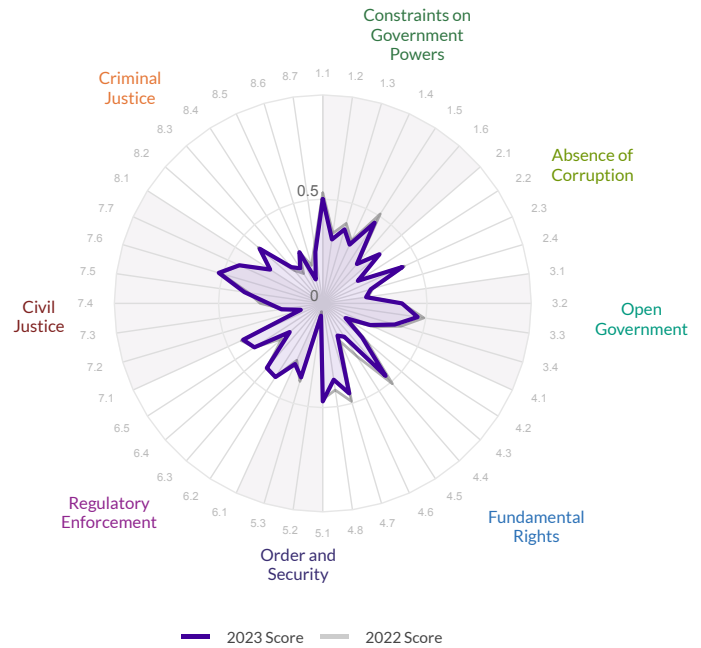
Overall Score	Regional Rank	Income Rank	Global Rank
0.32	6/6	18/18	140/142

Score Change	Rank Change
-0.01 ▾	0

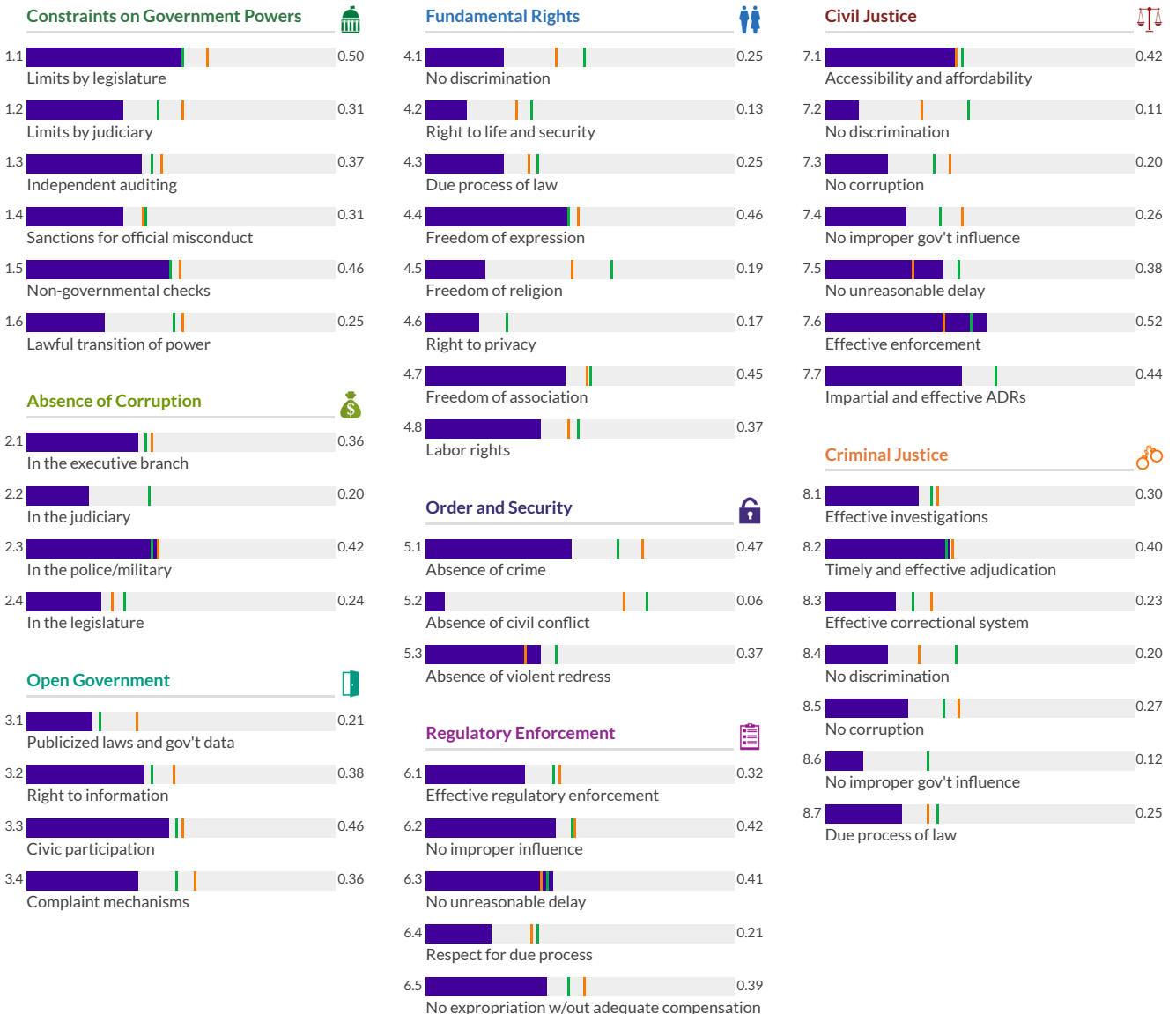
	Factor Score	Score Change	Regional Rank	Income Rank	Global Rank
Constraints on Government Powers	0.37	-0.03*	6/6	16/18	122/142
Absence of Corruption	0.30	0.00	6/6	14/18	125/142
Open Government	0.35	-0.02	6/6	14/18	125/142
Fundamental Rights	0.28	-0.04*	6/6	18/18	138/142
Order and Security	0.30	0.00	6/6	18/18	142/142
Regulatory Enforcement	0.35	-0.01	6/6	16/18	136/142
Civil Justice	0.33	-0.01	6/6	18/18	137/142
Criminal Justice	0.25	-0.01	6/6	18/18	135/142

\* Indicates statistically significant change at the 10 percent level

Low Medium High



Afghanistan South Asia Low



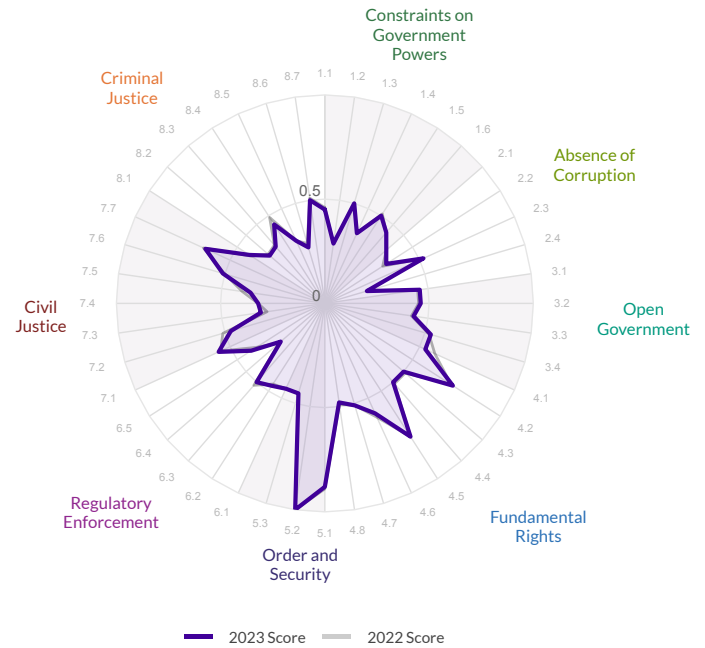
# Albania

Region: Eastern Europe and Central Asia  
Income Group: Upper-Middle

The scores range from 0 to 1, where 1 signifies the highest possible score and 0 signifies the lowest possible score.

Overall Score	Regional Rank	Income Rank	Global Rank
<b>0.48</b>	<b>10/15</b>	<b>29/41</b>	<b>91/142</b>
Score Change	Rank Change		
<b>0.00</b>	<b>-2 ▾</b>		

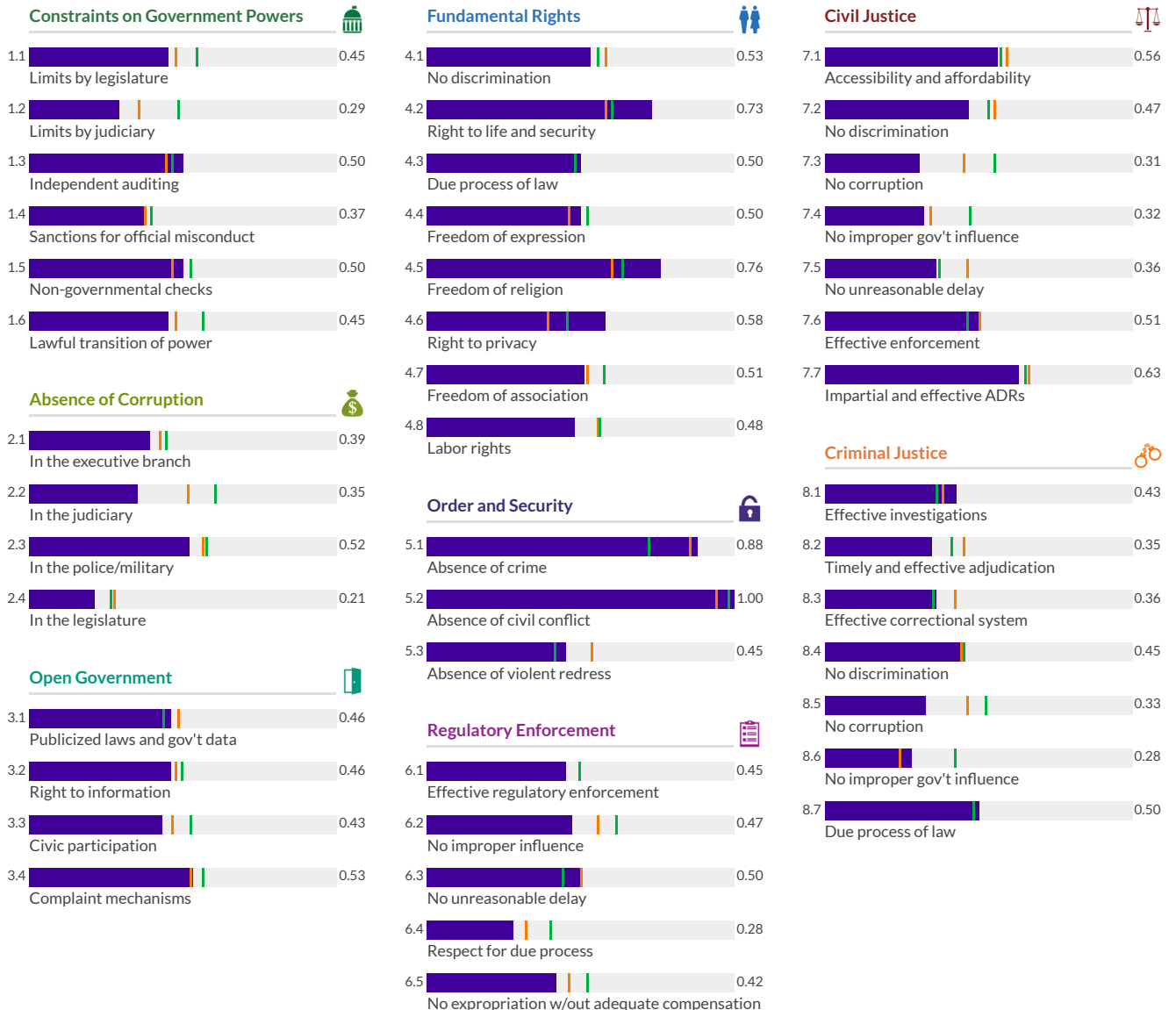
	Factor Score	Score Change	Regional Rank	Income Rank	Global Rank
Constraints on Government Powers	0.43	0.00	10/15	34/41	107/142
Absence of Corruption	0.36	0.00	13/15	35/41	108/142
Open Government	0.47	0.01	8/15	25/41	80/142
Fundamental Rights	0.57	-0.01	8/15	21/41	68/142
Order and Security	0.78	0.00	9/15	12/41	53/142
Regulatory Enforcement	0.43	0.00	13/15	36/41	112/142
Civil Justice	0.45	-0.01	14/15	33/41	102/142
Criminal Justice	0.38	-0.02	11/15	29/41	91/142



\* Indicates statistically significant change at the 10 percent level

Low Medium High

Albania Eastern Europe and Central Asia Upper-Middle





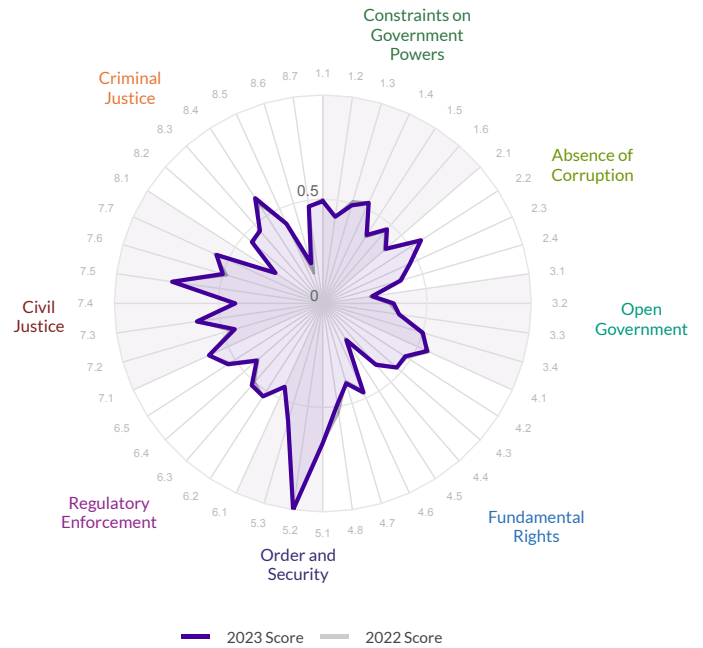
# Algeria

Region: Middle East and North Africa  
Income Group: Lower-Middle

The scores range from 0 to 1, where 1 signifies the highest possible score and 0 signifies the lowest possible score.

Overall Score	Regional Rank	Income Rank	Global Rank
0.49	5/9	10/37	84/142
Score Change	Rank Change		
0.00	7▲		

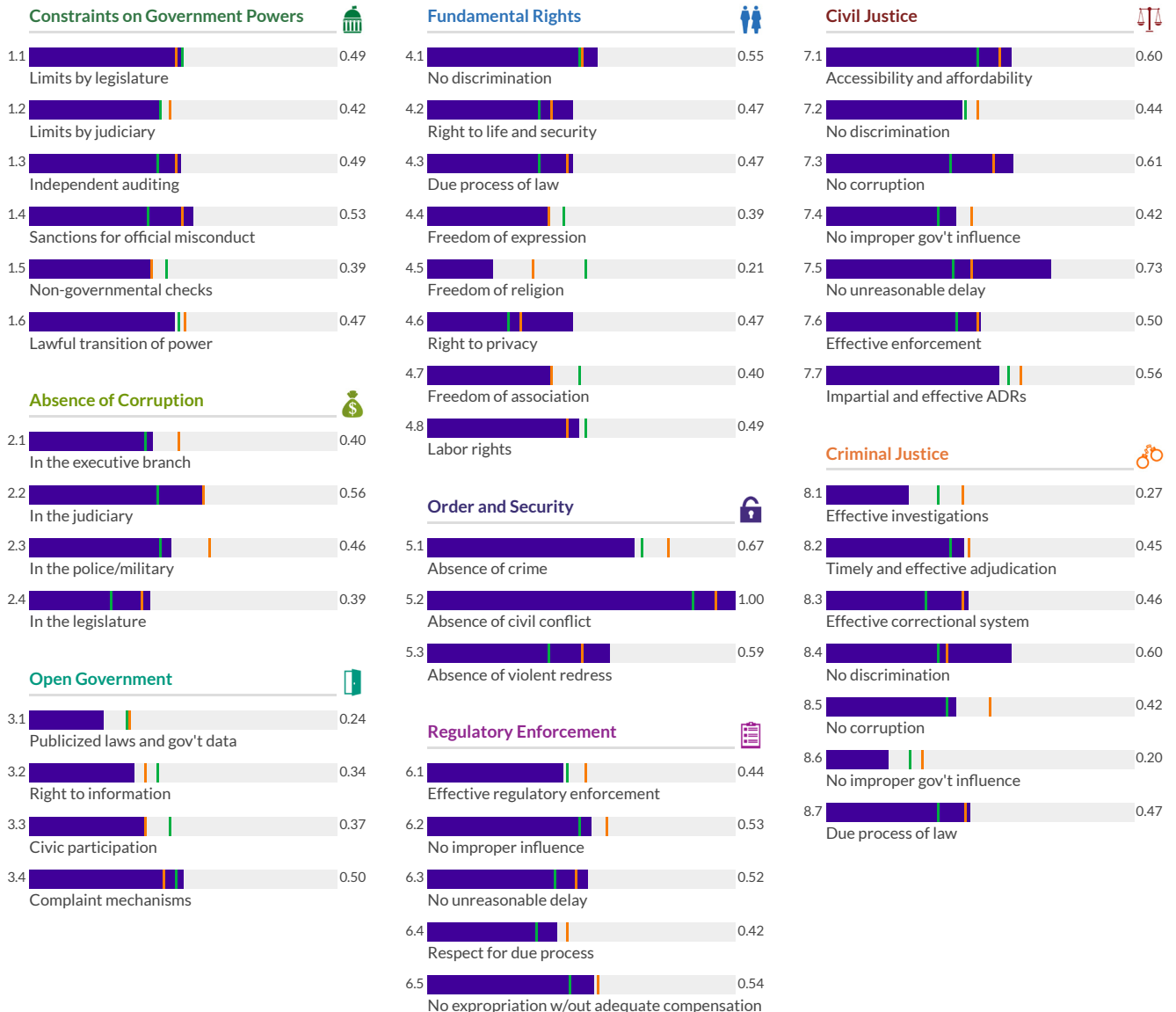
	Factor Score	Score Change	Regional Rank	Income Rank	Global Rank
Constraints on Government Powers	0.47	0.00	6/9	18/37	96/142
Absence of Corruption	0.45	0.01	5/9	5/37	74/142
Open Government	0.36	0.01	6/9	26/37	123/142
Fundamental Rights	0.43	0.00	6/9	21/37	113/142
Order and Security	0.75	0.00	4/9	4/37	61/142
Regulatory Enforcement	0.49	0.01	6/9	7/37	70/142
Civil Justice	0.55	0.00	4/9	3/37	62/142
Criminal Justice	0.41	0.01	5/9	9/37	79/142



\* Indicates statistically significant change at the 10 percent level

Low Medium High

Algeria Middle East and North Africa Lower-Middle



# Angola

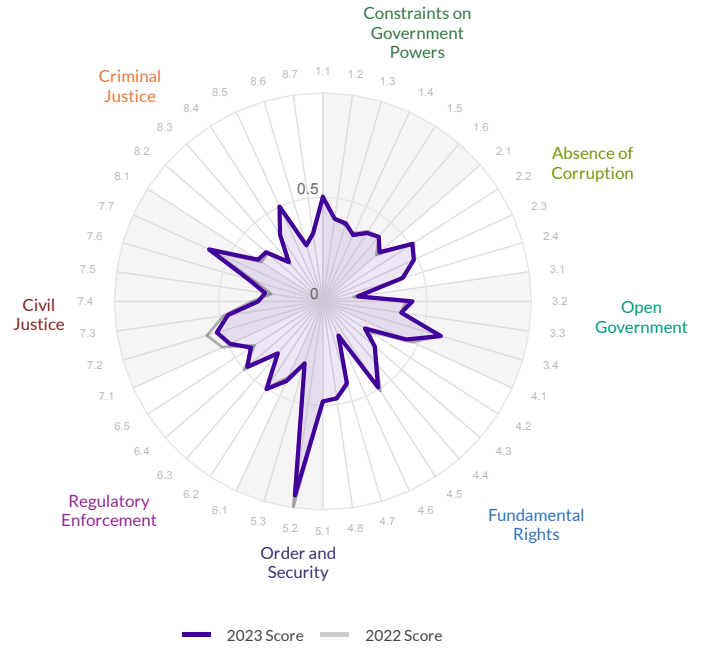
Region: Sub-Saharan Africa  
Income Group: Lower-Middle

The scores range from 0 to 1, where 1 signifies the highest possible score and 0 signifies the lowest possible score.

Overall Score	Regional Rank	Income Rank	Global Rank
<b>0.43</b>	<b>21/34</b>	<b>22/37</b>	<b>115/142</b>

Score Change	Rank Change
<b>0.00</b>	<b>0</b>

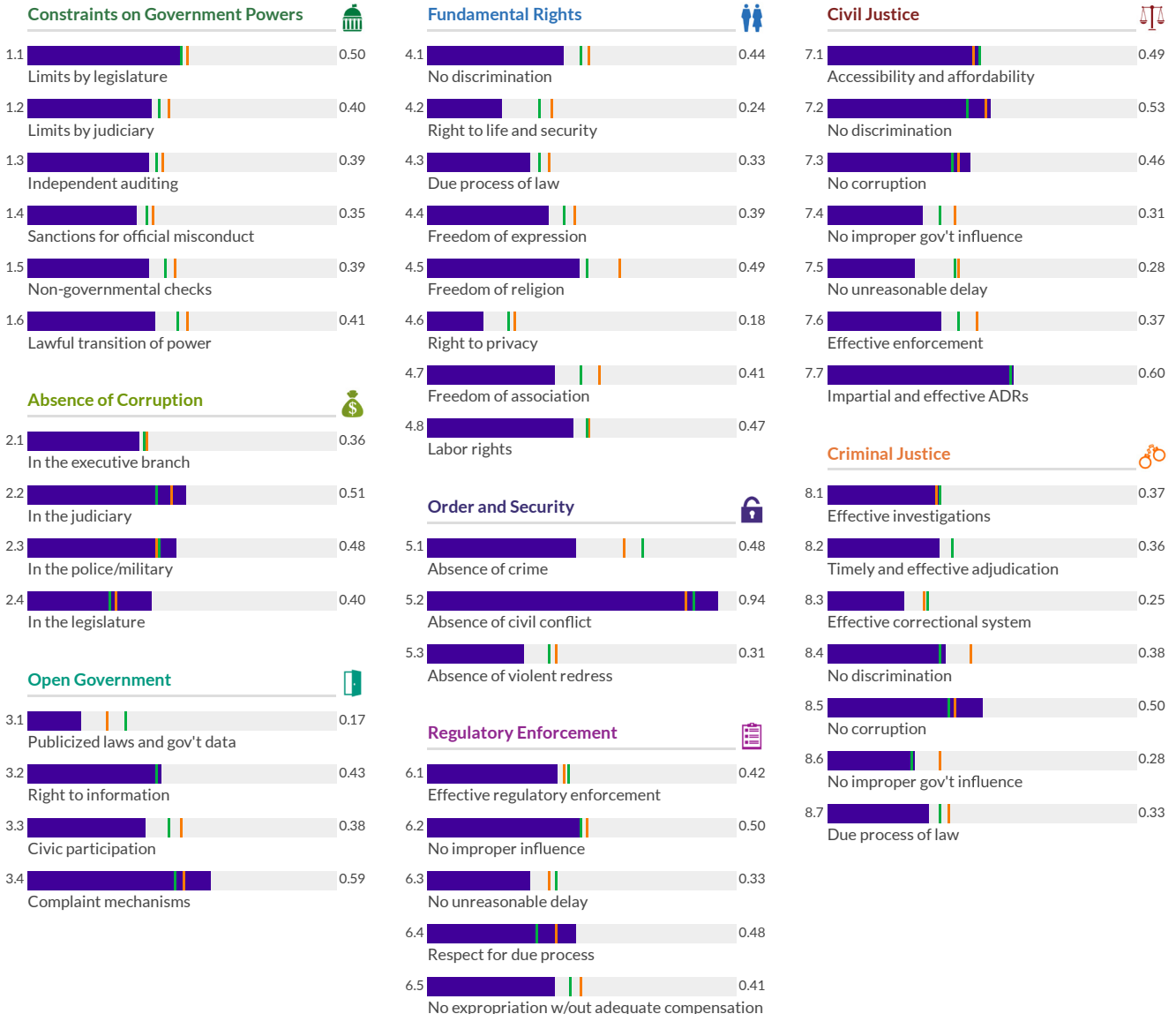
	Factor Score	Score Change	Regional Rank	Income Rank	Global Rank
Constraints on Government Powers	0.41	0.00	21/34	22/37	111/142
Absence of Corruption	0.44	0.00	9/34	6/37	79/142
Open Government	0.39	0.01	16/34	22/37	111/142
Fundamental Rights	0.37	-0.01	29/34	29/37	126/142
Order and Security	0.57	-0.02	25/34	33/37	127/142
Regulatory Enforcement	0.43	0.01	18/34	22/37	109/142
Civil Justice	0.44	-0.01	20/34	22/37	108/142
Criminal Justice	0.35	0.01	19/34	21/37	101/142



\* Indicates statistically significant change at the 10 percent level

Low Medium High

Angola Sub-Saharan Africa Lower-Middle



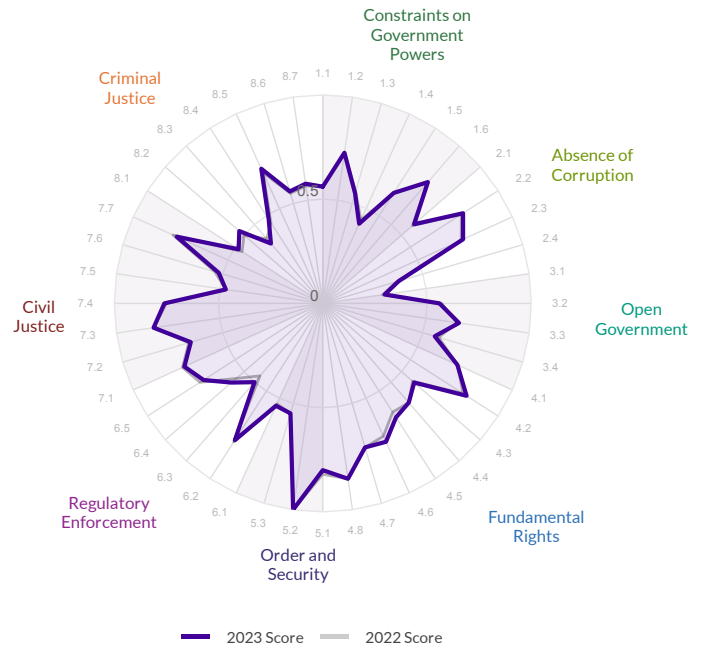
# Antigua and Barbuda

Region: Latin America and Caribbean  
Income Group: High

The scores range from 0 to 1, where 1 signifies the highest possible score and 0 signifies the lowest possible score.

Overall Score	Regional Rank	Income Rank	Global Rank
<b>0.63</b>	<b>5/32</b>	<b>37/46</b>	<b>38/142</b>
Score Change	Rank Change		
<b>0.00</b>	<b>2▲</b>		

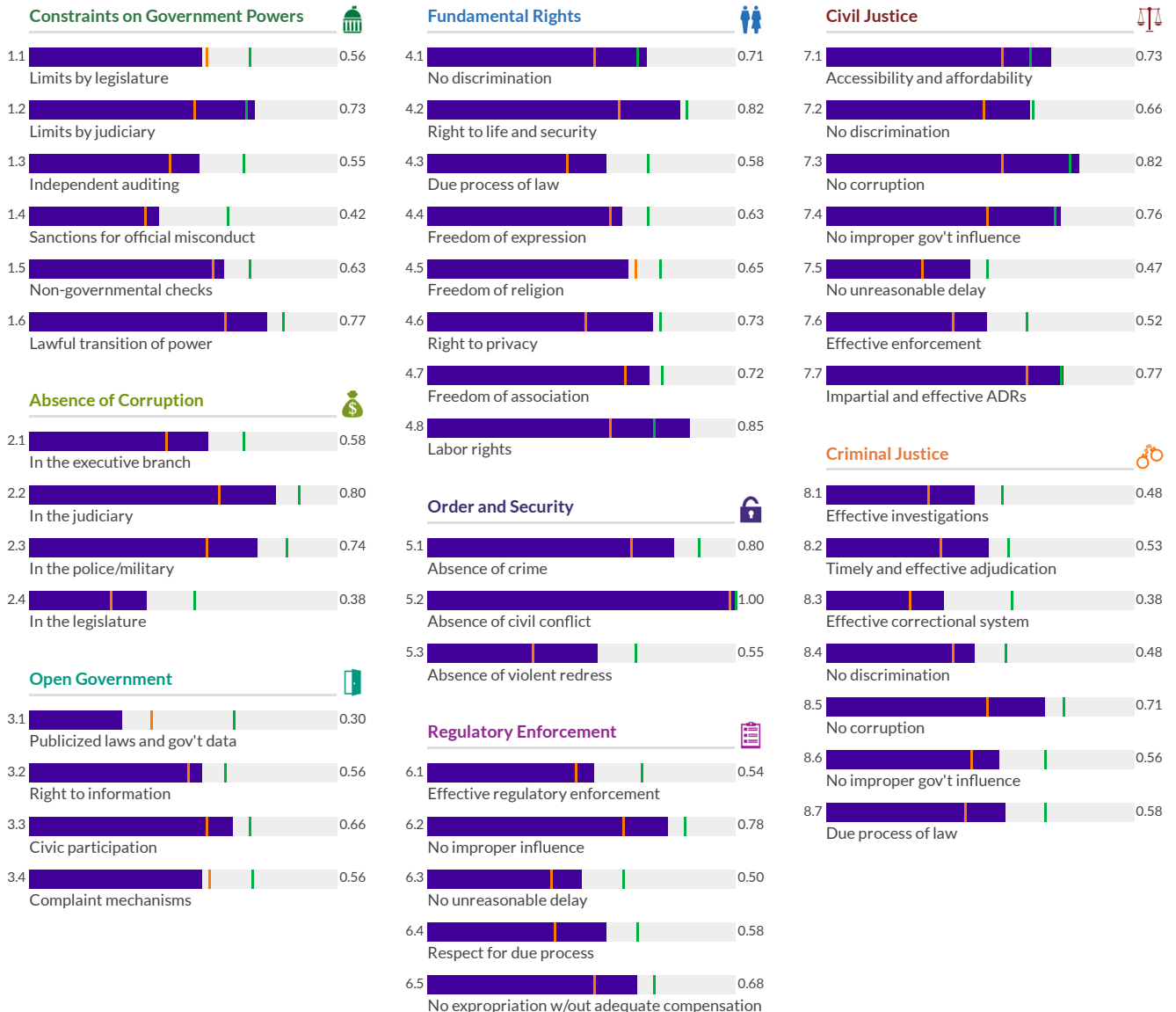
Factor	Score	Score Change	Regional Rank	Income Rank	Global Rank
Constraints on Government Powers	0.61	0.00	7/32	36/46	42/142
Absence of Corruption	0.62	0.01	10/32	39/46	45/142
Open Government	0.52	0.00	15/32	41/46	62/142
Fundamental Rights	0.71	0.01	5/32	32/46	33/142
Order and Security	0.79	-0.01	3/32	37/46	48/142
Regulatory Enforcement	0.62	0.01	5/32	36/46	38/142
Civil Justice	0.68	-0.01	3/32	26/46	26/142
Criminal Justice	0.53	0.01	11/32	39/46	50/142



\* Indicates statistically significant change at the 10 percent level

■ Low    ■ Medium    ■ High

■ Antigua and Barbuda    ■ Latin America and Caribbean    ■ High



# Argentina

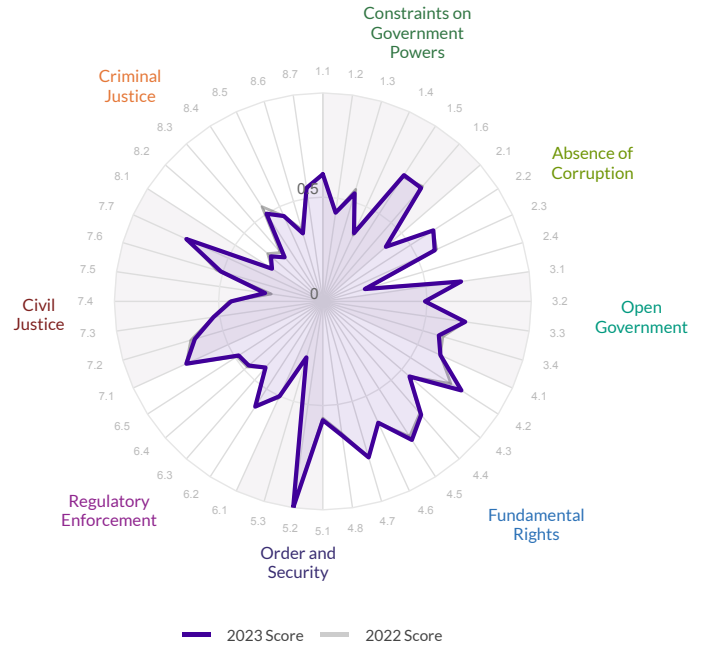
Region: Latin America and Caribbean  
Income Group: Upper-Middle

The scores range from 0 to 1, where 1 signifies the highest possible score and 0 signifies the lowest possible score.

Overall Score	Regional Rank	Income Rank	Global Rank
0.55	13/32	17/41	63/142

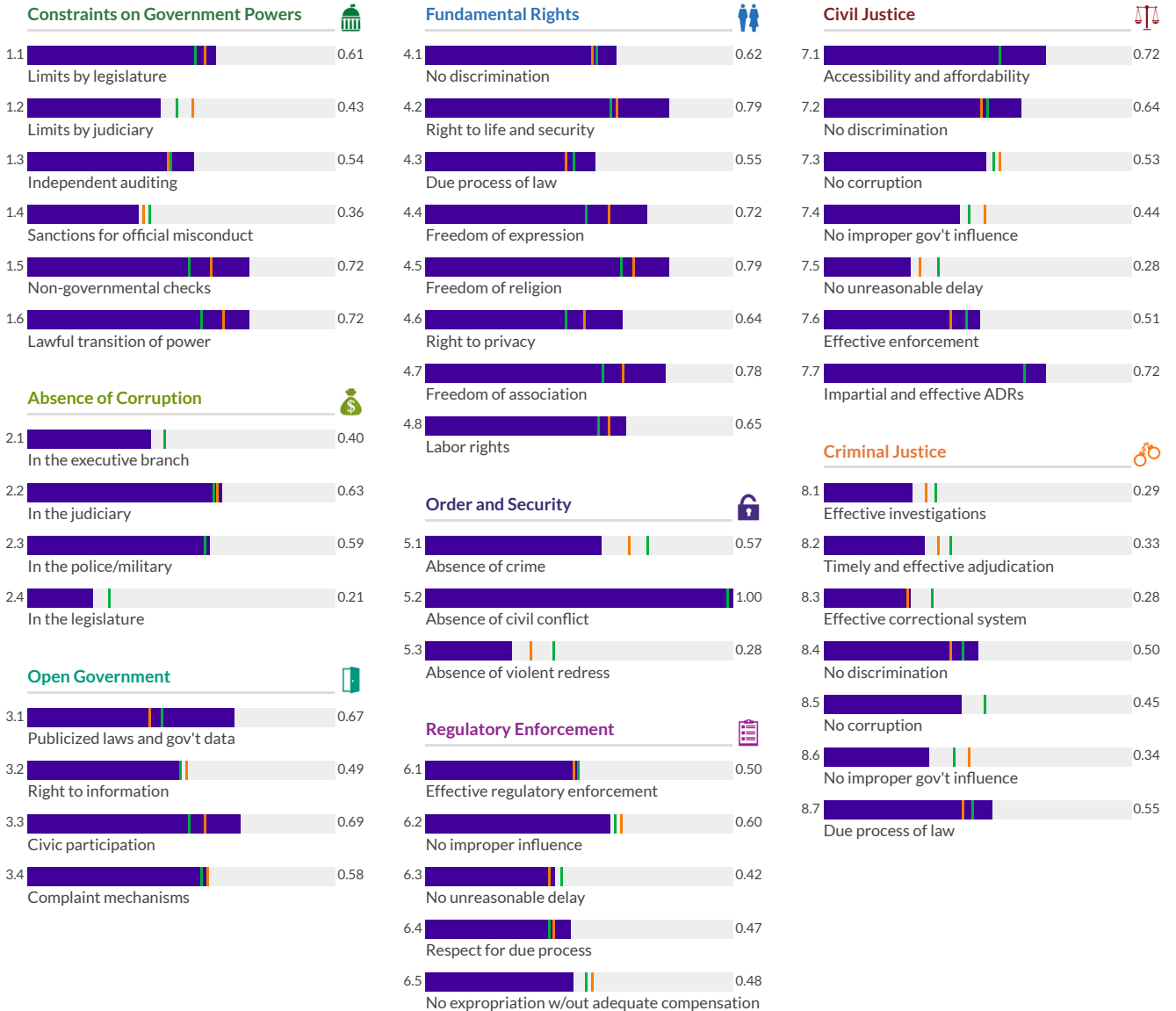
Score Change	Rank Change
0.00	-2 ▼

	Factor Score	Score Change	Regional Rank	Income Rank	Global Rank
Constraints on Government Powers	0.56	0.00	13/32	12/41	60/142
Absence of Corruption	0.46	0.00	14/32	19/41	70/142
Open Government	0.61	-0.01	5/32	4/41	38/142
Fundamental Rights	0.69	0.01	7/32	3/41	35/142
Order and Security	0.61	0.00	24/32	34/41	116/142
Regulatory Enforcement	0.49	0.00	15/32	17/41	69/142
Civil Justice	0.55	0.00	14/32	15/41	63/142
Criminal Justice	0.39	-0.02	16/32	26/41	87/142



\* Indicates statistically significant change at the 10 percent level

— Argentina — Latin America and Caribbean — Upper-Middle



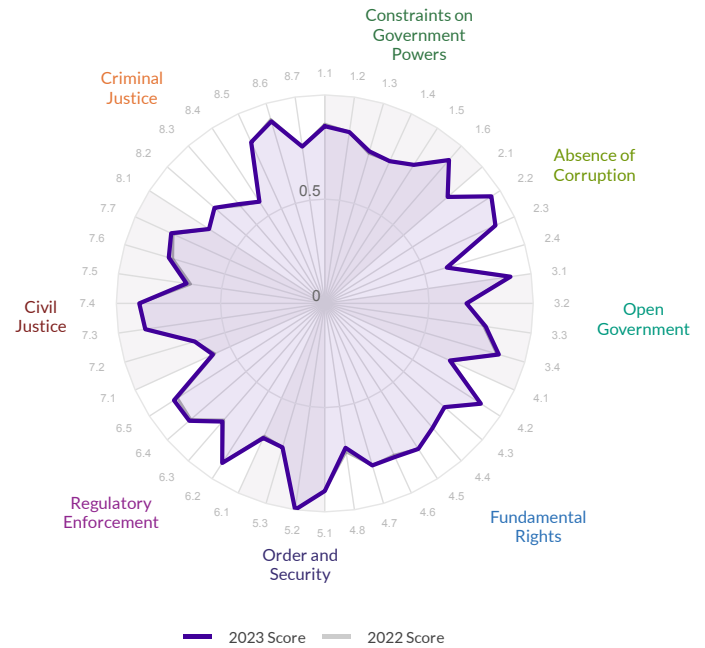
# Australia

Region: East Asia and Pacific  
Income Group: High

The scores range from 0 to 1, where 1 signifies the highest possible score and 0 signifies the lowest possible score.

Overall Score	Regional Rank	Income Rank	Global Rank
<b>0.80</b>	<b>2/15</b>	<b>13/46</b>	<b>13/142</b>
Score Change	Rank Change		
<b>0.00</b>	<b>0</b>		

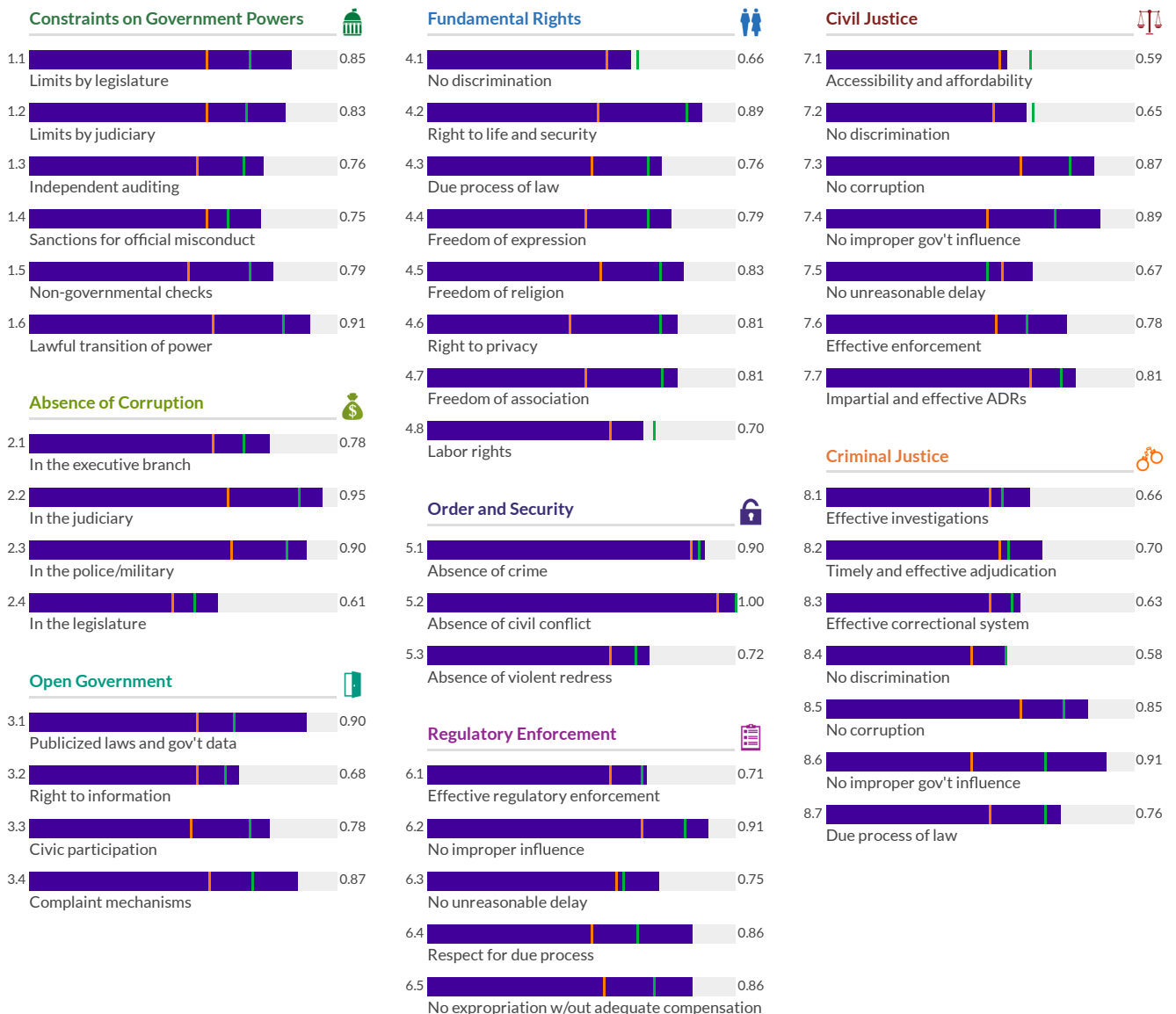
	Factor Score	Score Change	Regional Rank	Income Rank	Global Rank
Constraints on Government Powers	0.82	0.00	2/15	13/46	13/142
Absence of Corruption	0.81	0.00	5/15	15/46	15/142
Open Government	0.81	0.01	2/15	8/46	8/142
Fundamental Rights	0.78	0.00	3/15	20/46	21/142
Order and Security	0.87	0.00	5/15	22/46	23/142
Regulatory Enforcement	0.82	0.01	3/15	11/46	11/142
Civil Justice	0.75	0.01	5/15	14/46	14/142
Criminal Justice	0.73	0.00	4/15	14/46	14/142



\* Indicates statistically significant change at the 10 percent level

Low Medium High

Australia East Asia and Pacific High



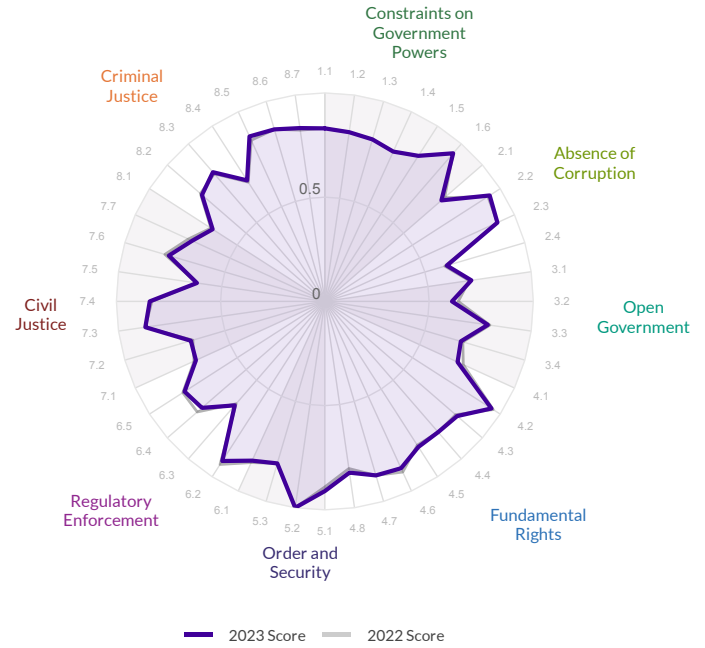
# Austria

Region: EU, EFTA, and North America  
Income Group: High

The scores range from 0 to 1, where 1 signifies the highest possible score and 0 signifies the lowest possible score.

Overall Score	Regional Rank	Income Rank	Global Rank
<b>0.80</b>	<b>10/31</b>	<b>11/46</b>	<b>11/142</b>
Score Change	Rank Change		
<b>0.00</b>	<b>0</b>		

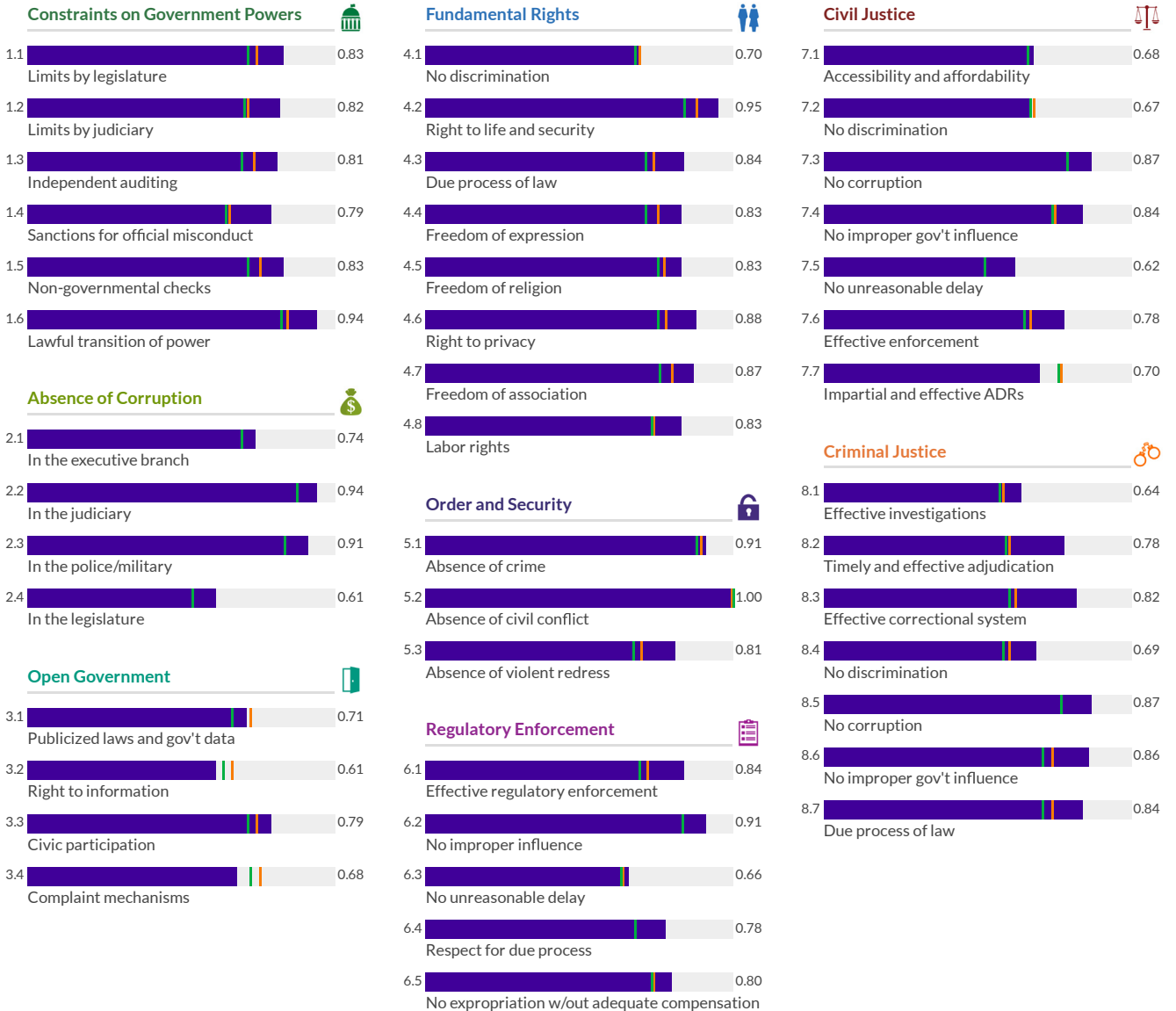
	Factor Score	Score Change	Regional Rank	Income Rank	Global Rank
Constraints on Government Powers	0.84	0.00	7/31	8/46	8/142
Absence of Corruption	0.80	0.00	12/31	17/46	17/142
Open Government	0.70	-0.01	18/31	24/46	25/142
Fundamental Rights	0.84	0.00	8/31	8/46	8/142
Order and Security	0.91	0.00	8/31	12/46	12/142
Regulatory Enforcement	0.80	-0.01	11/31	14/46	14/142
Civil Justice	0.74	-0.01	11/31	16/46	16/142
Criminal Justice	0.79	0.00	5/31	5/46	5/142



\* Indicates statistically significant change at the 10 percent level

Low Medium High

Austria EU, EFTA, and North America High



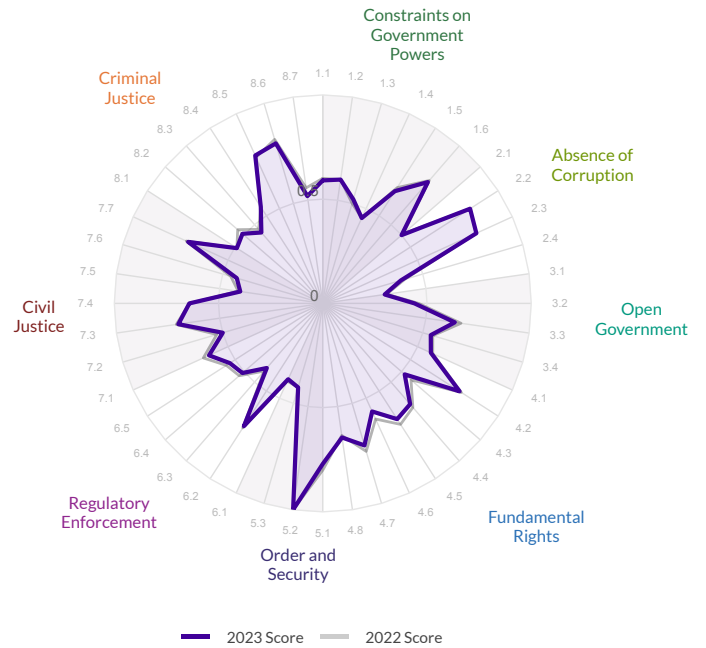


# The Bahamas

The scores range from 0 to 1, where 1 signifies the highest possible score and 0 signifies the lowest possible score.

Overall Score	Regional Rank	Income Rank	Global Rank
<b>0.59</b>	<b>10/32</b>	<b>42/46</b>	<b>50/142</b>
Score Change	Rank Change		
<b>-0.01</b>	<b>-2</b>		

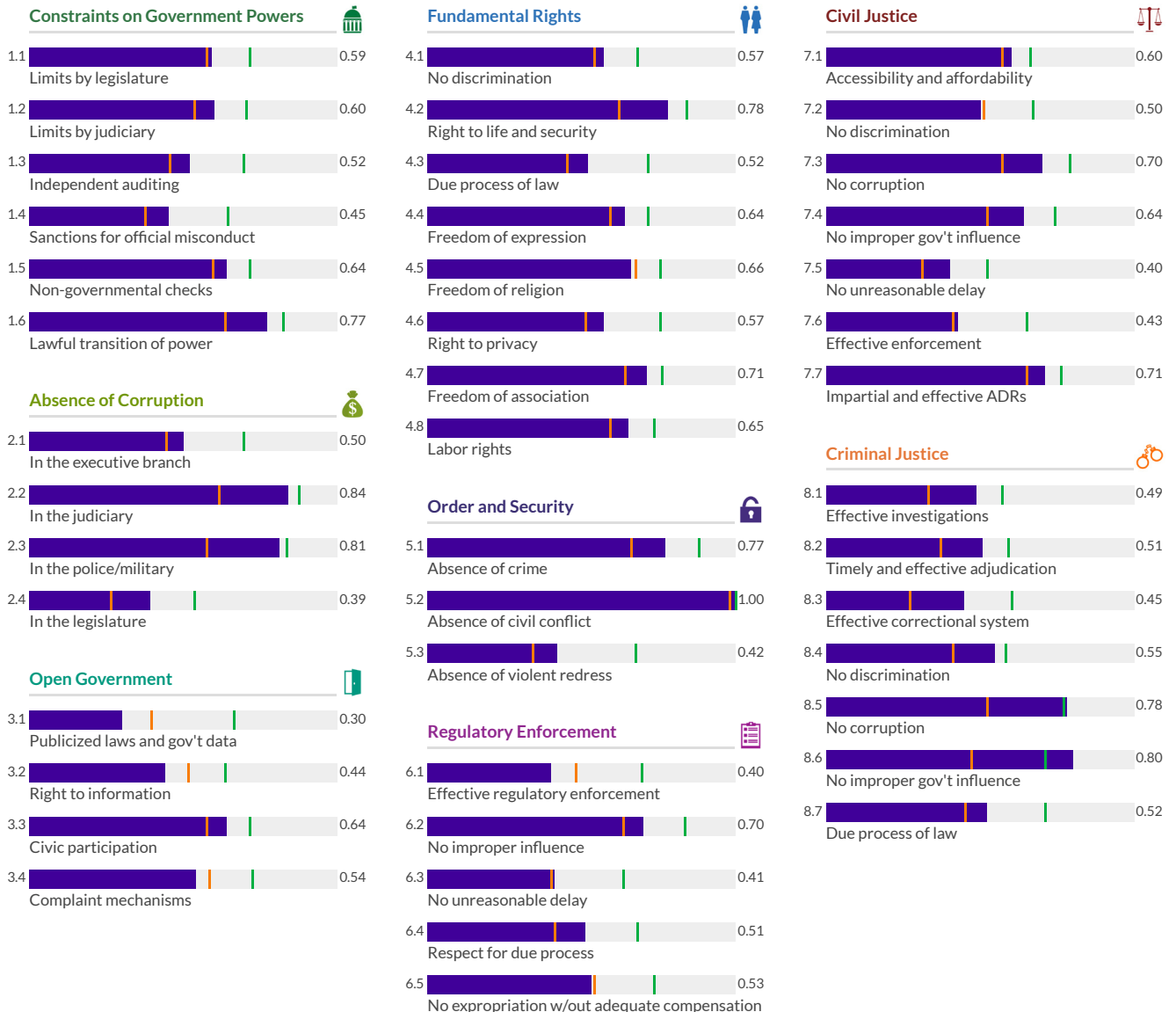
Factor	Score	Score Change	Regional Rank	Income Rank	Global Rank
Constraints on Government Powers	0.59	0.00	9/32	38/46	47/142
Absence of Corruption	0.64	-0.01	8/32	38/46	43/142
Open Government	0.48	-0.01	21/32	42/46	76/142
Fundamental Rights	0.64	-0.02	11/32	39/46	47/142
Order and Security	0.73	-0.01	6/32	41/46	66/142
Regulatory Enforcement	0.51	-0.01	13/32	43/46	64/142
Civil Justice	0.57	-0.01	10/32	41/46	53/142
Criminal Justice	0.58	-0.02	3/32	31/46	33/142



\* Indicates statistically significant change at the 10 percent level

Low Medium High

The Bahamas Latin America and Caribbean High



# Bangladesh

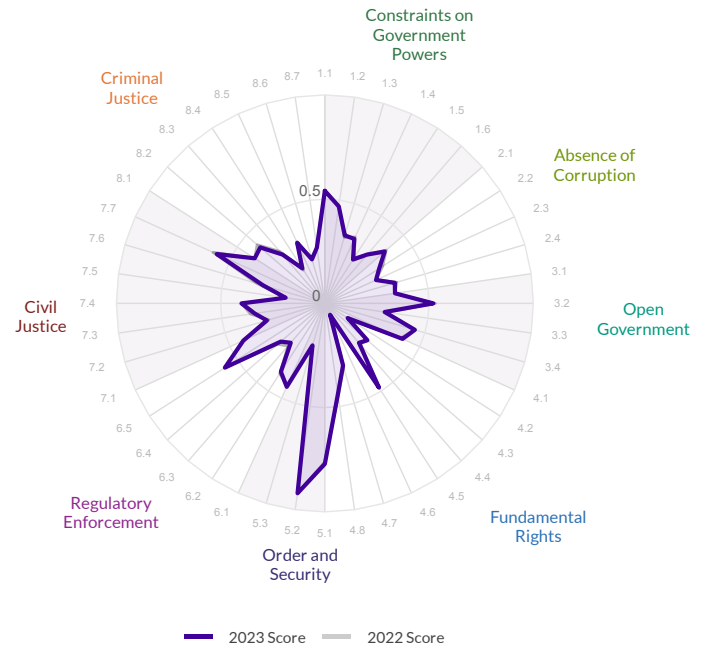
Region: South Asia  
Income Group: Lower-Middle

The scores range from 0 to 1, where 1 signifies the highest possible score and 0 signifies the lowest possible score.

Overall Score	Regional Rank	Income Rank	Global Rank
0.38	4/6	28/37	127/142

Score Change	Rank Change
-0.01 ▾	2 ▲

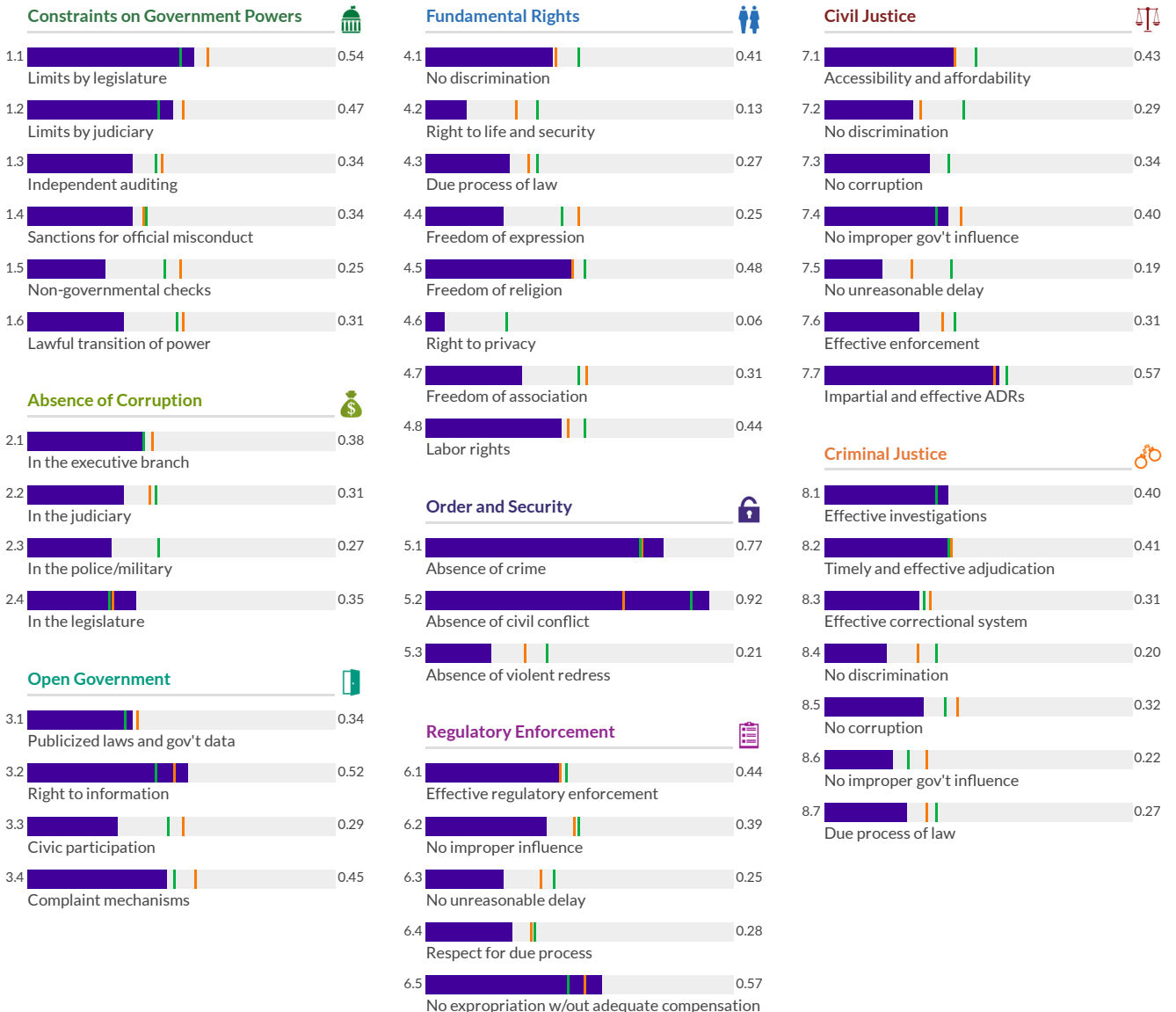
Factor	Score	Score Change	Regional Rank	Income Rank	Global Rank
Constraints on Government Powers	0.37	0.00	5/6	26/37	120/142
Absence of Corruption	0.33	-0.01	4/6	23/37	117/142
Open Government	0.40	0.00	5/6	21/37	106/142
Fundamental Rights	0.29	-0.01	5/6	34/37	137/142
Order and Security	0.63	0.00	4/6	25/37	108/142
Regulatory Enforcement	0.38	-0.01	4/6	30/37	126/142
Civil Justice	0.36	-0.01	5/6	32/37	133/142
Criminal Justice	0.30	-0.01	5/6	28/37	123/142



\* Indicates statistically significant change at the 10 percent level

Low Medium High

— Bangladesh — South Asia — Lower-Middle



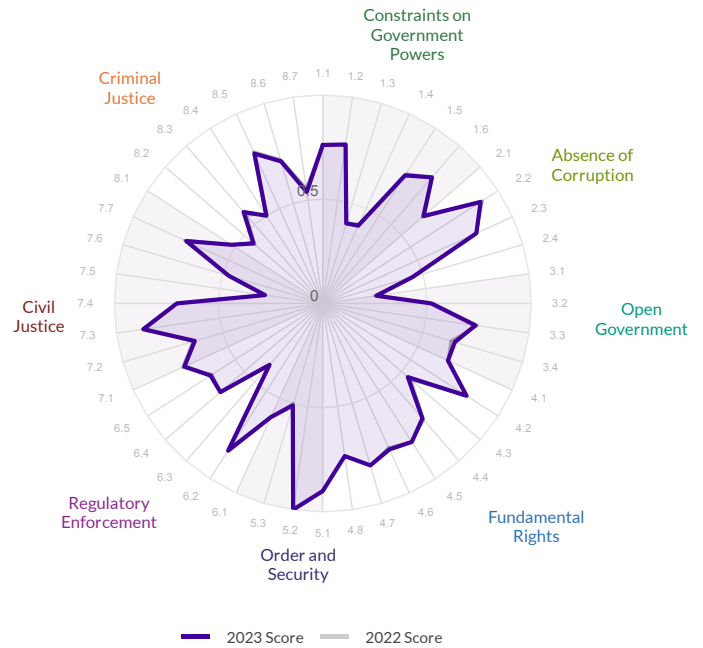
# Barbados

Region: Latin America and Caribbean  
Income Group: High

The scores range from 0 to 1, where 1 signifies the highest possible score and 0 signifies the lowest possible score.

Overall Score	Regional Rank	Income Rank	Global Rank
<b>0.66</b>	<b>4/32</b>	<b>34/46</b>	<b>35/142</b>
Score Change	Rank Change		
<b>0.00</b>	<b>-1</b>		

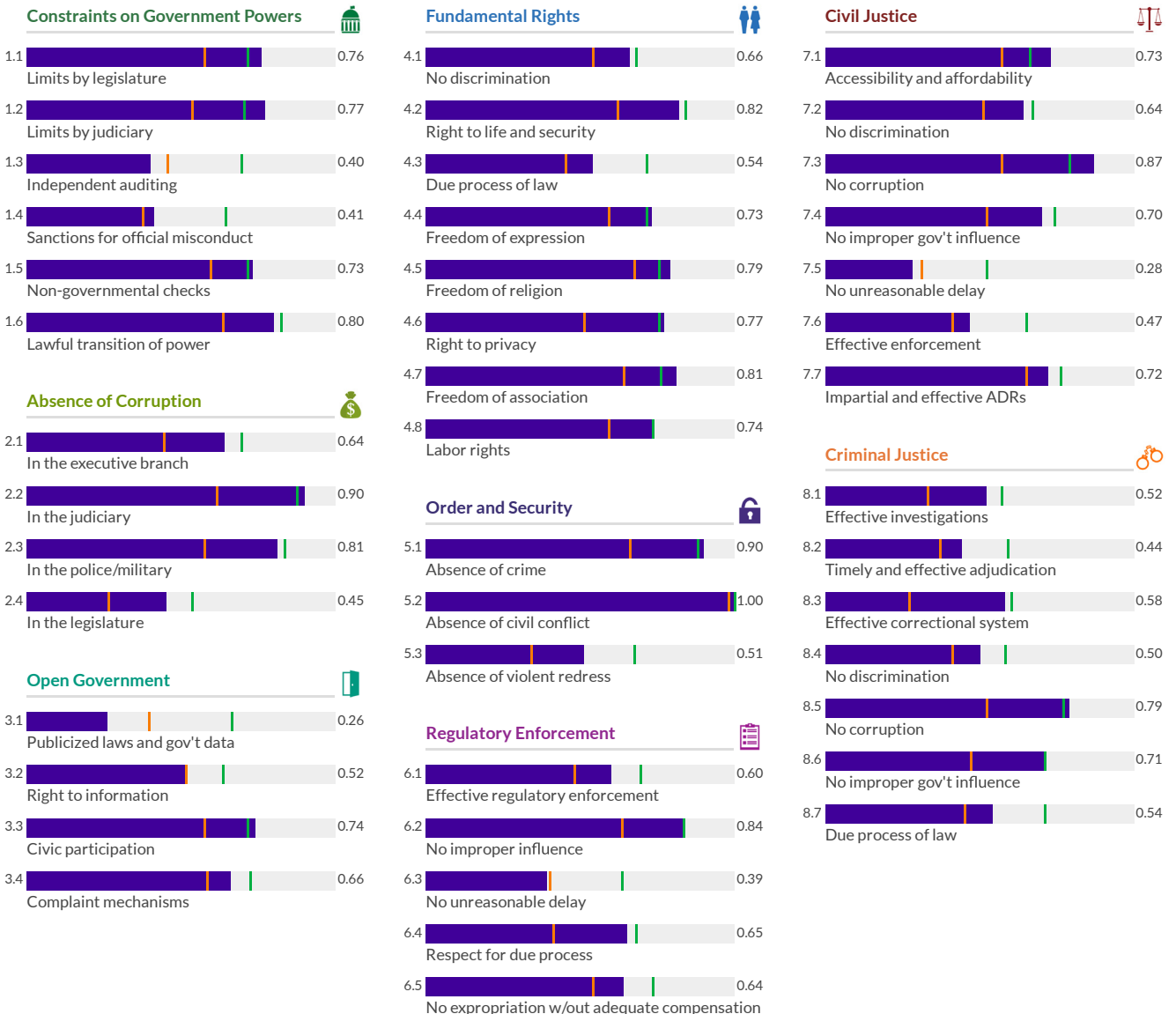
Factor	Score	Score Change	Regional Rank	Income Rank	Global Rank
Constraints on Government Powers	0.64	0.00	4/32	33/46	37/142
Absence of Corruption	0.70	0.00	2/32	27/46	27/142
Open Government	0.55	0.00	12/32	39/46	57/142
Fundamental Rights	0.73	0.00	3/32	27/46	28/142
Order and Security	0.80	0.01	1/32	35/46	42/142
Regulatory Enforcement	0.62	0.00	4/32	34/46	36/142
Civil Justice	0.63	-0.01	6/32	32/46	37/142
Criminal Justice	0.58	0.00	4/32	32/46	34/142



\* Indicates statistically significant change at the 10 percent level

Low Medium High

Barbados Latin America and Caribbean High



# Belarus

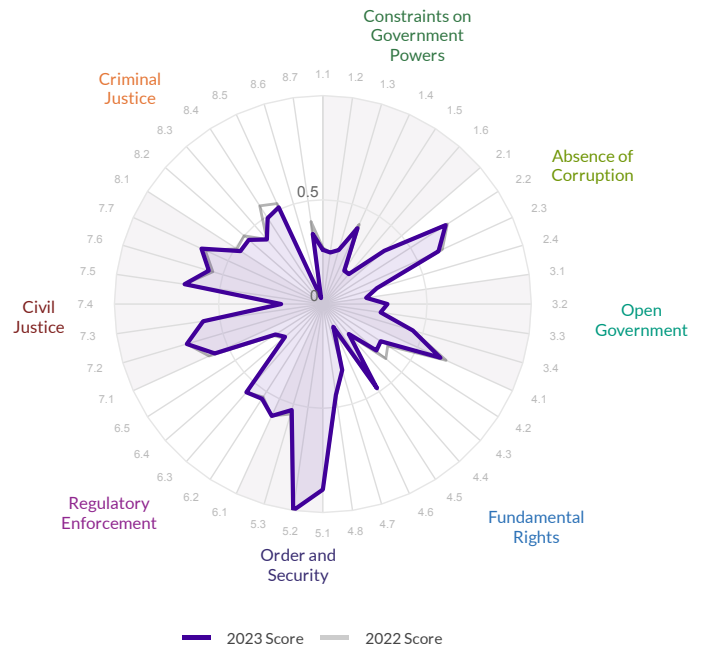
Region: Eastern Europe and Central Asia  
Income Group: Upper-Middle

The scores range from 0 to 1, where 1 signifies the highest possible score and 0 signifies the lowest possible score.

Overall Score	Regional Rank	Income Rank	Global Rank
<b>0.45</b>	<b>13/15</b>	<b>35/41</b>	<b>104/142</b>

Score Change	Rank Change
<b>-0.01</b>	<b>-3</b>

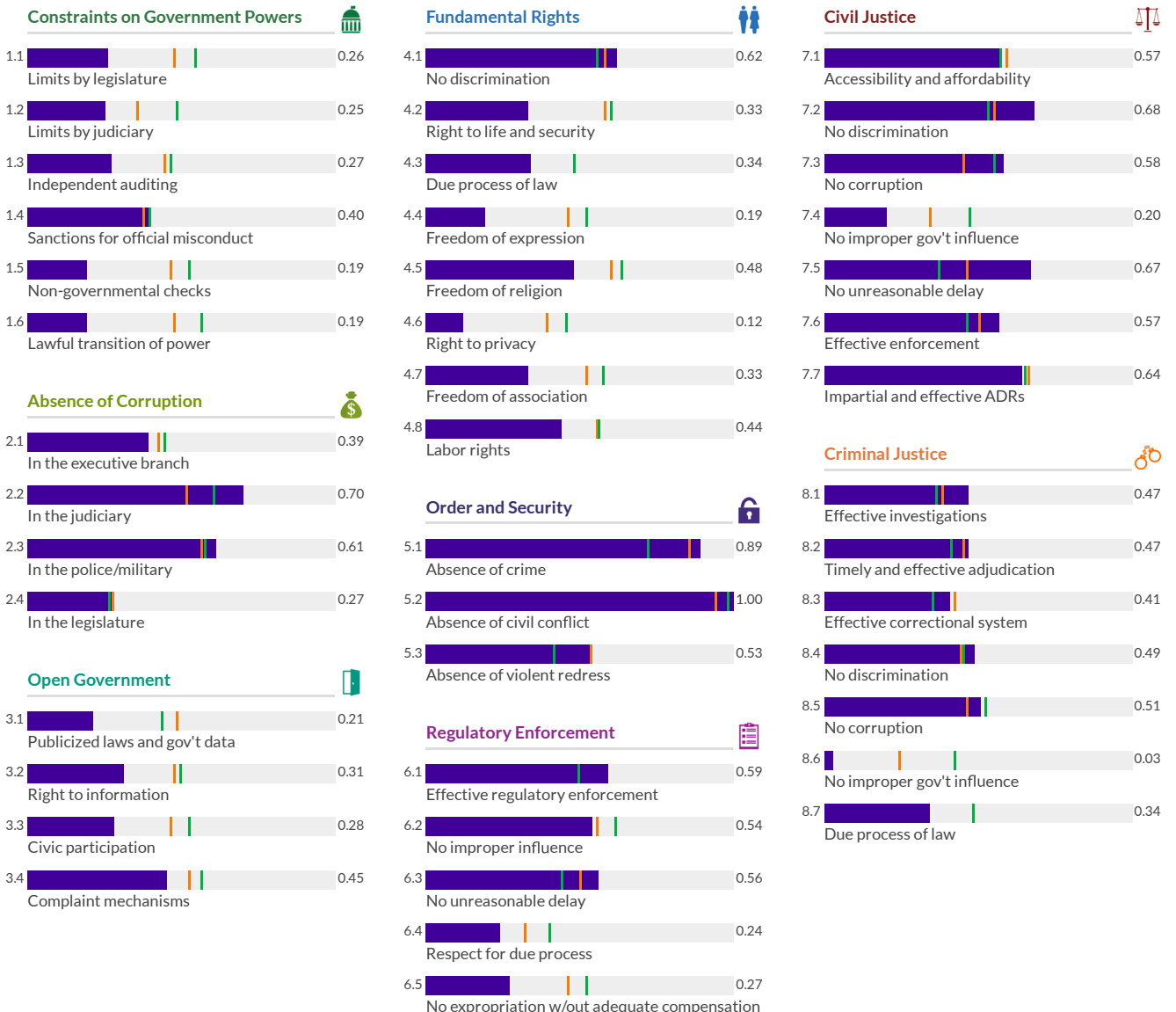
	Factor Score	Score Change	Regional Rank	Income Rank	Global Rank
Constraints on Government Powers	0.26	-0.01	15/15	40/41	139/142
Absence of Corruption	0.49	-0.01	2/15	14/41	60/142
Open Government	0.31	0.00	15/15	40/41	135/142
Fundamental Rights	0.36	-0.02	14/15	38/41	128/142
Order and Security	0.81	0.00	5/15	5/41	41/142
Regulatory Enforcement	0.44	0.00	11/15	35/41	105/142
Civil Justice	0.56	0.00	2/15	13/41	60/142
Criminal Justice	0.39	-0.03	9/15	27/41	89/142



\* Indicates statistically significant change at the 10 percent level

Low Medium High

Belarus Eastern Europe and Central Asia Upper-Middle



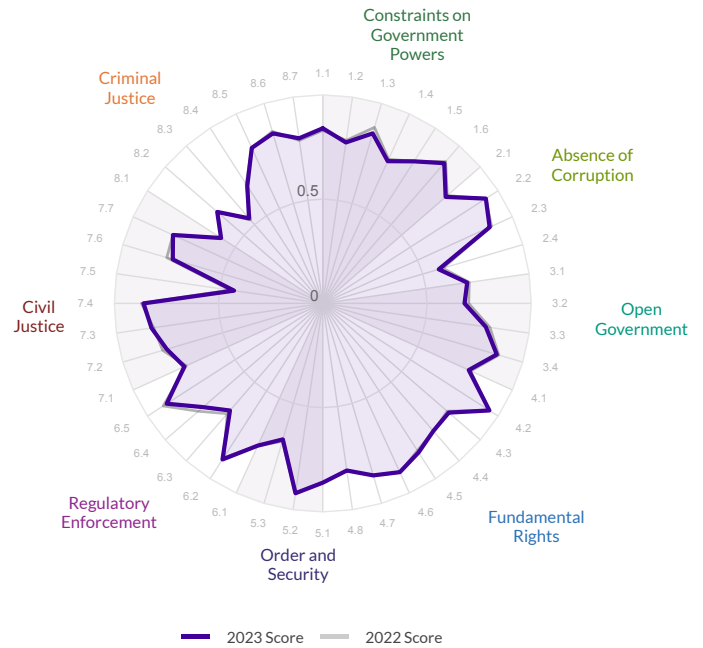
# Belgium

Region: EU, EFTA, and North America  
Income Group: High

The scores range from 0 to 1, where 1 signifies the highest possible score and 0 signifies the lowest possible score.

Overall Score	Regional Rank	Income Rank	Global Rank
<b>0.78</b>	<b>13/31</b>	<b>16/46</b>	<b>16/142</b>
Score Change	Rank Change		
<b>-0.01</b>	<b>-2</b>		

	Factor Score	Score Change	Regional Rank	Income Rank	Global Rank
Constraints on Government Powers	0.82	-0.01	11/31	12/46	12/142
Absence of Corruption	0.79	-0.01	13/31	18/46	18/142
Open Government	0.76	-0.02	12/31	14/46	14/142
Fundamental Rights	0.84	0.00	7/31	7/46	7/142
Order and Security	0.82	0.00	25/31	33/46	37/142
Regulatory Enforcement	0.79	-0.01	12/31	16/46	16/142
Civil Justice	0.74	-0.01	10/31	15/46	15/142
Criminal Justice	0.71	0.00	12/31	17/46	17/142



\* Indicates statistically significant change at the 10 percent level

Low Medium High

Belgium EU, EFTA, and North America High

Factor	Score	Regional Rank	Income Rank	Global Rank
<b>Constraints on Government Powers</b>	0.82	11/31	12/46	12/142
1.1 Limits by legislature	0.84			
1.2 Limits by judiciary	0.78			
1.3 Independent auditing	0.85			
1.4 Sanctions for official misconduct	0.75			
1.5 Non-governmental checks	0.81			
1.6 Lawful transition of power	0.89			
<b>Absence of Corruption</b>	0.79	13/31	18/46	18/142
2.1 In the executive branch	0.78			
2.2 In the judiciary	0.93			
2.3 In the police/military	0.88			
2.4 In the legislature	0.58			
<b>Open Government</b>	0.76	12/31	14/46	14/142
3.1 Publicized laws and gov't data	0.70			
3.2 Right to information	0.68			
3.3 Civic participation	0.79			
3.4 Complaint mechanisms	0.87			
<b>Fundamental Rights</b>	0.84	7/31	7/46	7/142
4.1 No discrimination	0.77			
4.2 Right to life and security	0.95			
4.3 Due process of law	0.80			
4.4 Freedom of expression	0.81			
4.5 Freedom of religion	0.85			
4.6 Right to privacy	0.89			
4.7 Freedom of association	0.86			
4.8 Labor rights	0.81			
<b>Order and Security</b>	0.82	25/31	33/46	37/142
5.1 Absence of crime	0.86			
5.2 Absence of civil conflict	0.92			
5.3 Absence of violent redress	0.68			
<b>Regulatory Enforcement</b>	0.79	12/31	16/46	16/142
6.1 Effective regulatory enforcement	0.75			
6.2 No improper influence	0.89			
6.3 No unreasonable delay	0.68			
6.4 Respect for due process	0.76			
6.5 No expropriation w/out adequate compensation	0.89			
<b>Civil Justice</b>	0.74	10/31	15/46	15/142
7.1 Accessibility and affordability	0.73			
7.2 No discrimination	0.78			
7.3 No corruption	0.83			
7.4 No improper gov't influence	0.86			
7.5 No unreasonable delay	0.43			
7.6 Effective enforcement	0.75			
7.7 Impartial and effective ADRs	0.79			
<b>Criminal Justice</b>	0.71	12/31	17/46	17/142
8.1 Effective investigations	0.58			
8.2 Timely and effective adjudication	0.67			
8.3 Effective correctional system	0.54			
8.4 No discrimination	0.67			
8.5 No corruption	0.82			
8.6 No improper gov't influence	0.85			
8.7 Due process of law	0.80			

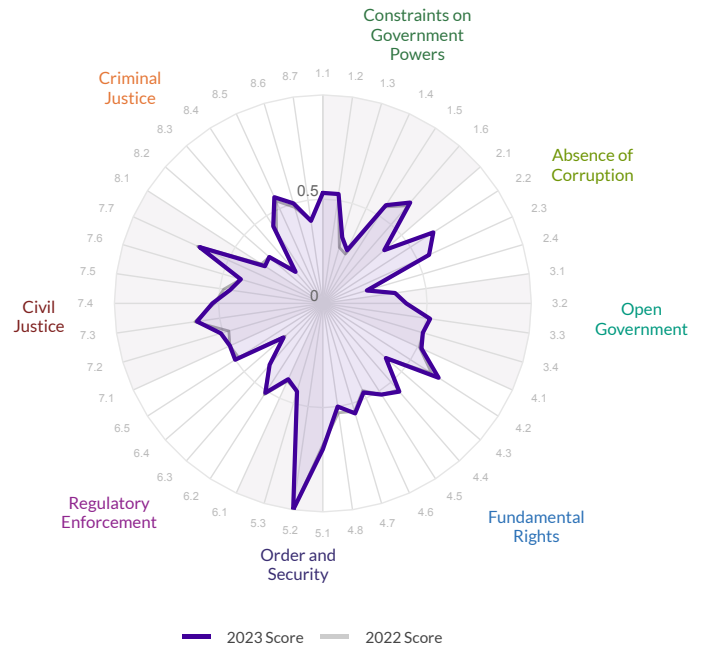
# Belize

Region: Latin America and Caribbean  
Income Group: Upper-Middle

The scores range from 0 to 1, where 1 signifies the highest possible score and 0 signifies the lowest possible score.

Overall Score	Regional Rank	Income Rank	Global Rank
<b>0.49</b>	<b>17/32</b>	<b>23/41</b>	<b>80/142</b>
Score Change	Rank Change		
<b>0.00</b>	<b>7▲</b>		

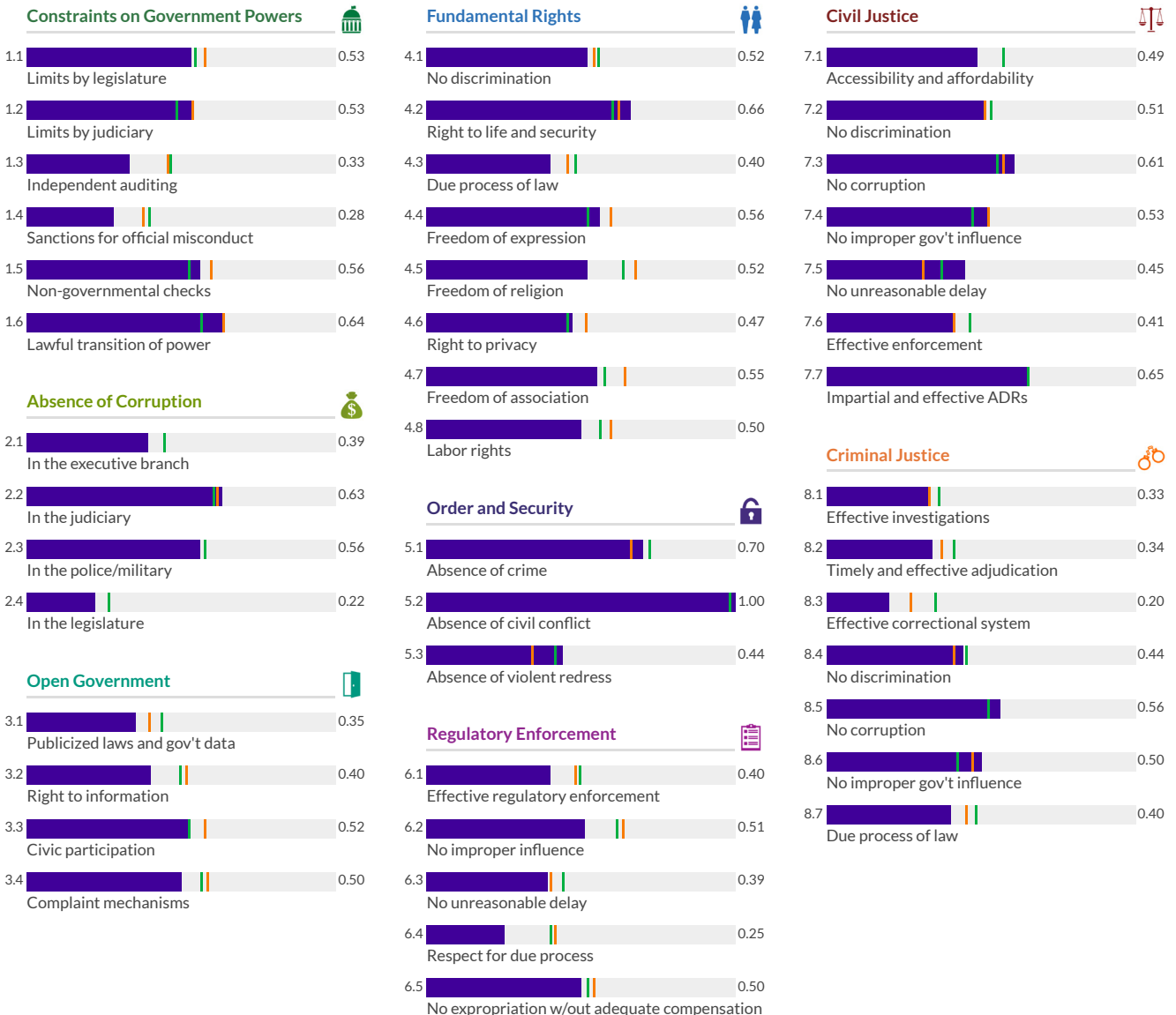
	Factor Score	Score Change	Regional Rank	Income Rank	Global Rank
Constraints on Government Powers	0.48	0.01	25/32	27/41	91/142
Absence of Corruption	0.45	0.00	15/32	22/41	73/142
Open Government	0.44	0.00	27/32	33/41	97/142
Fundamental Rights	0.52	0.01	21/32	26/41	77/142
Order and Security	0.71	0.00	9/32	24/41	77/142
Regulatory Enforcement	0.41	0.00	26/32	39/41	118/142
Civil Justice	0.52	0.00	15/32	19/41	70/142
Criminal Justice	0.39	0.00	15/32	25/41	85/142



\* Indicates statistically significant change at the 10 percent level

Low Medium High

— Belize — Latin America and Caribbean — Upper-Middle





# Benin

Region: Sub-Saharan Africa  
Income Group: Lower-Middle

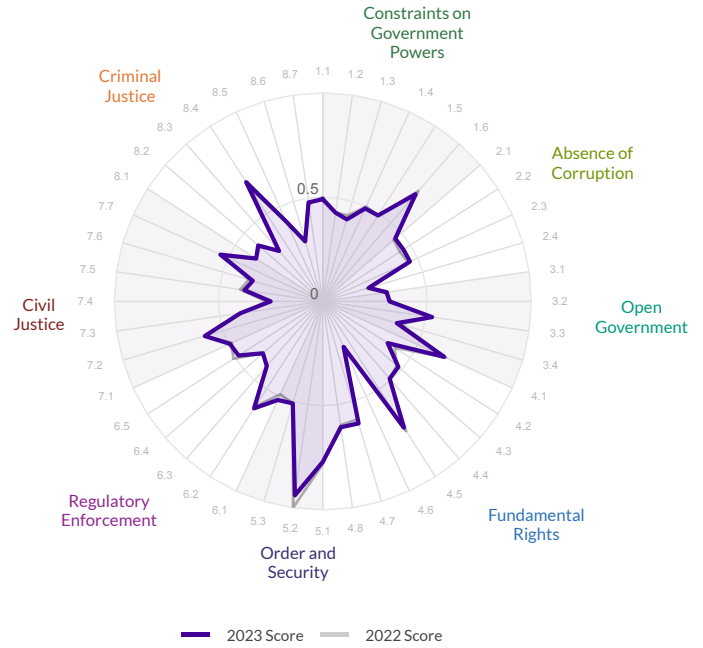
The scores range from 0 to 1, where 1 signifies the highest possible score and 0 signifies the lowest possible score.

Overall Score	Regional Rank	Income Rank	Global Rank
<b>0.48</b>	<b>10/34</b>	<b>13/37</b>	<b>90/142</b>
Score Change	Rank Change		
<b>0.00</b>	<b>0</b>		

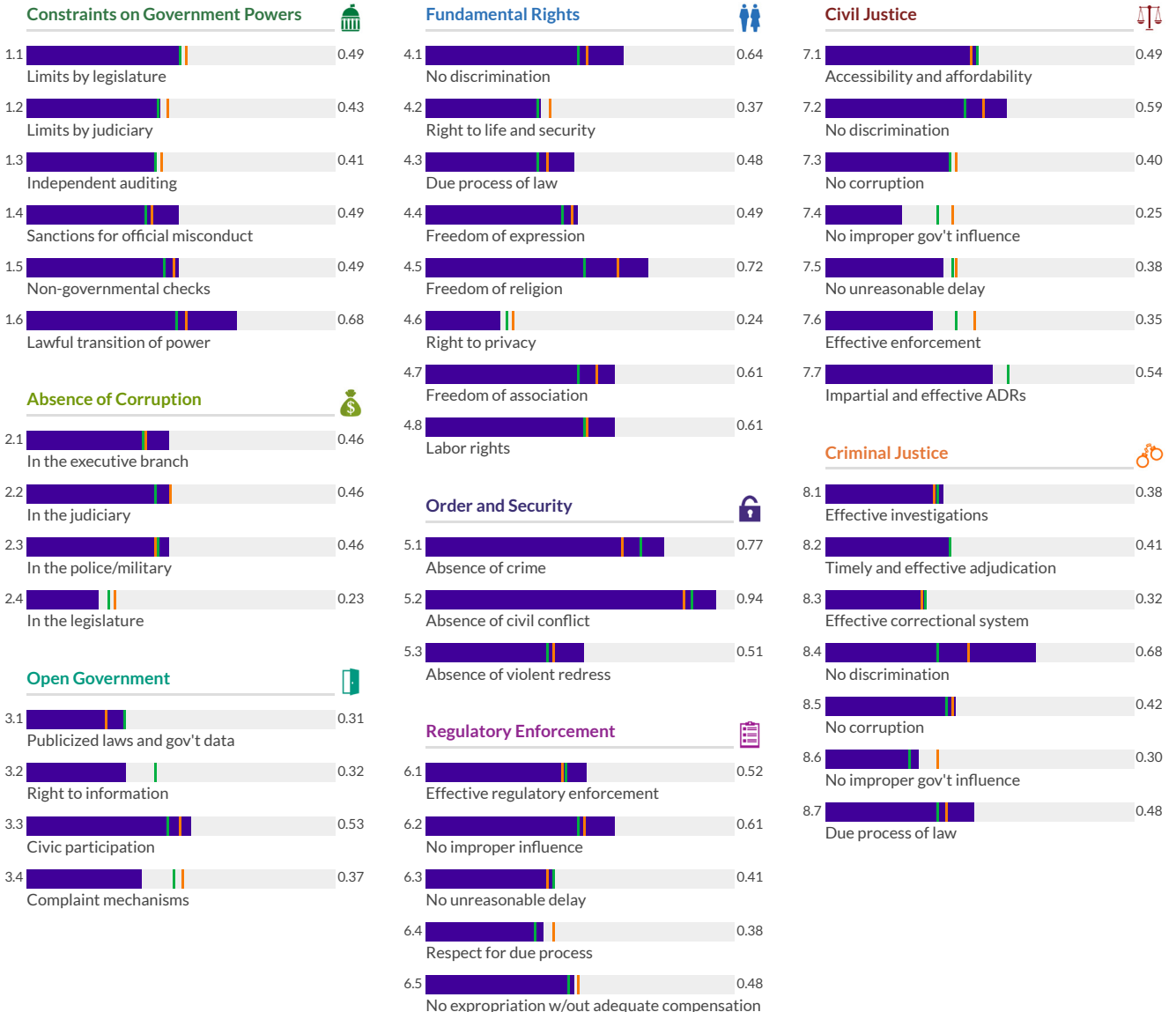
	Factor Score	Score Change	Regional Rank	Income Rank	Global Rank
<b>Constraints on Government Powers</b>	0.50	-0.01	12/34	11/37	82/142
<b>Absence of Corruption</b>	0.40	0.01	14/34	16/37	97/142
<b>Open Government</b>	0.38	0.00	21/34	24/37	117/142
<b>Fundamental Rights</b>	0.52	0.00	10/34	5/37	78/142
<b>Order and Security</b>	0.74	<b>-0.03*</b>	4/34	5/37	64/142
<b>Regulatory Enforcement</b>	0.48	0.00	10/34	11/37	78/142
<b>Civil Justice</b>	0.43	0.00	21/34	25/37	112/142
<b>Criminal Justice</b>	0.43	0.01	10/34	7/37	75/142

\* Indicates statistically significant change at the 10 percent level

Low Medium High



Benin Sub-Saharan Africa Lower-Middle



# Bolivia

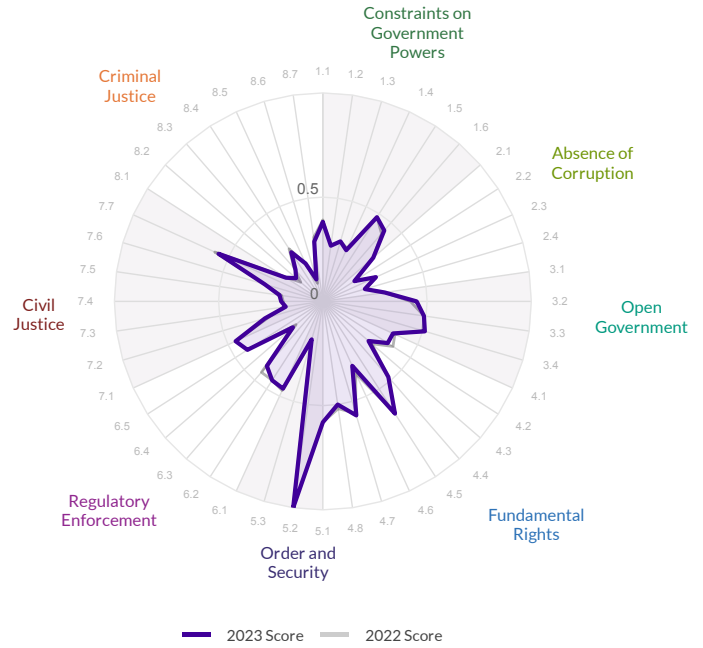
Region: Latin America and Caribbean  
Income Group: Lower-Middle

The scores range from 0 to 1, where 1 signifies the highest possible score and 0 signifies the lowest possible score.

Overall Score	Regional Rank	Income Rank	Global Rank
<b>0.37</b>	<b>29/32</b>	<b>30/37</b>	<b>131/142</b>

Score Change	Rank Change
<b>0.00</b>	<b>1▲</b>

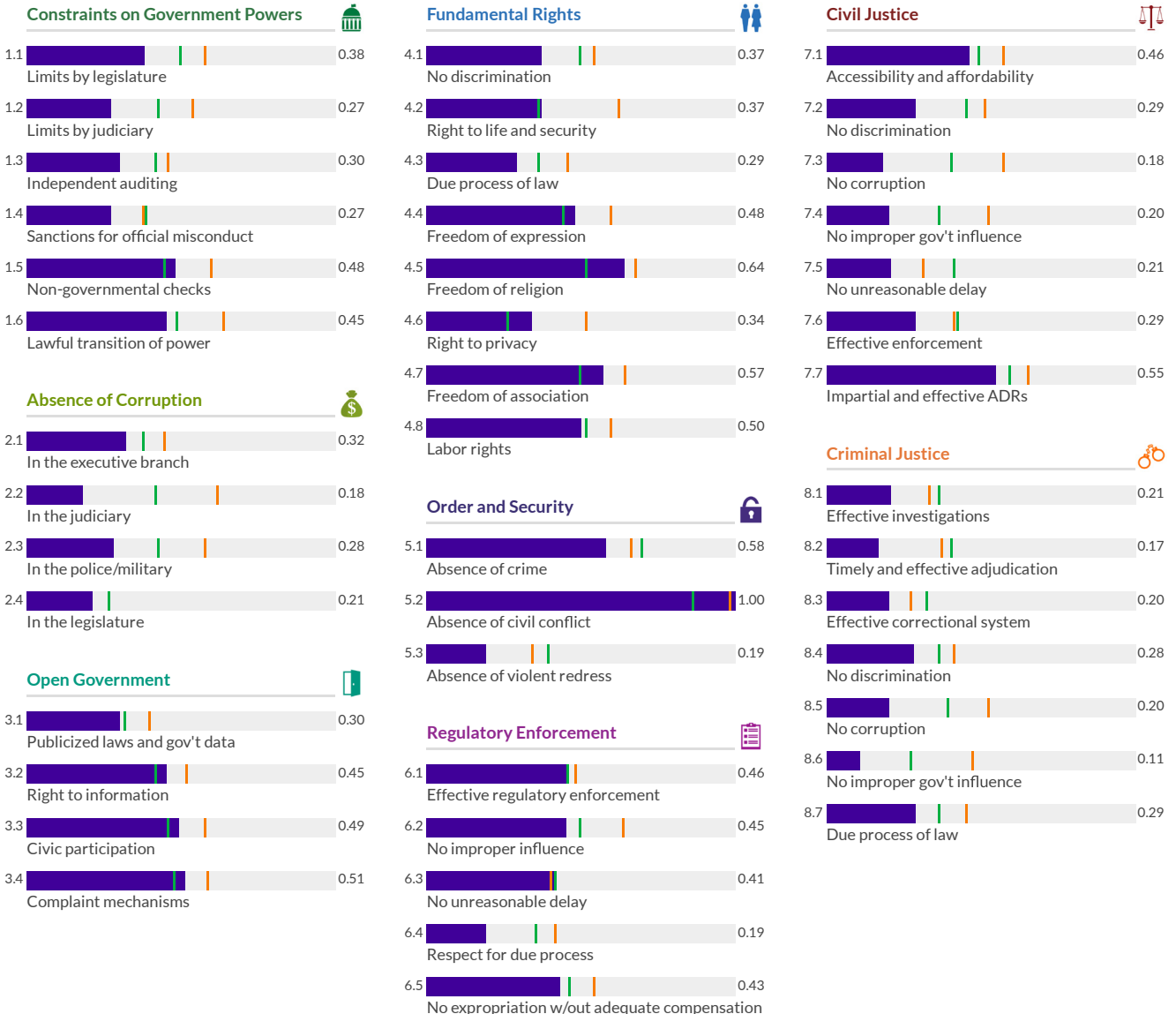
	Factor Score	Score Change	Regional Rank	Income Rank	Global Rank
Constraints on Government Powers	0.36	0.00	30/32	30/37	126/142
Absence of Corruption	0.25	0.00	31/32	34/37	137/142
Open Government	0.44	0.01	28/32	17/37	100/142
Fundamental Rights	0.44	-0.02	29/32	19/37	111/142
Order and Security	0.59	0.00	26/32	30/37	122/142
Regulatory Enforcement	0.39	-0.01	29/32	29/37	125/142
Civil Justice	0.31	0.00	31/32	36/37	140/142
Criminal Justice	0.21	0.00	31/32	37/37	141/142



\* Indicates statistically significant change at the 10 percent level

Low Medium High

— Bolivia — Latin America and Caribbean — Lower-Middle



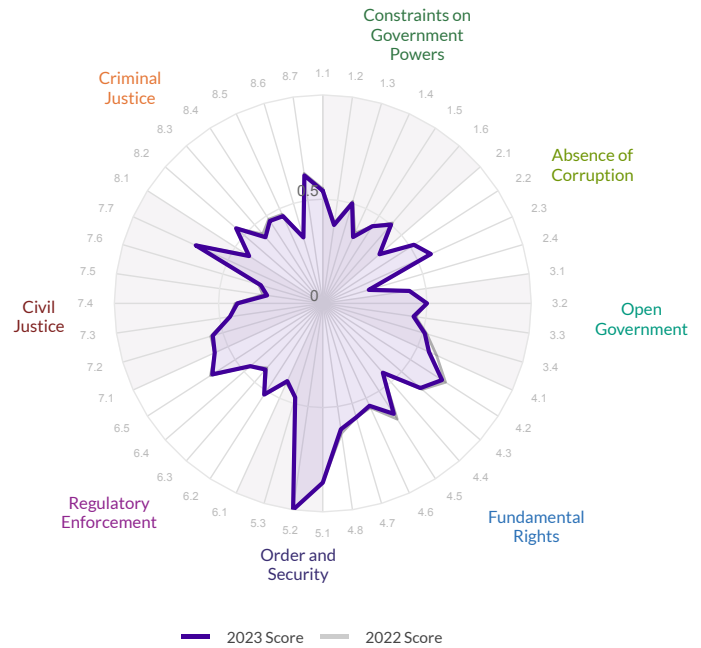
# Bosnia and Herzegovina

Region: Eastern Europe and Central Asia  
Income Group: Upper-Middle

The scores range from 0 to 1, where 1 signifies the highest possible score and 0 signifies the lowest possible score.

Overall Score	Regional Rank	Income Rank	Global Rank
<b>0.51</b>	<b>7/15</b>	<b>21/41</b>	<b>75/142</b>
Score Change	Rank Change		
<b>-0.01</b>	<b>-3</b>		

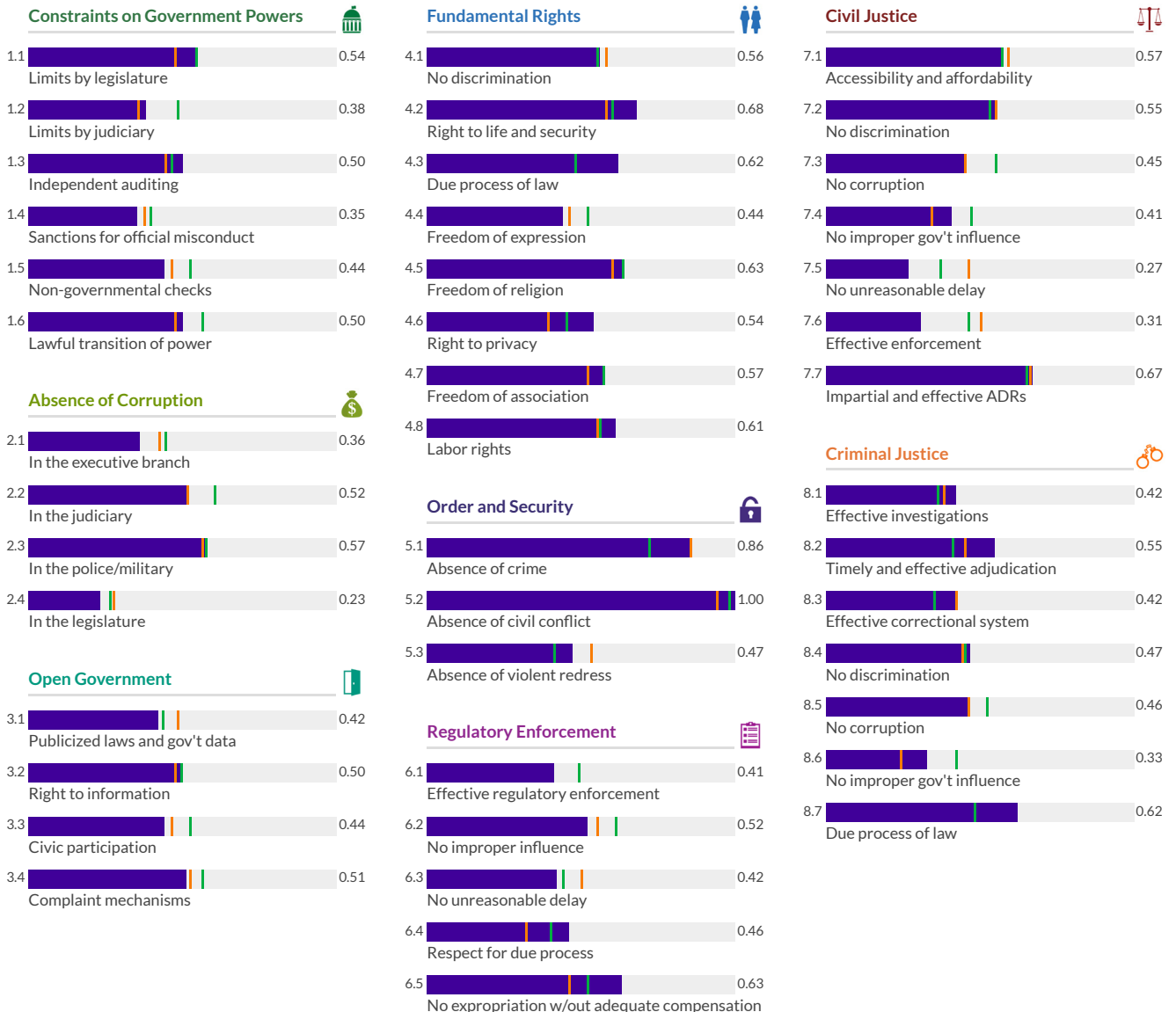
Factor	Score	Score Change	Regional Rank	Income Rank	Global Rank
Constraints on Government Powers	0.45	-0.01	7/15	31/41	101/142
Absence of Corruption	0.42	0.00	9/15	28/41	87/142
Open Government	0.47	0.00	9/15	27/41	83/142
Fundamental Rights	0.58	-0.02	7/15	19/41	64/142
Order and Security	0.77	0.00	10/15	13/41	55/142
Regulatory Enforcement	0.49	0.00	3/15	18/41	71/142
Civil Justice	0.46	-0.01	13/15	32/41	97/142
Criminal Justice	0.47	-0.01	4/15	17/41	63/142



\* Indicates statistically significant change at the 10 percent level

Low Medium High

Bosnia and Herzegovina Eastern Europe and Central Asia Upper-Middle



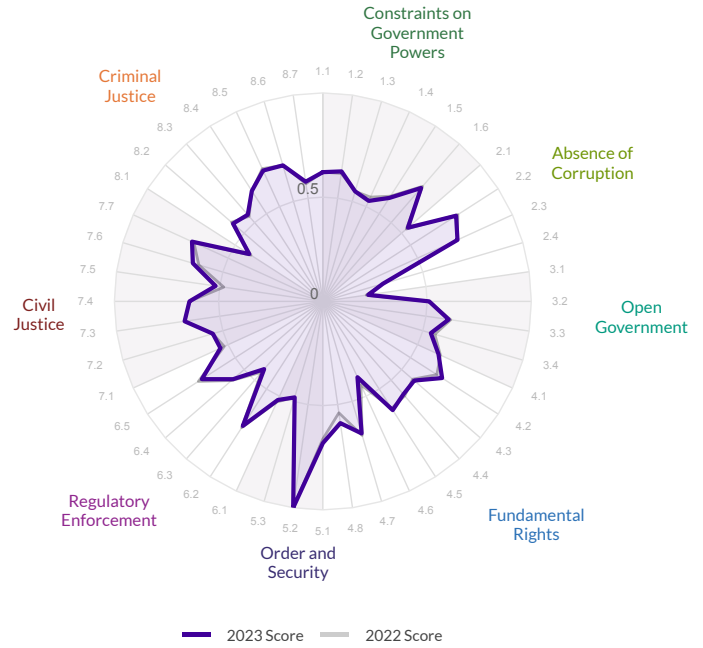
# Botswana

Region: Sub-Saharan Africa  
Income Group: Upper-Middle

The scores range from 0 to 1, where 1 signifies the highest possible score and 0 signifies the lowest possible score.

Overall Score	Regional Rank	Income Rank	Global Rank
<b>0.59</b>	<b>4/34</b>	<b>8/41</b>	<b>51/142</b>
Score Change	Rank Change		
<b>0.00</b>	<b>0</b>		

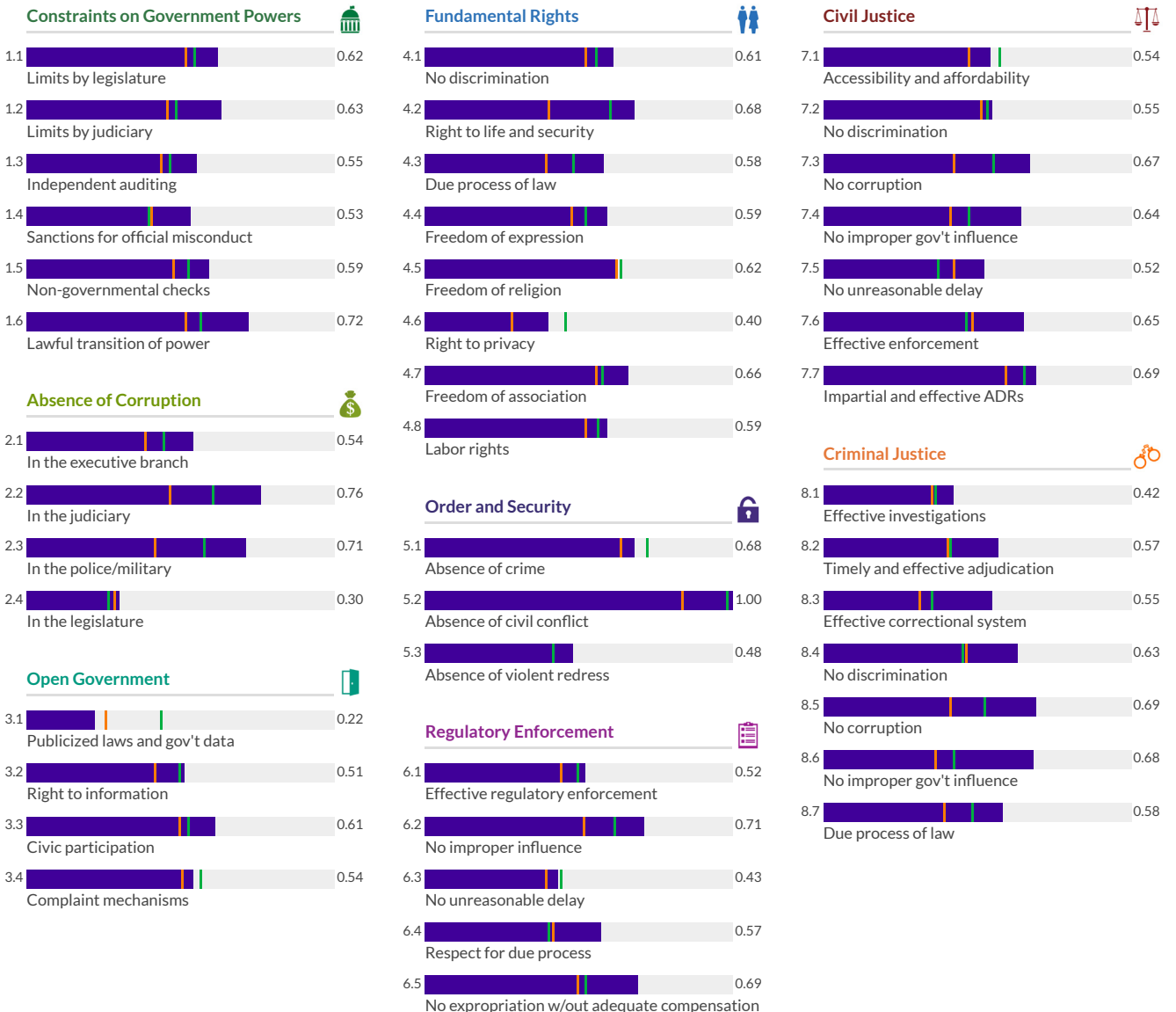
	Factor Score	Score Change	Regional Rank	Income Rank	Global Rank
Constraints on Government Powers	0.61	0.00	4/34	5/41	44/142
Absence of Corruption	0.57	0.00	3/34	9/41	49/142
Open Government	0.47	0.00	8/34	26/41	81/142
Fundamental Rights	0.59	0.00	5/34	17/41	62/142
Order and Security	0.72	0.00	5/34	22/41	72/142
Regulatory Enforcement	0.58	-0.01	3/34	4/41	45/142
Civil Justice	0.61	0.01	4/34	9/41	46/142
Criminal Justice	0.59	0.00	1/34	2/41	32/142



\* Indicates statistically significant change at the 10 percent level

Low Medium High

Botswana Sub-Saharan Africa Upper-Middle



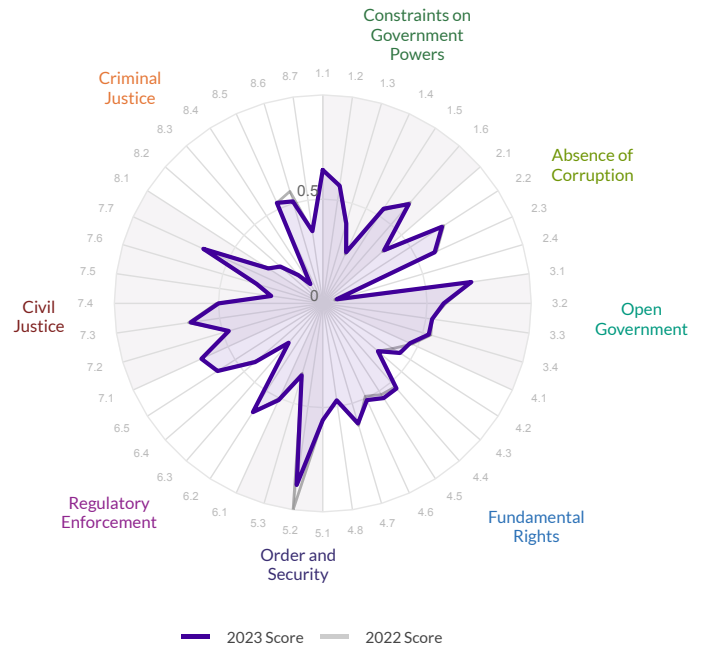
# Brazil

Region: Latin America and Caribbean  
Income Group: Upper-Middle

The scores range from 0 to 1, where 1 signifies the highest possible score and 0 signifies the lowest possible score.

Overall Score	Regional Rank	Income Rank	Global Rank
<b>0.49</b>	<b>19/32</b>	<b>26/41</b>	<b>83/142</b>
Score Change	Rank Change		
<b>0.00</b>	<b>0</b>		

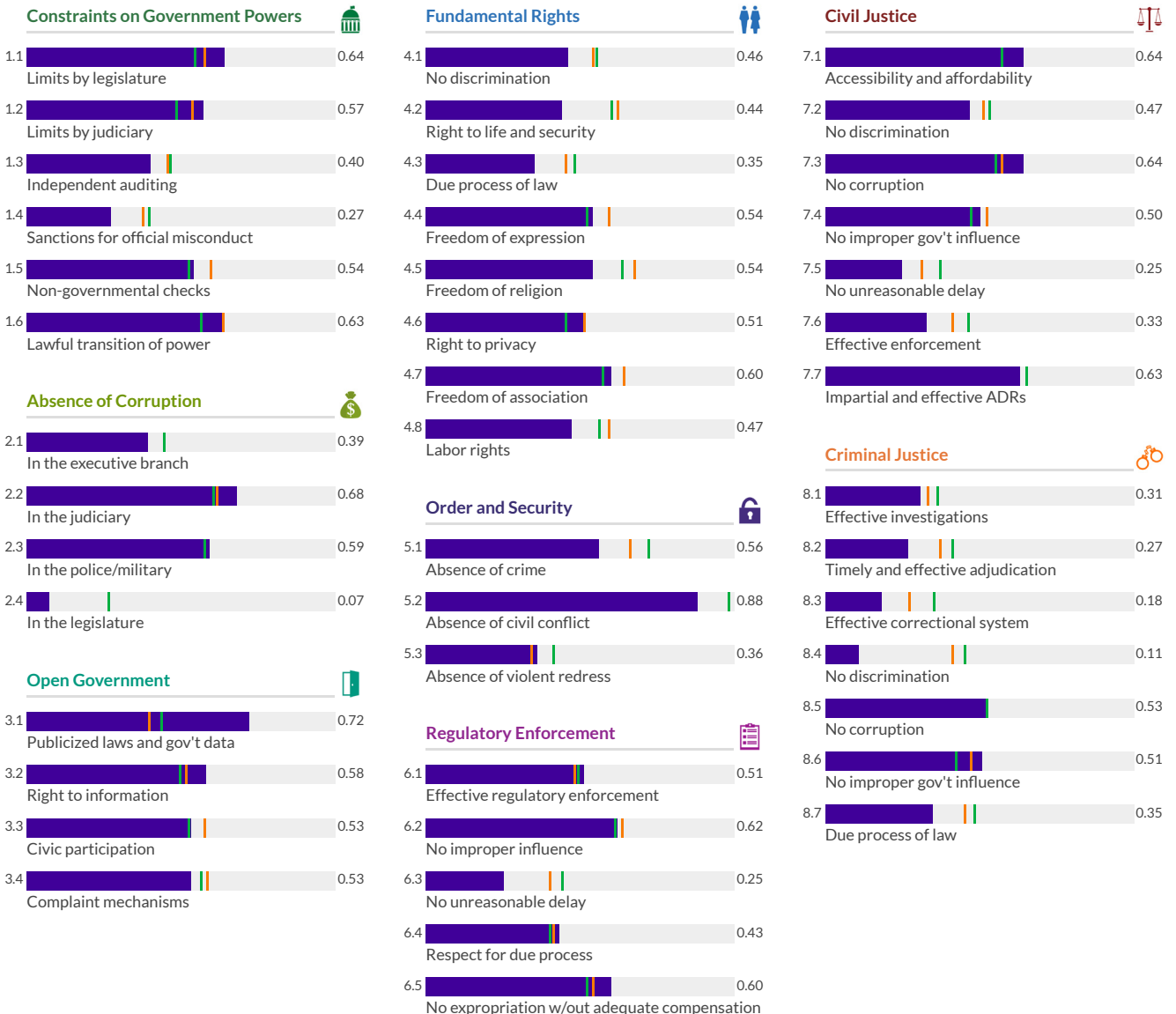
	Factor Score	Score Change	Regional Rank	Income Rank	Global Rank
Constraints on Government Powers	0.51	0.00	19/32	21/41	78/142
Absence of Corruption	0.43	0.00	18/32	27/41	81/142
Open Government	0.59	0.00	6/32	5/41	41/142
Fundamental Rights	0.49	0.01	25/32	31/41	91/142
Order and Security	0.60	-0.04*	25/32	36/41	120/142
Regulatory Enforcement	0.48	0.00	17/32	20/41	76/142
Civil Justice	0.49	0.00	18/32	26/41	84/142
Criminal Justice	0.32	0.00	21/32	34/41	114/142



\* Indicates statistically significant change at the 10 percent level

Low Medium High

— Brazil — Latin America and Caribbean — Upper-Middle



# Bulgaria

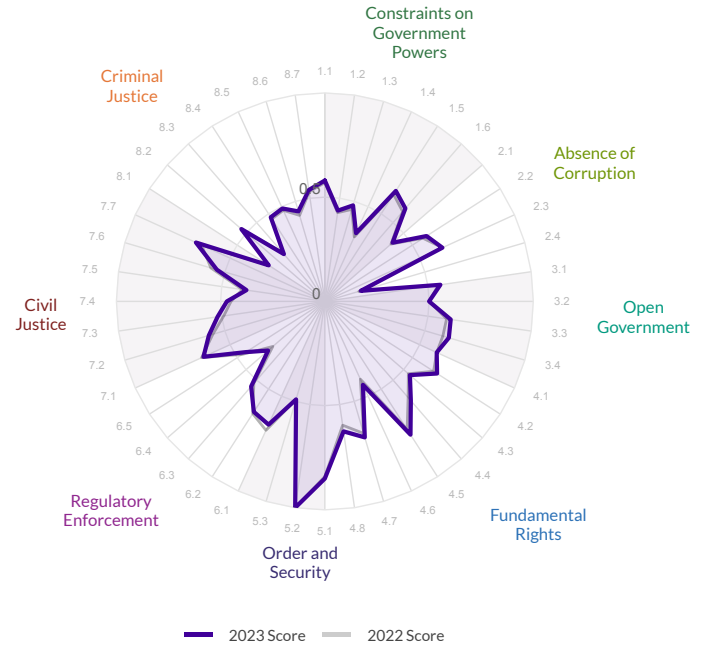
Region: EU, EFTA, and North America  
Income Group: Upper-Middle

The scores range from 0 to 1, where 1 signifies the highest possible score and 0 signifies the lowest possible score.

Overall Score	Regional Rank	Income Rank	Global Rank
0.56	30/31	15/41	59/142

Score Change	Rank Change
0.01▲	3▲

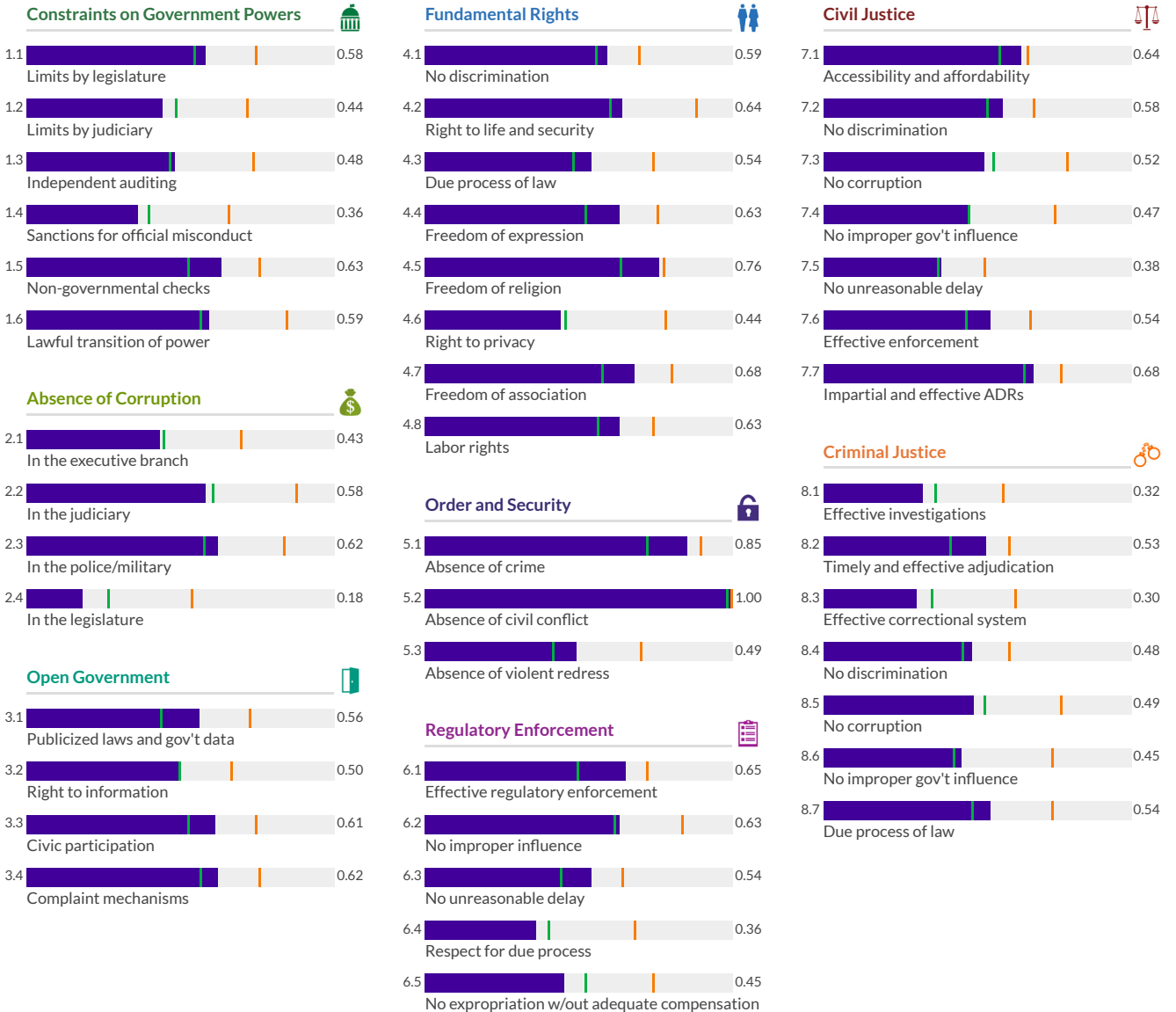
Factor	Score	Score Change	Regional Rank	Income Rank	Global Rank
Constraints on Government Powers	0.51	0.02	30/31	19/41	75/142
Absence of Corruption	0.45	0.01	31/31	20/41	71/142
Open Government	0.57	0.02	30/31	10/41	48/142
Fundamental Rights	0.61	0.02	29/31	13/41	53/142
Order and Security	0.78	0.00	29/31	11/41	52/142
Regulatory Enforcement	0.53	0.00	30/31	13/41	59/142
Civil Justice	0.54	0.00	30/31	16/41	65/142
Criminal Justice	0.44	0.01	31/31	19/41	70/142



\* Indicates statistically significant change at the 10 percent level

Low Medium High

— Bulgaria — EU, EFTA, and North America — Upper-Middle





# Burkina Faso

Region: Sub-Saharan Africa  
Income Group: Low

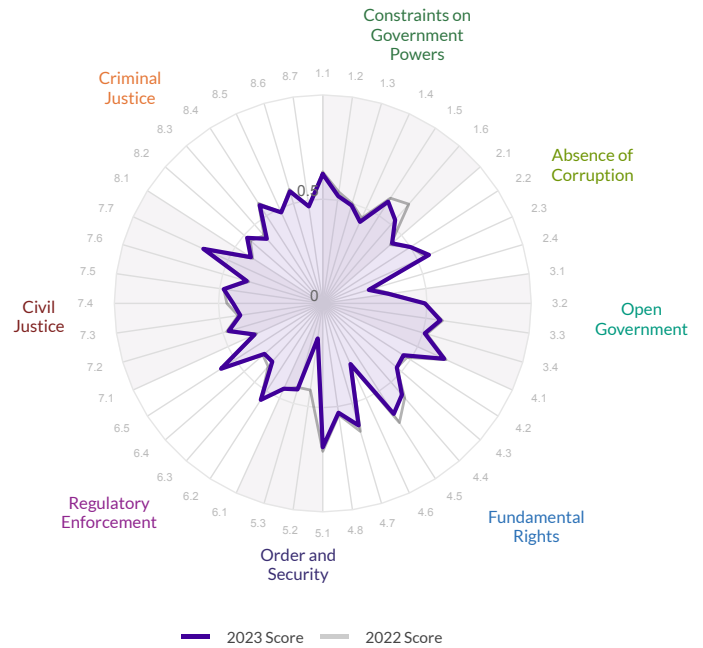
The scores range from 0 to 1, where 1 signifies the highest possible score and 0 signifies the lowest possible score.

Overall Score	Regional Rank	Income Rank	Global Rank
<b>0.47</b>	<b>11/34</b>	<b>4/18</b>	<b>95/142</b>
Score Change	Rank Change		
<b>-0.02 ▾</b>	<b>-11 ▾</b>		

	Factor Score	Score Change	Regional Rank	Income Rank	Global Rank
Constraints on Government Powers	0.53	<b>-0.03*</b>	10/34	4/18	70/142
Absence of Corruption	0.43	0.00	11/34	5/18	84/142
Open Government	0.48	-0.01	7/34	2/18	78/142
Fundamental Rights	0.53	-0.02	8/34	2/18	73/142
Order and Security	0.43	<b>-0.09*</b>	31/34	15/18	137/142
Regulatory Enforcement	0.46	-0.01	13/34	5/18	89/142
Civil Justice	0.45	0.00	18/34	7/18	101/142
Criminal Justice	0.48	0.00	6/34	2/18	59/142

\* Indicates statistically significant change at the 10 percent level

Low Medium High



Burkina Faso Sub-Saharan Africa Low

Category	Item	Score
Constraints on Government Powers	Limits by legislature	0.62
	Limits by judiciary	0.52
	Independent auditing	0.49
	Sanctions for official misconduct	0.43
	Non-governmental checks	0.58
	Lawful transition of power	0.53
Absence of Corruption	In the executive branch	0.44
	In the judiciary	0.50
	In the police/military	0.56
	In the legislature	0.23
Open Government	Publicized laws and gov't data	0.32
	Right to information	0.49
	Civic participation	0.57
	Complaint mechanisms	0.51
Fundamental Rights	No discrimination	0.64
	Right to life and security	0.46
	Due process of law	0.47
	Freedom of expression	0.58
	Freedom of religion	0.63
	Right to privacy	0.32
	Freedom of association	0.61
	Labor rights	0.53
Order and Security	Absence of crime	0.69
	Absence of civil conflict	0.17
	Absence of violent redress	0.43
	Effective regulatory enforcement	0.45
	No improper influence	0.55
Criminal Justice	Effective investigations	0.41
	Timely and effective adjudication	0.48
	Effective correctional system	0.41
	No discrimination	0.56
	No corruption	0.48
	No improper gov't influence	0.56
	Due process of law	0.47
	Accessibility and affordability	0.36
No discrimination	0.47	
No corruption	0.40	
No improper gov't influence	0.43	
No unreasonable delay	0.48	
Effective enforcement	0.38	
Impartial and effective ADRs	0.63	

# Cambodia

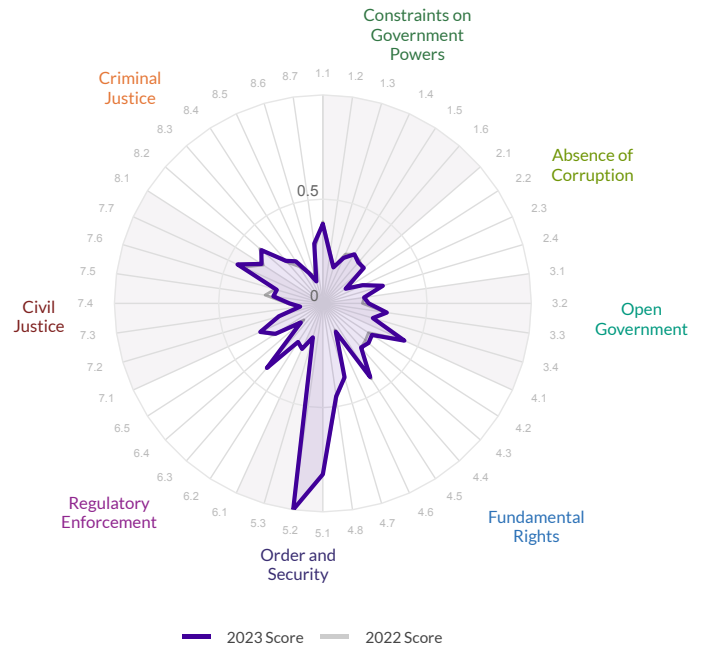
Region: East Asia and Pacific  
Income Group: Lower-Middle

The scores range from 0 to 1, where 1 signifies the highest possible score and 0 signifies the lowest possible score.

Overall Score	Regional Rank	Income Rank	Global Rank
<b>0.31</b>	<b>15/15</b>	<b>37/37</b>	<b>141/142</b>

Score Change	Rank Change
<b>0.00</b>	<b>0</b>

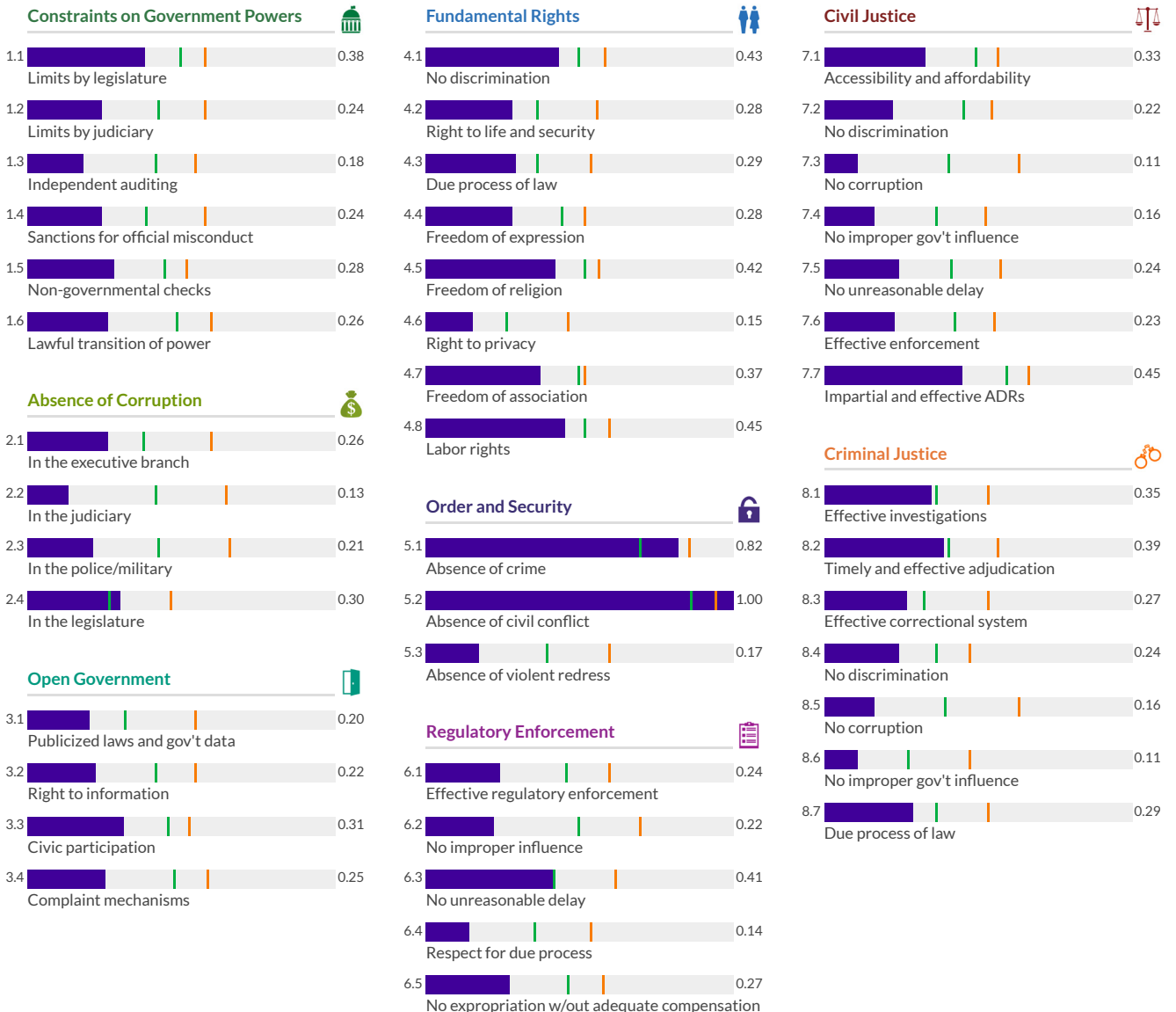
	Factor Score	Score Change	Regional Rank	Income Rank	Global Rank
<b>Constraints on Government Powers</b>	0.26	-0.01	15/15	35/37	138/142
<b>Absence of Corruption</b>	0.23	0.00	15/15	37/37	141/142
<b>Open Government</b>	0.24	0.01	15/15	36/37	141/142
<b>Fundamental Rights</b>	0.33	0.00	13/15	32/37	131/142
<b>Order and Security</b>	0.66	-0.01	14/15	20/37	99/142
<b>Regulatory Enforcement</b>	0.26	0.00	15/15	37/37	141/142
<b>Civil Justice</b>	0.25	-0.01	15/15	37/37	142/142
<b>Criminal Justice</b>	0.26	0.00	14/15	31/37	134/142



\* Indicates statistically significant change at the 10 percent level

Low Medium High

Cambodia East Asia and Pacific Lower-Middle



# Cameroon

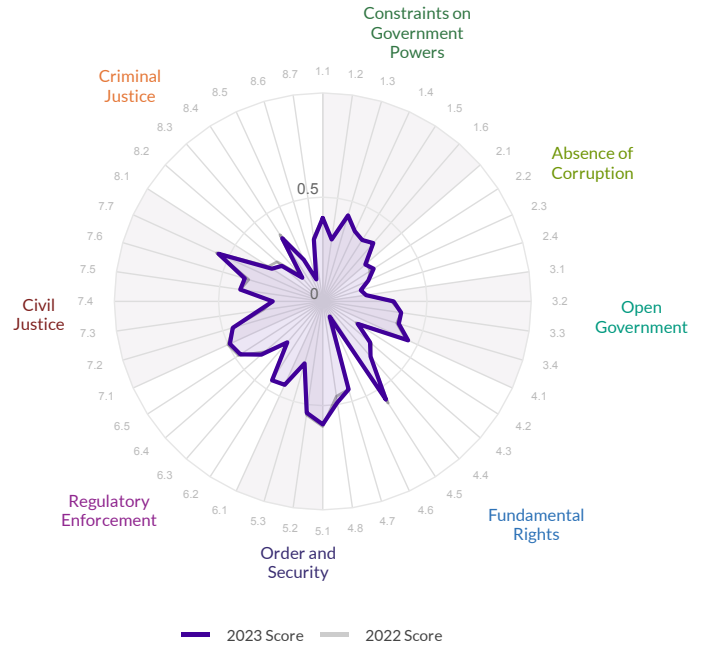
Region: Sub-Saharan Africa  
Income Group: Lower-Middle

The scores range from 0 to 1, where 1 signifies the highest possible score and 0 signifies the lowest possible score.

Overall Score	Regional Rank	Income Rank	Global Rank
0.35	33/34	32/37	134/142

Score Change	Rank Change
0.00	2▲

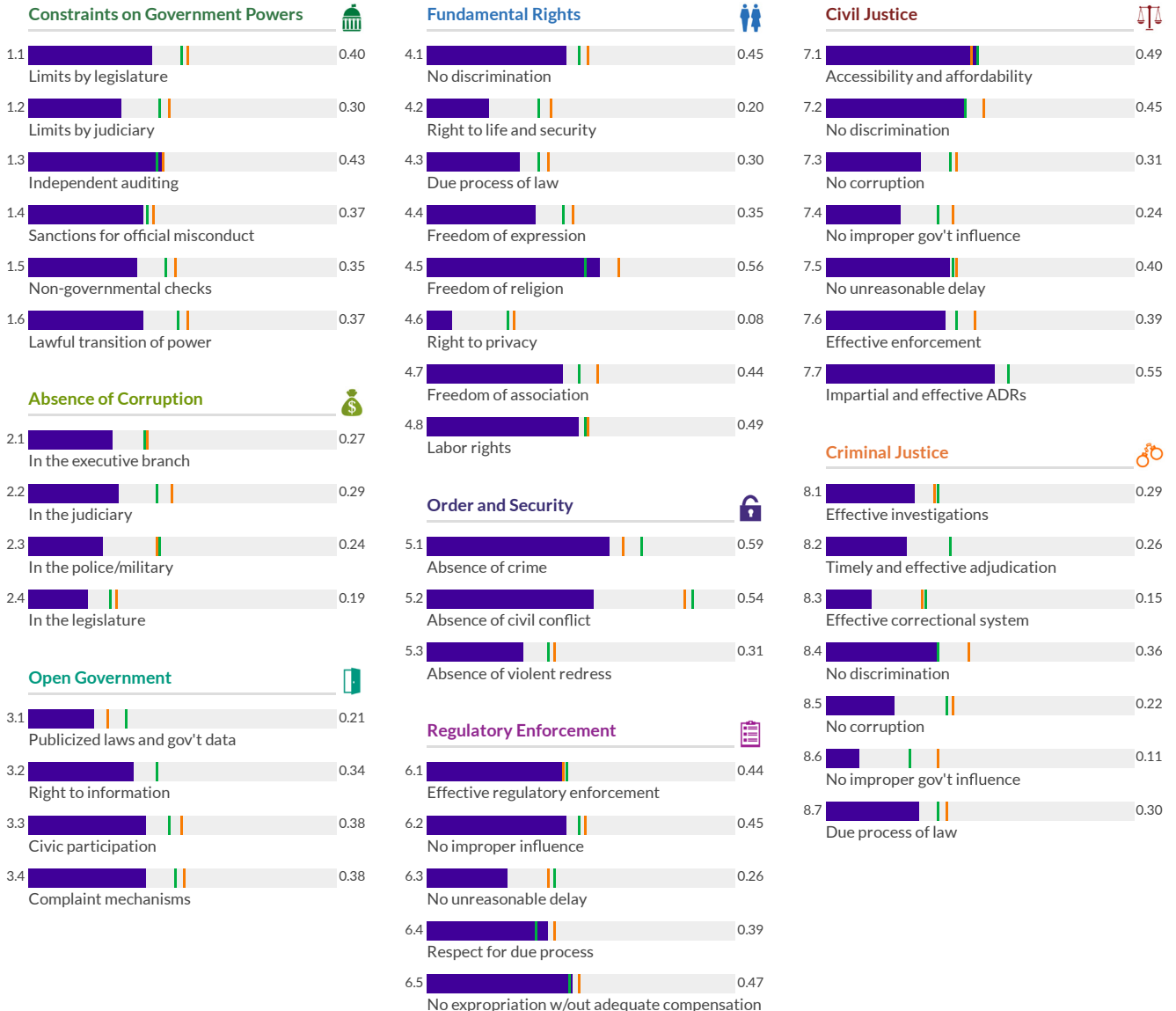
	Factor Score	Score Change	Regional Rank	Income Rank	Global Rank
Constraints on Government Powers	0.37	0.00	28/34	27/37	121/142
Absence of Corruption	0.24	0.00	32/34	35/37	138/142
Open Government	0.33	0.00	31/34	31/37	132/142
Fundamental Rights	0.36	0.00	30/34	30/37	127/142
Order and Security	0.48	-0.01	29/34	34/37	134/142
Regulatory Enforcement	0.40	0.00	24/34	27/37	121/142
Civil Justice	0.40	0.00	28/34	26/37	122/142
Criminal Justice	0.24	-0.02	34/34	36/37	140/142



\* Indicates statistically significant change at the 10 percent level

Low Medium High

Cameroon Sub-Saharan Africa Lower-Middle



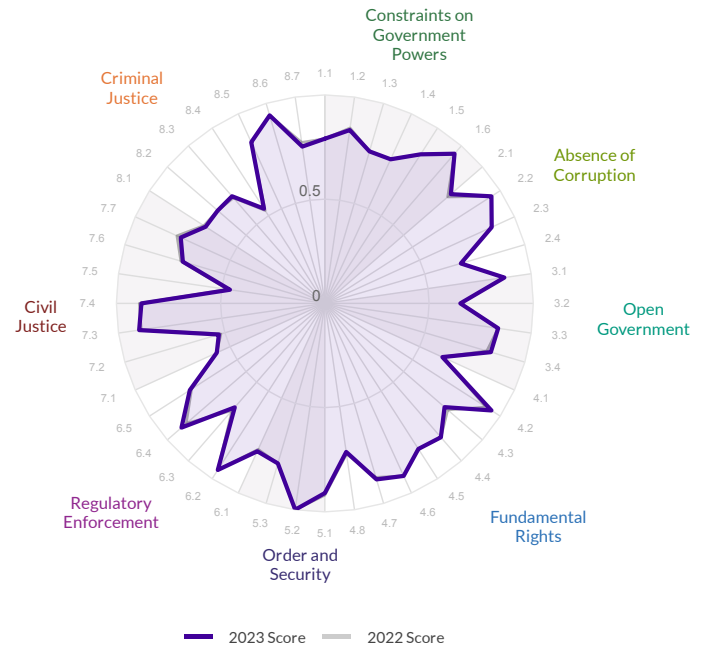
# Canada

Region: EU, EFTA, and North America  
Income Group: High

The scores range from 0 to 1, where 1 signifies the highest possible score and 0 signifies the lowest possible score.

Overall Score	Regional Rank	Income Rank	Global Rank
<b>0.80</b>	<b>11/31</b>	<b>12/46</b>	<b>12/142</b>
Score Change	Rank Change		
<b>0.00</b>	<b>0</b>		

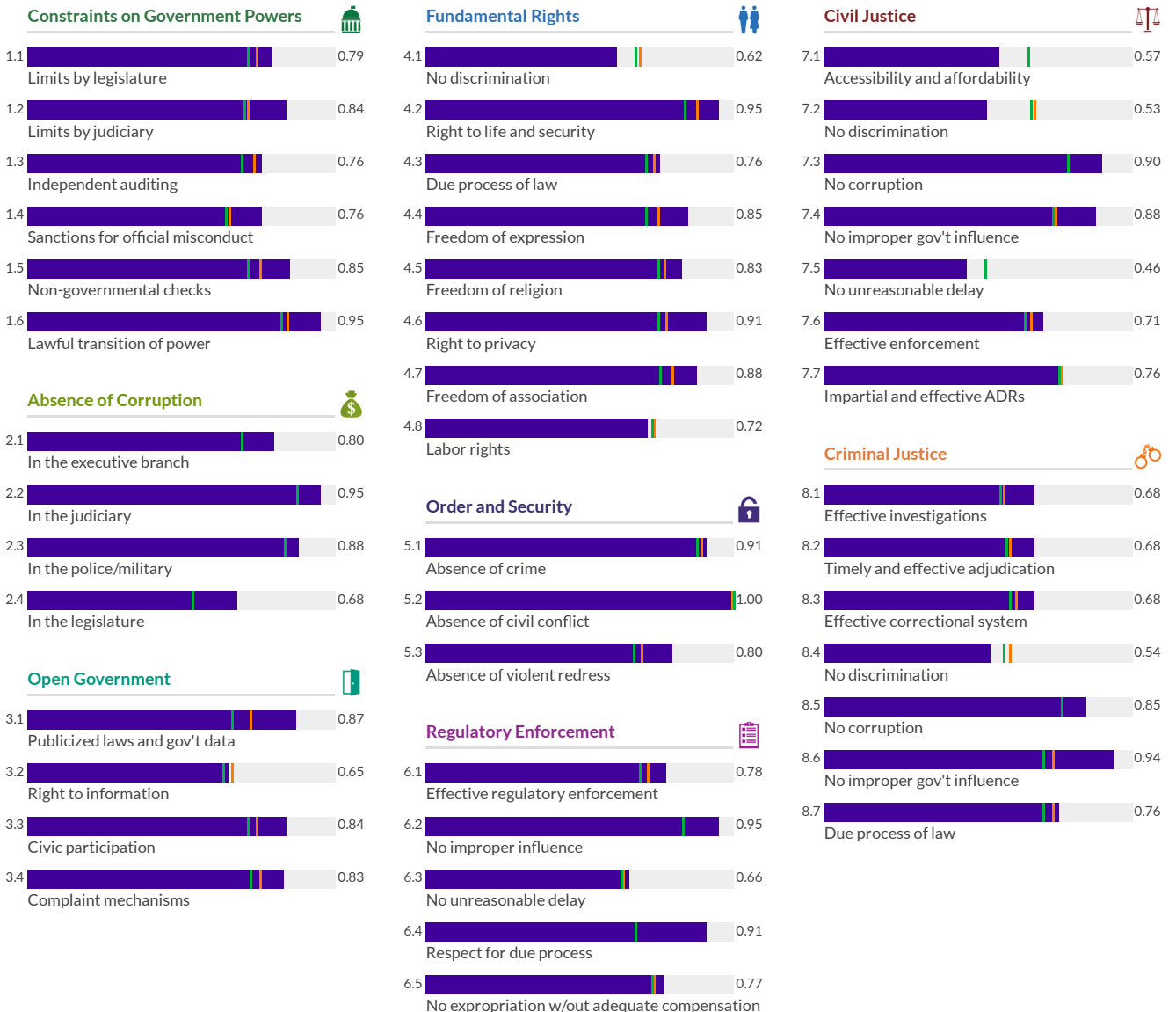
	Factor Score	Score Change	Regional Rank	Income Rank	Global Rank
Constraints on Government Powers	0.82	0.00	10/31	11/46	11/142
Absence of Corruption	0.83	0.00	7/31	10/46	10/142
Open Government	0.80	0.01	8/31	10/46	10/142
Fundamental Rights	0.81	0.00	12/31	13/46	13/142
Order and Security	0.90	0.00	11/31	15/46	15/142
Regulatory Enforcement	0.81	0.00	9/31	12/46	12/142
Civil Justice	0.69	-0.01	17/31	24/46	24/142
Criminal Justice	0.73	0.00	9/31	12/46	12/142



\* Indicates statistically significant change at the 10 percent level

Low Medium High

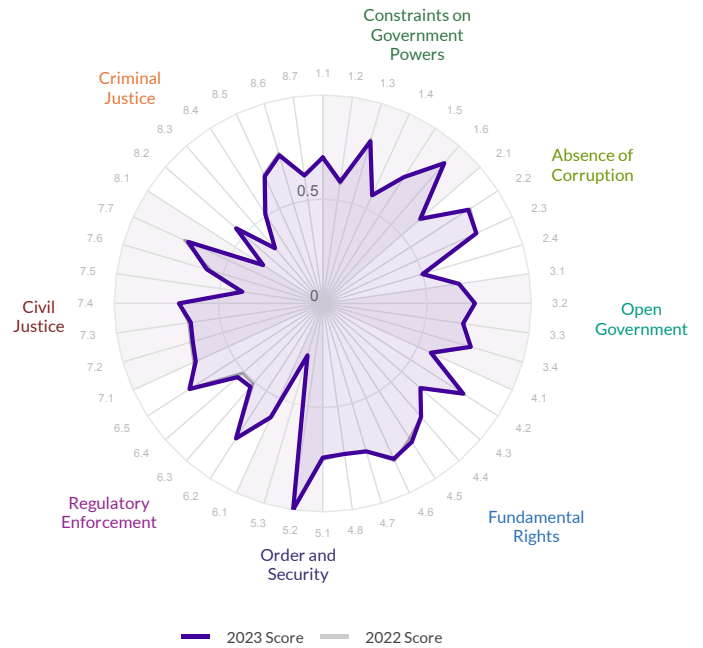
Canada EU, EFTA, and North America High



The scores range from 0 to 1, where 1 signifies the highest possible score and 0 signifies the lowest possible score.

Overall Score	Regional Rank	Income Rank	Global Rank
<b>0.66</b>	<b>3/32</b>	<b>32/46</b>	<b>33/142</b>
Score Change	Rank Change		
<b>0.00</b>	<b>0</b>		

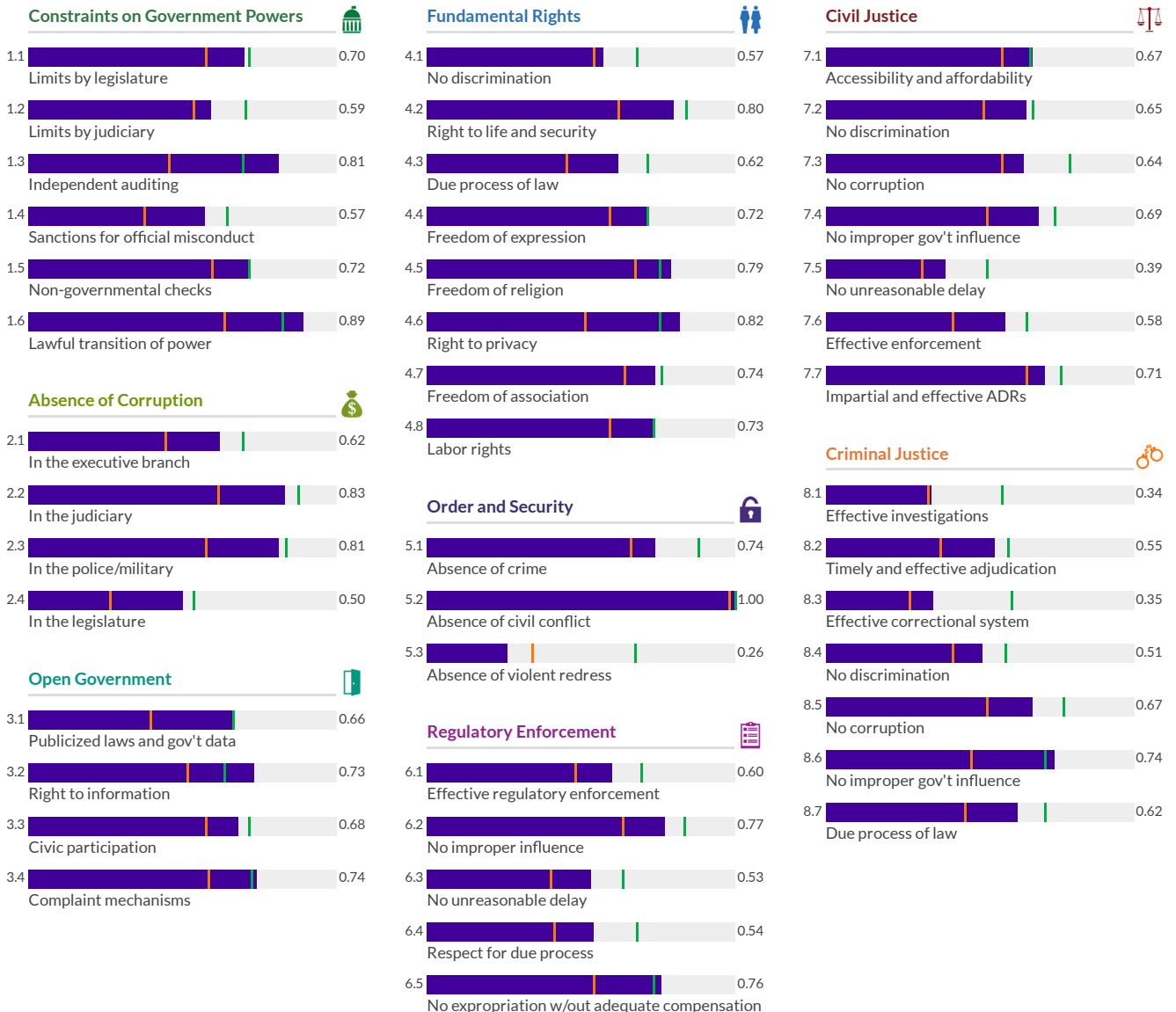
	Factor Score	Score Change	Regional Rank	Income Rank	Global Rank
Constraints on Government Powers	0.71	0.00	3/32	24/46	25/142
Absence of Corruption	0.69	0.00	3/32	28/46	28/142
Open Government	0.70	0.00	2/32	23/46	23/142
Fundamental Rights	0.72	0.00	4/32	30/46	31/142
Order and Security	0.67	0.00	15/32	45/46	96/142
Regulatory Enforcement	0.64	0.01	3/32	31/46	32/142
Civil Justice	0.62	0.00	7/32	35/46	41/142
Criminal Justice	0.54	-0.01	9/32	38/46	48/142



\* Indicates statistically significant change at the 10 percent level

Low Medium High

Chile Latin America and Caribbean High



# China

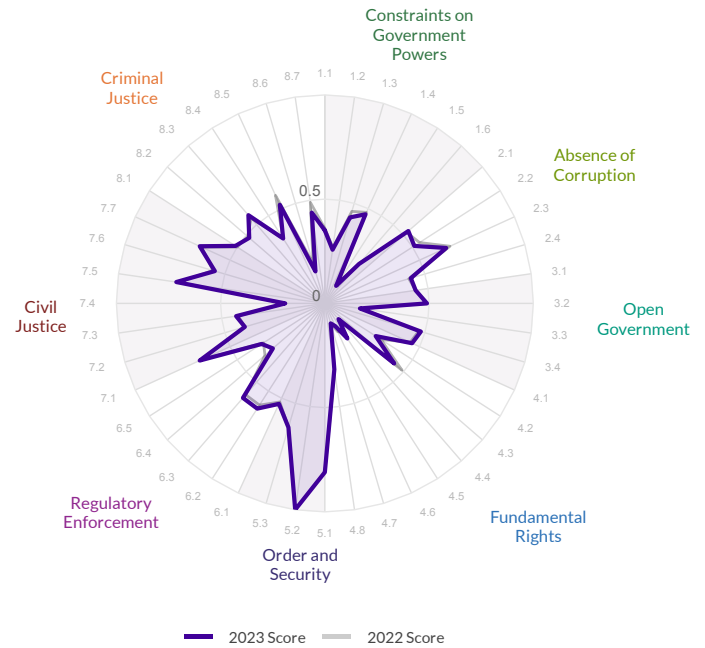
Region: East Asia and Pacific  
Income Group: Upper-Middle

The scores range from 0 to 1, where 1 signifies the highest possible score and 0 signifies the lowest possible score.

Overall Score	Regional Rank	Income Rank	Global Rank
0.47	12/15	33/41	97/142

Score Change	Rank Change
0.00	0

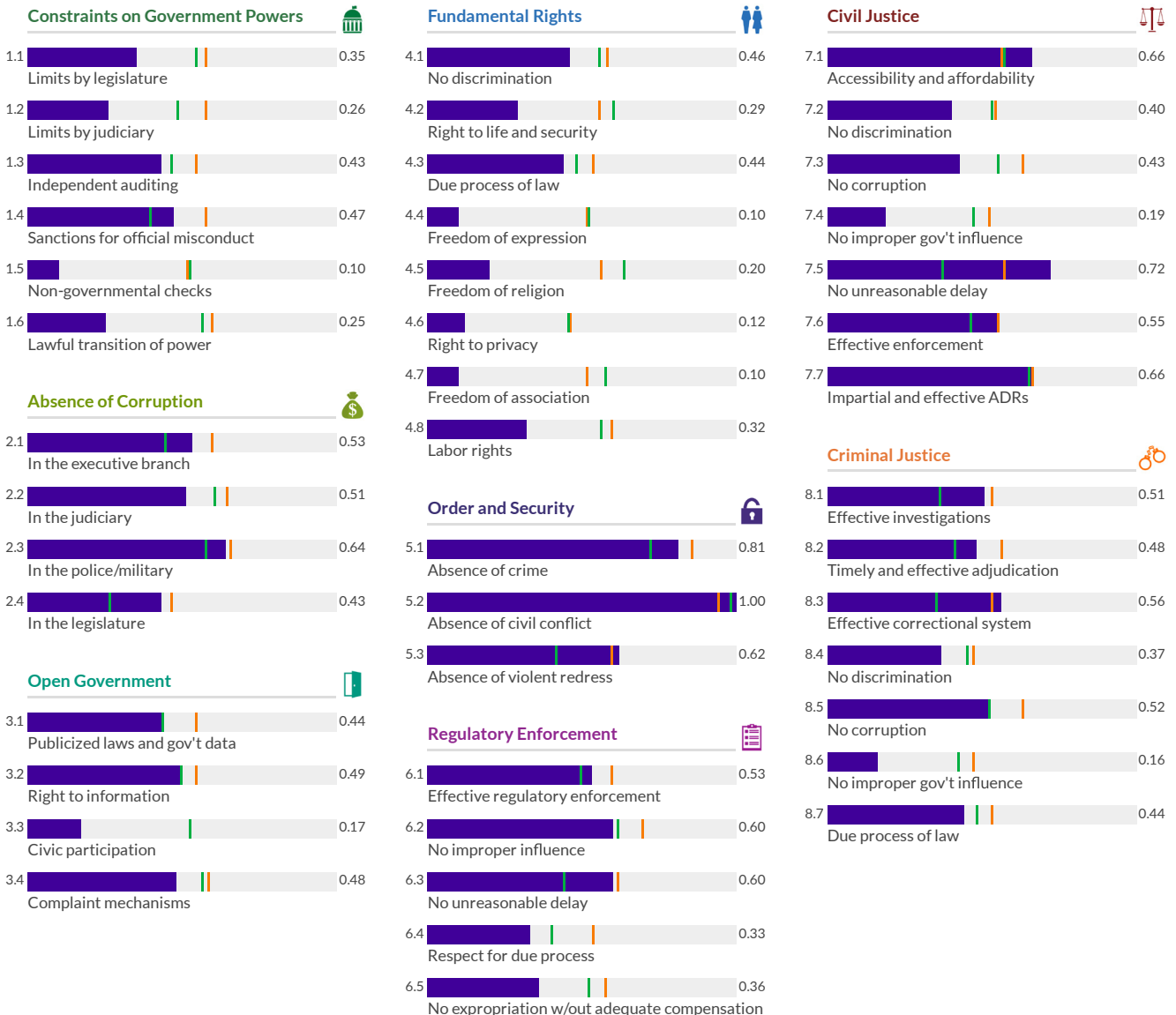
	Factor Score	Score Change	Regional Rank	Income Rank	Global Rank
Constraints on Government Powers	0.31	-0.01	13/15	38/41	134/142
Absence of Corruption	0.53	-0.01	8/15	12/41	57/142
Open Government	0.40	0.00	13/15	36/41	108/142
Fundamental Rights	0.25	-0.01	14/15	41/41	139/142
Order and Security	0.81	0.00	7/15	3/41	39/142
Regulatory Enforcement	0.49	0.00	9/15	19/41	74/142
Civil Justice	0.52	0.00	9/15	21/41	73/142
Criminal Justice	0.43	-0.02	10/15	21/41	74/142



\* Indicates statistically significant change at the 10 percent level

Low Medium High

China East Asia and Pacific Upper-Middle





# Colombia

Region: Latin America and Caribbean  
Income Group: Upper-Middle

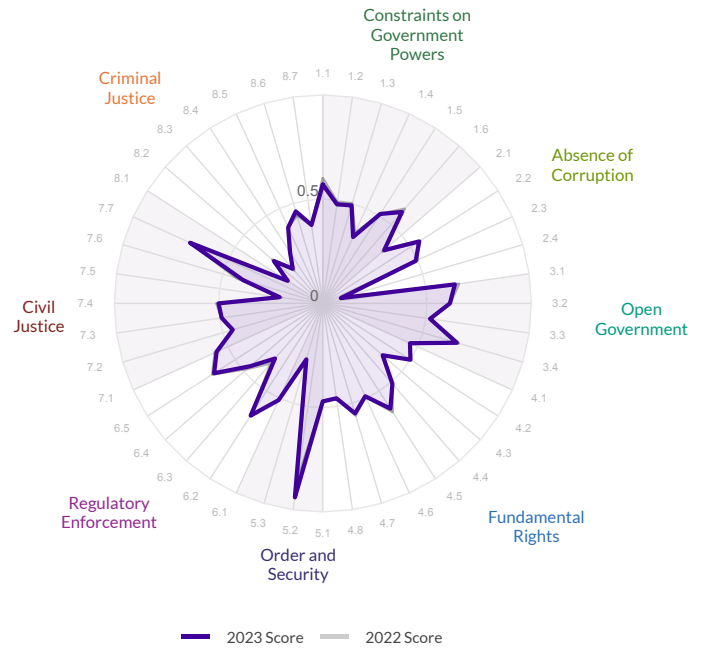
The scores range from 0 to 1, where 1 signifies the highest possible score and 0 signifies the lowest possible score.

Overall Score	Regional Rank	Income Rank	Global Rank
<b>0.48</b>	<b>22/32</b>	<b>31/41</b>	<b>94/142</b>
Score Change	Rank Change		
<b>0.00</b>	<b>-1 ▼</b>		

	Factor Score	Score Change	Regional Rank	Income Rank	Global Rank
Constraints on Government Powers	0.50	-0.01	21/32	23/41	84/142
Absence of Corruption	0.38	0.00	21/32	32/41	103/142
Open Government	0.61	-0.01	4/32	3/41	36/142
Fundamental Rights	0.49	0.00	24/32	29/41	89/142
Order and Security	0.56	<b>0.02*</b>	29/32	39/41	129/142
Regulatory Enforcement	0.52	-0.01	12/32	16/41	63/142
Civil Justice	0.47	0.00	20/32	29/41	91/142
Criminal Justice	0.32	0.00	22/32	35/41	115/142

\* Indicates statistically significant change at the 10 percent level

Low Medium High



Colombia Latin America and Caribbean Upper-Middle

Factor	Score	Regional Rank	Income Rank	Global Rank
<b>Constraints on Government Powers</b>	0.57	21/32	23/41	84/142
1.1 Limits by legislature	0.57	21/32	23/41	84/142
1.2 Limits by judiciary	0.48	21/32	23/41	84/142
1.3 Independent auditing	0.49	21/32	23/41	84/142
1.4 Sanctions for official misconduct	0.35	21/32	23/41	84/142
1.5 Non-governmental checks	0.51	21/32	23/41	84/142
1.6 Lawful transition of power	0.58	21/32	23/41	84/142
<b>Absence of Corruption</b>	0.39	21/32	23/41	84/142
2.1 In the executive branch	0.39	21/32	23/41	84/142
2.2 In the judiciary	0.55	21/32	23/41	84/142
2.3 In the police/military	0.49	21/32	23/41	84/142
2.4 In the legislature	0.09	21/32	23/41	84/142
<b>Open Government</b>	0.64	4/32	3/41	36/142
3.1 Publicized laws and gov't data	0.64	4/32	3/41	36/142
3.2 Right to information	0.61	4/32	3/41	36/142
3.3 Civic participation	0.52	4/32	3/41	36/142
3.4 Complaint mechanisms	0.67	4/32	3/41	36/142
<b>Fundamental Rights</b>	0.46	24/32	29/41	89/142
4.1 No discrimination	0.46	24/32	29/41	89/142
4.2 Right to life and security	0.50	24/32	29/41	89/142
4.3 Due process of law	0.38	24/32	29/41	89/142
4.4 Freedom of expression	0.51	24/32	29/41	89/142
4.5 Freedom of religion	0.60	24/32	29/41	89/142
4.6 Right to privacy	0.49	24/32	29/41	89/142
4.7 Freedom of association	0.55	24/32	29/41	89/142
4.8 Labor rights	0.46	24/32	29/41	89/142
<b>Order and Security</b>	0.47	29/32	39/41	129/142
5.1 Absence of crime	0.47	29/32	39/41	129/142
5.2 Absence of civil conflict	0.94	29/32	39/41	129/142
5.3 Absence of violent redress	0.28	29/32	39/41	129/142
<b>Regulatory Enforcement</b>	0.51	12/32	16/41	63/142
6.1 Effective regulatory enforcement	0.51	12/32	16/41	63/142
6.2 No improper influence	0.64	12/32	16/41	63/142
6.3 No unreasonable delay	0.35	12/32	16/41	63/142
6.4 Respect for due process	0.46	12/32	16/41	63/142
6.5 No expropriation w/out adequate compensation	0.62	12/32	16/41	63/142
<b>Civil Justice</b>	0.56	20/32	29/41	91/142
7.1 Accessibility and affordability	0.56	20/32	29/41	91/142
7.2 No discrimination	0.45	20/32	29/41	91/142
7.3 No corruption	0.49	20/32	29/41	91/142
7.4 No improper gov't influence	0.50	20/32	29/41	91/142
7.5 No unreasonable delay	0.21	20/32	29/41	91/142
7.6 Effective enforcement	0.40	20/32	29/41	91/142
7.7 Impartial and effective ADRs	0.70	20/32	29/41	91/142
<b>Criminal Justice</b>	0.32	22/32	35/41	115/142
8.1 Effective investigations	0.20	22/32	35/41	115/142
8.2 Timely and effective adjudication	0.31	22/32	35/41	115/142
8.3 Effective correctional system	0.22	22/32	35/41	115/142
8.4 No discrimination	0.29	22/32	35/41	115/142
8.5 No corruption	0.40	22/32	35/41	115/142
8.6 No improper gov't influence	0.46	22/32	35/41	115/142
8.7 Due process of law	0.38	22/32	35/41	115/142

# Congo, Dem. Rep.

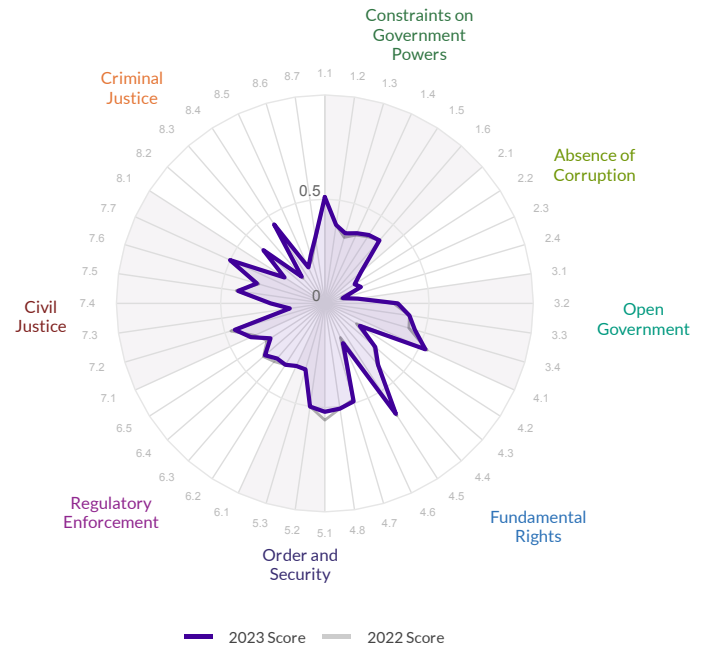
Region: Sub-Saharan Africa  
Income Group: Low

The scores range from 0 to 1, where 1 signifies the highest possible score and 0 signifies the lowest possible score.

Overall Score	Regional Rank	Income Rank	Global Rank
0.34	34/34	17/18	138/142

Score Change	Rank Change
0.00	1 ▲

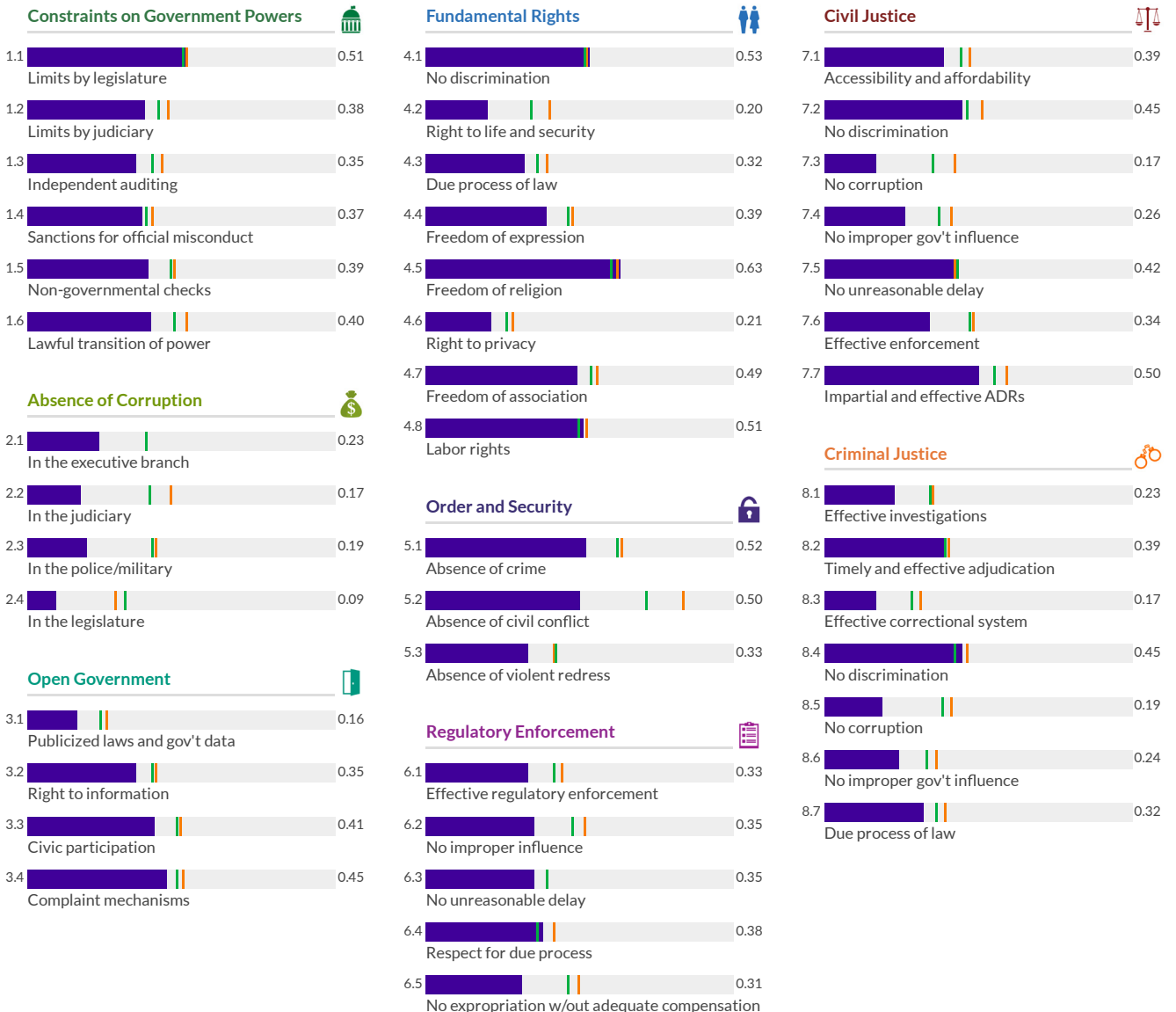
	Factor Score	Score Change	Regional Rank	Income Rank	Global Rank
Constraints on Government Powers	0.40	0.01	22/34	11/18	112/142
Absence of Corruption	0.17	0.00	34/34	18/18	142/142
Open Government	0.34	0.01	28/34	16/18	128/142
Fundamental Rights	0.41	0.01	24/34	12/18	118/142
Order and Security	0.45	-0.01*	30/34	14/18	136/142
Regulatory Enforcement	0.34	-0.01	32/34	17/18	137/142
Civil Justice	0.36	0.00	33/34	16/18	132/142
Criminal Justice	0.28	0.01	31/34	16/18	128/142



\* Indicates statistically significant change at the 10 percent level

Low Medium High

— Congo, Dem. Rep. — Sub-Saharan Africa — Low



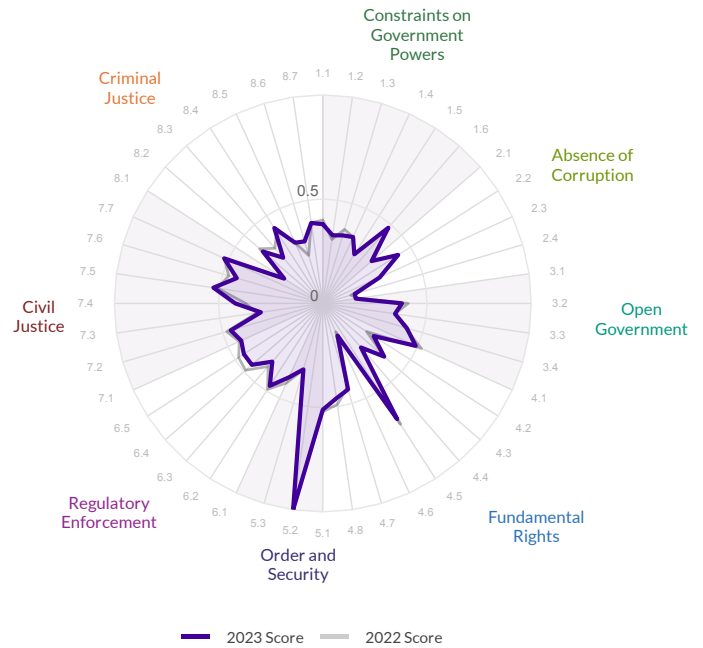
# Congo, Rep.

The scores range from 0 to 1, where 1 signifies the highest possible score and 0 signifies the lowest possible score.

Overall Score	Regional Rank	Income Rank	Global Rank
0.40	25/34	25/37	122/142

Score Change	Rank Change
-0.01 ▾	0

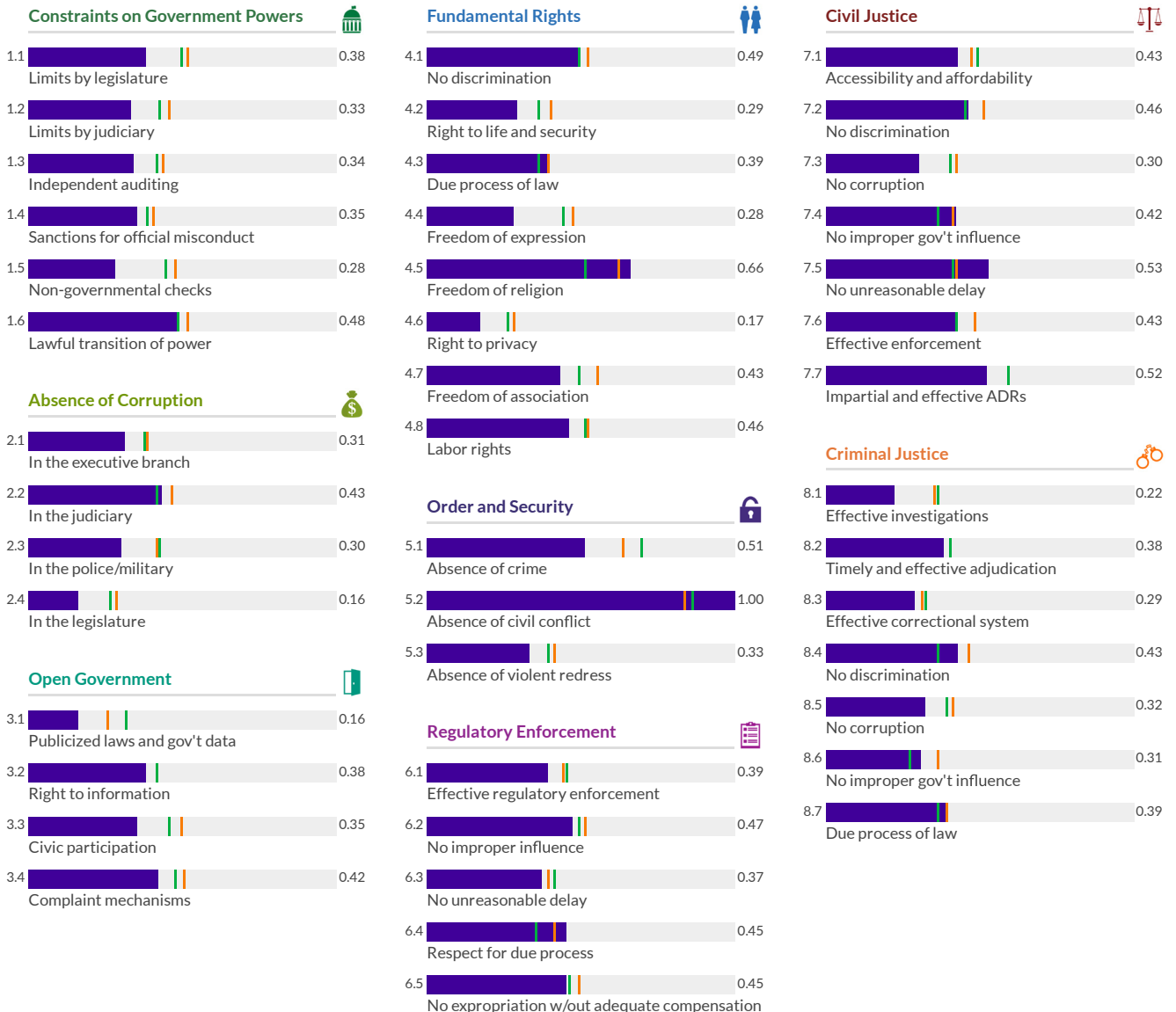
	Factor Score	Score Change	Regional Rank	Income Rank	Global Rank
Constraints on Government Powers	0.36	0.00	29/34	28/37	124/142
Absence of Corruption	0.30	0.00	26/34	29/37	126/142
Open Government	0.33	-0.01	30/34	30/37	131/142
Fundamental Rights	0.40	0.00	26/34	26/37	121/142
Order and Security	0.61	0.00	21/34	28/37	117/142
Regulatory Enforcement	0.43	-0.03	19/34	23/37	110/142
Civil Justice	0.44	0.00	19/34	20/37	106/142
Criminal Justice	0.34	0.00	24/34	22/37	108/142



\* Indicates statistically significant change at the 10 percent level

Low Medium High

Congo, Rep. Sub-Saharan Africa Lower-Middle



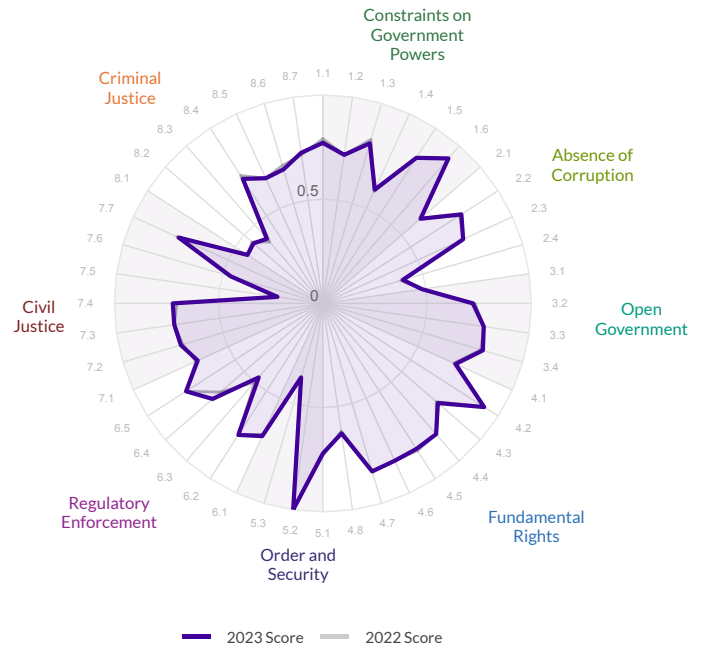
# Costa Rica

Region: Latin America and Caribbean  
Income Group: Upper-Middle

The scores range from 0 to 1, where 1 signifies the highest possible score and 0 signifies the lowest possible score.

Overall Score	Regional Rank	Income Rank	Global Rank
<b>0.68</b>	<b>2/32</b>	<b>1/41</b>	<b>29/142</b>
Score Change	Rank Change		
<b>0.00</b>	<b>0</b>		

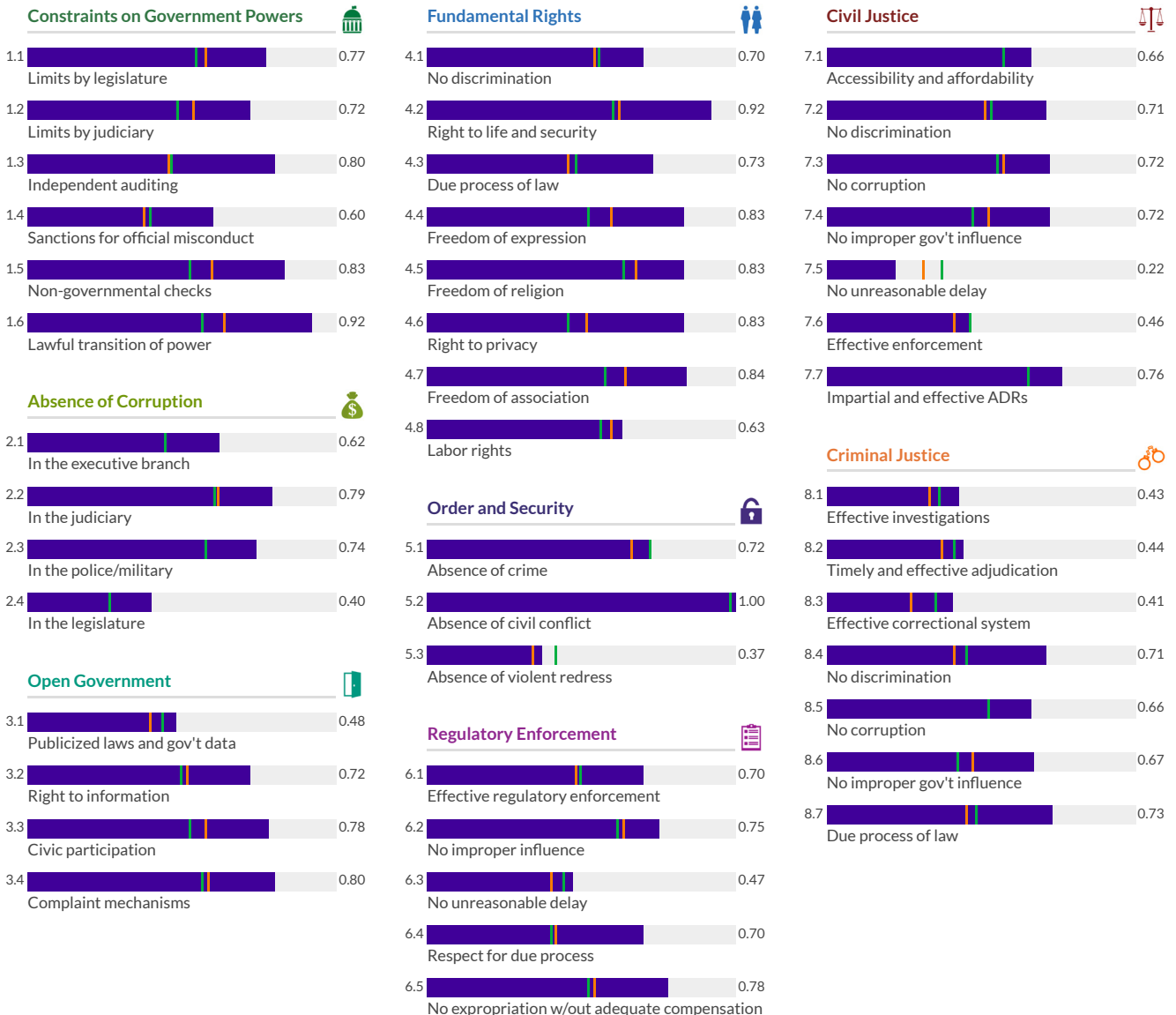
	Factor Score	Score Change	Regional Rank	Income Rank	Global Rank
Constraints on Government Powers	0.77	-0.01	1/32	1/41	16/142
Absence of Corruption	0.64	0.01	7/32	4/41	42/142
Open Government	0.70	0.00	3/32	1/41	24/142
Fundamental Rights	0.79	0.00	2/32	1/41	16/142
Order and Security	0.70	0.00	13/32	26/41	85/142
Regulatory Enforcement	0.68	0.00	2/32	1/41	28/142
Civil Justice	0.61	0.00	9/32	10/41	47/142
Criminal Justice	0.58	0.00	5/32	3/41	36/142



\* Indicates statistically significant change at the 10 percent level

Low Medium High

Costa Rica Latin America and Caribbean Upper-Middle



# Côte d'Ivoire

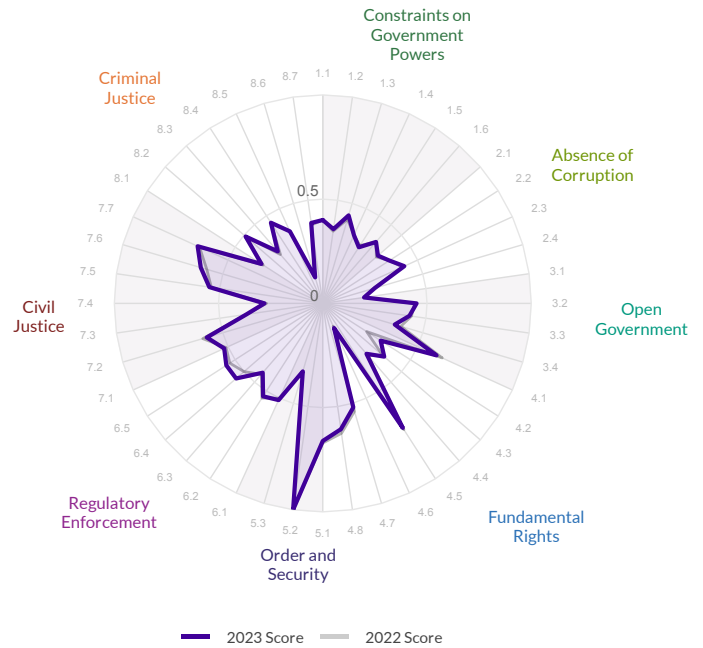
Region: Sub-Saharan Africa  
Income Group: Lower-Middle

The scores range from 0 to 1, where 1 signifies the highest possible score and 0 signifies the lowest possible score.

Overall Score	Regional Rank	Income Rank	Global Rank
0.45	16/34	19/37	106/142

Score Change	Rank Change
0.00	4▲

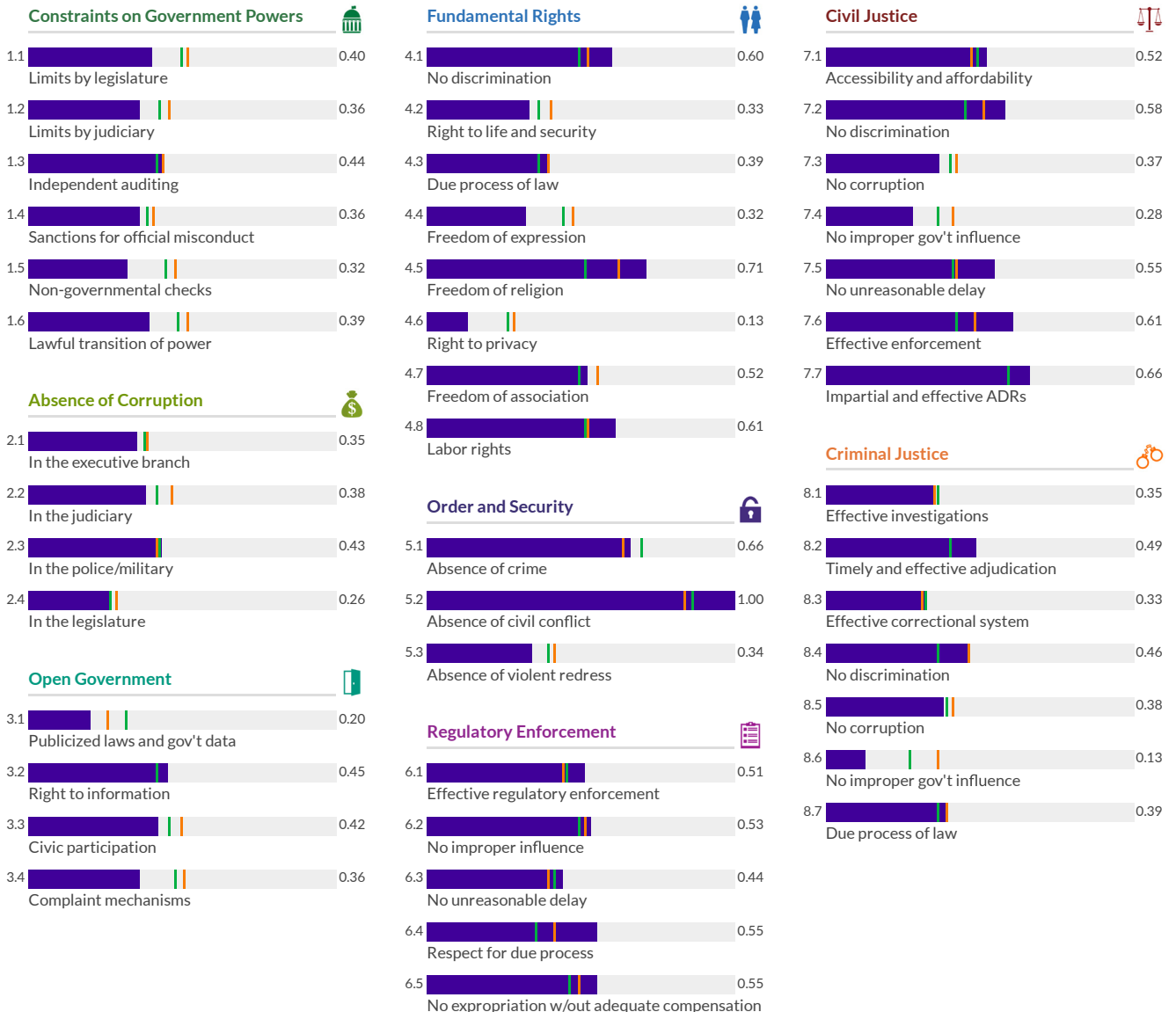
	Factor Score	Score Change	Regional Rank	Income Rank	Global Rank
Constraints on Government Powers	0.38	0.00	26/34	24/37	117/142
Absence of Corruption	0.35	0.01	19/34	21/37	111/142
Open Government	0.36	0.00	26/34	27/37	124/142
Fundamental Rights	0.45	0.00	20/34	15/37	105/142
Order and Security	0.67	0.00	16/34	19/37	97/142
Regulatory Enforcement	0.52	0.01	8/34	4/37	62/142
Civil Justice	0.51	0.01	9/34	9/37	77/142
Criminal Justice	0.36	0.00	18/34	20/37	100/142



\* Indicates statistically significant change at the 10 percent level

Low Medium High

— Côte d'Ivoire — Sub-Saharan Africa — Lower-Middle



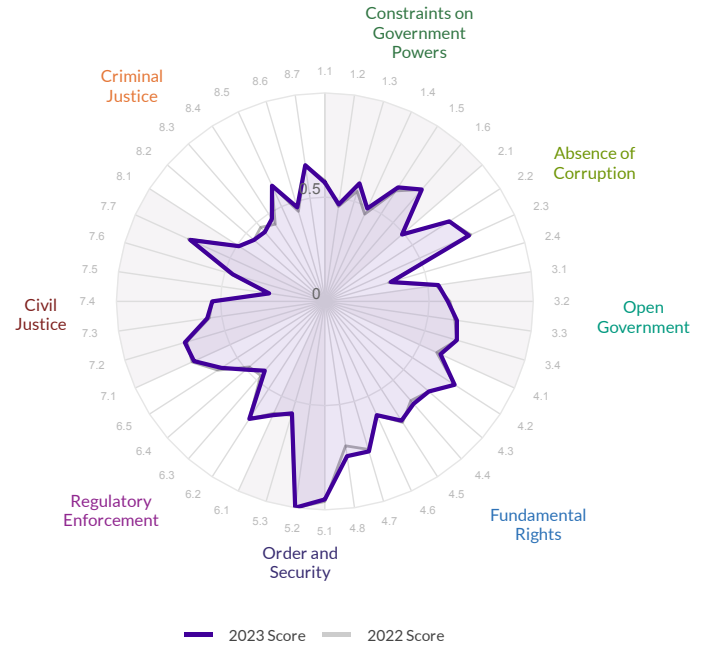
# Croatia

Region: EU, EFTA, and North America  
Income Group: High

The scores range from 0 to 1, where 1 signifies the highest possible score and 0 signifies the lowest possible score.

Overall Score	Regional Rank	Income Rank	Global Rank
<b>0.61</b>	<b>28/31</b>	<b>40/46</b>	<b>45/142</b>
Score Change	Rank Change		
<b>0.00</b>	<b>2▲</b>		

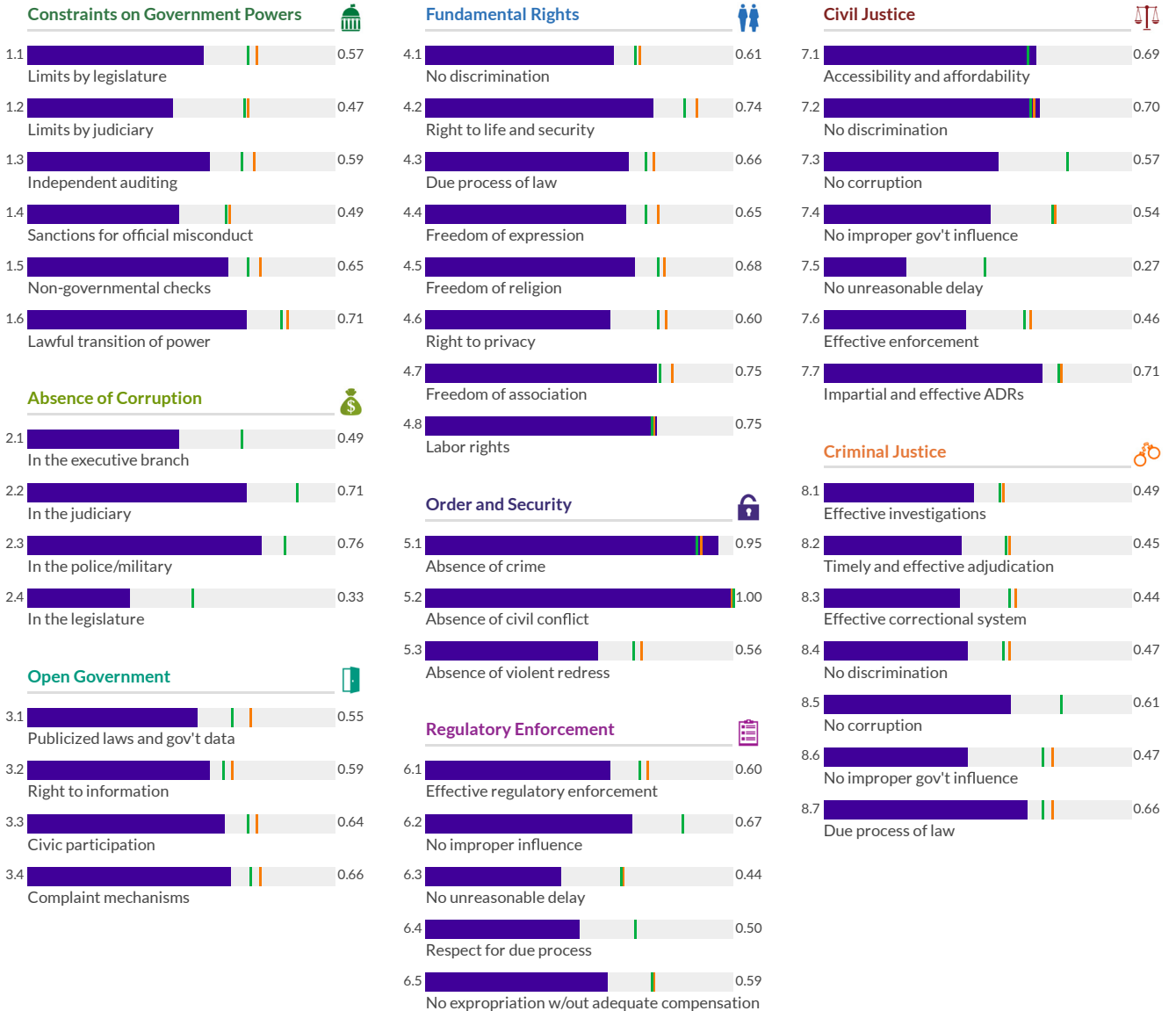
	Factor Score	Score Change	Regional Rank	Income Rank	Global Rank
Constraints on Government Powers	0.58	0.02	28/31	39/46	53/142
Absence of Corruption	0.57	0.00	26/31	40/46	50/142
Open Government	0.61	0.00	26/31	34/46	37/142
Fundamental Rights	0.68	0.01	25/31	34/46	37/142
Order and Security	0.84	-0.01	21/31	29/46	31/142
Regulatory Enforcement	0.56	-0.01	28/31	41/46	50/142
Civil Justice	0.56	0.00	28/31	42/46	58/142
Criminal Justice	0.51	0.00	28/31	41/46	54/142



\* Indicates statistically significant change at the 10 percent level

Low Medium High

— Croatia — EU, EFTA, and North America — High





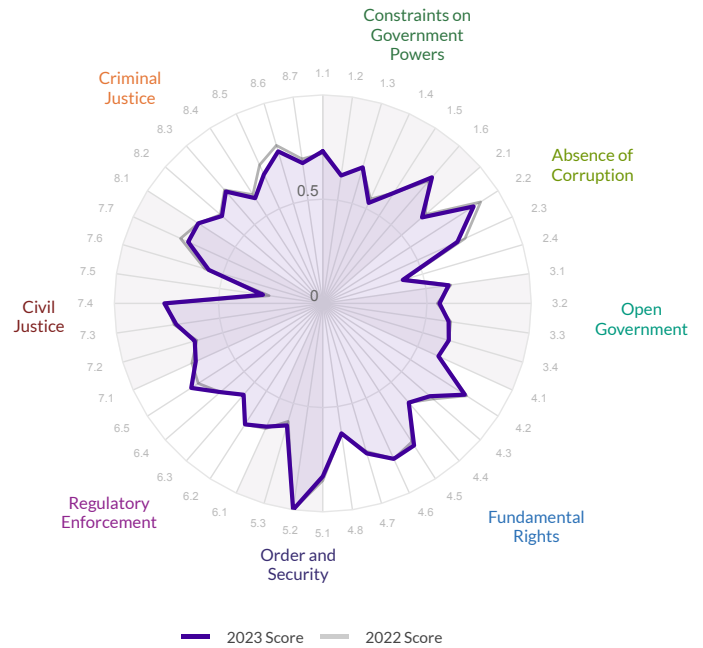
# Cyprus

Region: EU, EFTA, and North America  
Income Group: High

The scores range from 0 to 1, where 1 signifies the highest possible score and 0 signifies the lowest possible score.

Overall Score	Regional Rank	Income Rank	Global Rank
<b>0.68</b>	<b>23/31</b>	<b>30/46</b>	<b>31/142</b>
Score Change	Rank Change		
<b>-0.01</b>	<b>-3</b>		

	Factor Score	Score Change	Regional Rank	Income Rank	Global Rank
Constraints on Government Powers	0.66	0.00	24/31	31/46	32/142
Absence of Corruption	0.65	-0.03	24/31	36/46	40/142
Open Government	0.60	0.00	28/31	36/46	40/142
Fundamental Rights	0.72	0.00	24/31	31/46	32/142
Order and Security	0.81	0.00	26/31	34/46	38/142
Regulatory Enforcement	0.66	0.00	20/31	28/46	29/142
Civil Justice	0.62	-0.01	23/31	34/46	40/142
Criminal Justice	0.68	-0.02	17/31	23/46	23/142



\* Indicates statistically significant change at the 10 percent level

Low Medium High

Cyprus EU, EFTA, and North America High

Factor	Score	Regional Rank	Income Rank	Global Rank
<b>Constraints on Government Powers</b>				
1.1 Limits by legislature	0.73			
1.2 Limits by judiciary	0.62			
1.3 Independent auditing	0.68			
1.4 Sanctions for official misconduct	0.53			
1.5 Non-governmental checks	0.63			
1.6 Lawful transition of power	0.80			
<b>Absence of Corruption</b>				
2.1 In the executive branch	0.63			
2.2 In the judiciary	0.86			
2.3 In the police/military	0.71			
2.4 In the legislature	0.40			
<b>Open Government</b>				
3.1 Publicized laws and gov't data	0.61			
3.2 Right to information	0.56			
3.3 Civic participation	0.61			
3.4 Complaint mechanisms	0.63			
<b>Fundamental Rights</b>				
4.1 No discrimination	0.61			
4.2 Right to life and security	0.81			
4.3 Due process of law	0.68			
4.4 Freedom of expression	0.63			
4.5 Freedom of religion	0.81			
4.6 Right to privacy	0.82			
4.7 Freedom of association	0.75			
4.8 Labor rights	0.63			
<b>Order and Security</b>				
5.1 Absence of crime	0.83			
5.2 Absence of civil conflict	1.00			
5.3 Absence of violent redress	0.61			
<b>Regulatory Enforcement</b>				
6.1 Effective regulatory enforcement	0.65			
6.2 No improper influence	0.69			
6.3 No unreasonable delay	0.58			
6.4 Respect for due process	0.65			
6.5 No expropriation w/out adequate compensation	0.75			
<b>Civil Justice</b>				
7.1 Accessibility and affordability	0.67			
7.2 No discrimination	0.64			
7.3 No corruption	0.71			
7.4 No improper gov't influence	0.76			
7.5 No unreasonable delay	0.29			
7.6 Effective enforcement	0.57			
7.7 Impartial and effective ADRs	0.71			
<b>Criminal Justice</b>				
8.1 Effective investigations	0.71			
8.2 Timely and effective adjudication	0.64			
8.3 Effective correctional system	0.71			
8.4 No discrimination	0.60			
8.5 No corruption	0.68			
8.6 No improper gov't influence	0.76			
8.7 Due process of law	0.68			

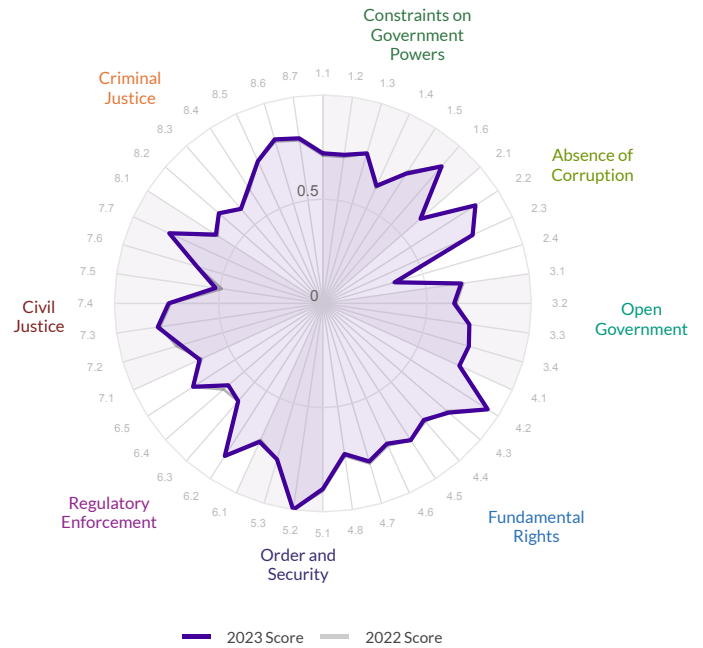
# Czechia

Region: EU, EFTA, and North America  
Income Group: High

The scores range from 0 to 1, where 1 signifies the highest possible score and 0 signifies the lowest possible score.

Overall Score	Regional Rank	Income Rank	Global Rank
<b>0.73</b>	<b>15/31</b>	<b>20/46</b>	<b>20/142</b>
Score Change	Rank Change		
<b>0.00</b>	<b>0</b>		

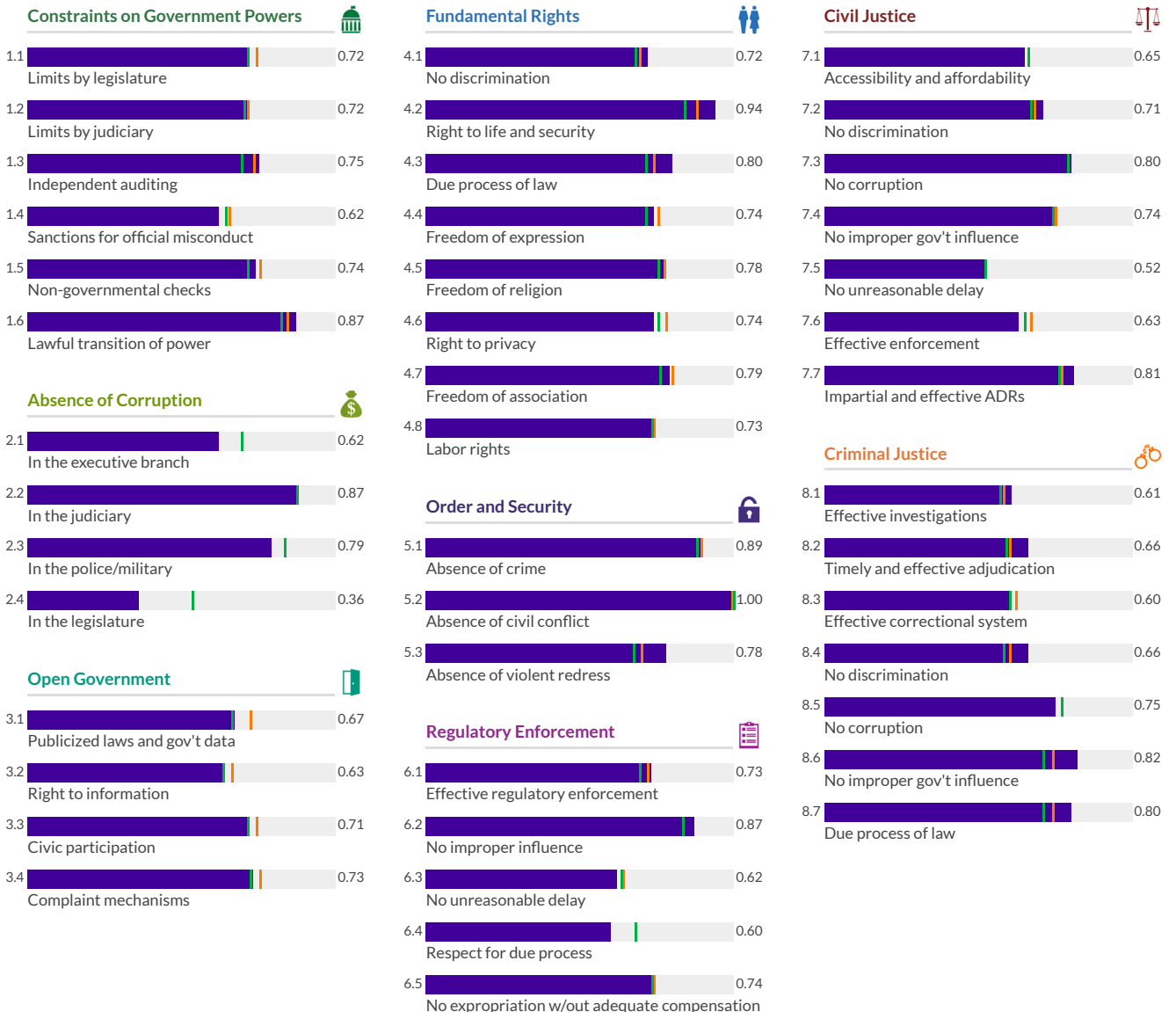
	Factor Score	Score Change	Regional Rank	Income Rank	Global Rank
Constraints on Government Powers	0.74	0.00	16/31	19/46	20/142
Absence of Corruption	0.66	0.00	23/31	34/46	37/142
Open Government	0.69	0.00	20/31	27/46	28/142
Fundamental Rights	0.78	0.00	16/31	19/46	20/142
Order and Security	0.89	0.00	14/31	18/46	19/142
Regulatory Enforcement	0.71	0.00	17/31	23/46	23/142
Civil Justice	0.69	0.00	14/31	21/46	21/142
Criminal Justice	0.70	0.00	14/31	19/46	19/142



\* Indicates statistically significant change at the 10 percent level

Low Medium High

Czechia EU, EFTA, and North America High



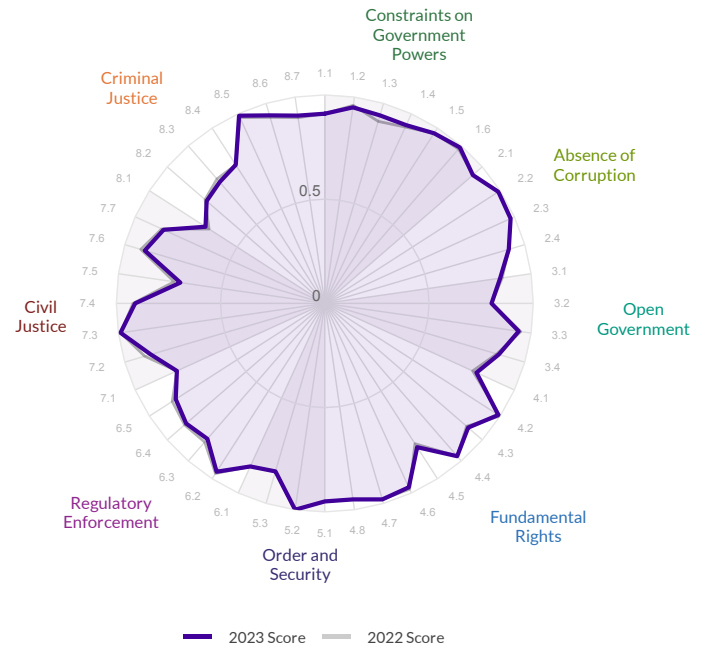
# Denmark

Region: EU, EFTA, and North America  
Income Group: High

The scores range from 0 to 1, where 1 signifies the highest possible score and 0 signifies the lowest possible score.

Overall Score	Regional Rank	Income Rank	Global Rank
<b>0.90</b>	<b>1/31</b>	<b>1/46</b>	<b>1/142</b>
Score Change	Rank Change		
<b>0.00</b>	<b>0</b>		

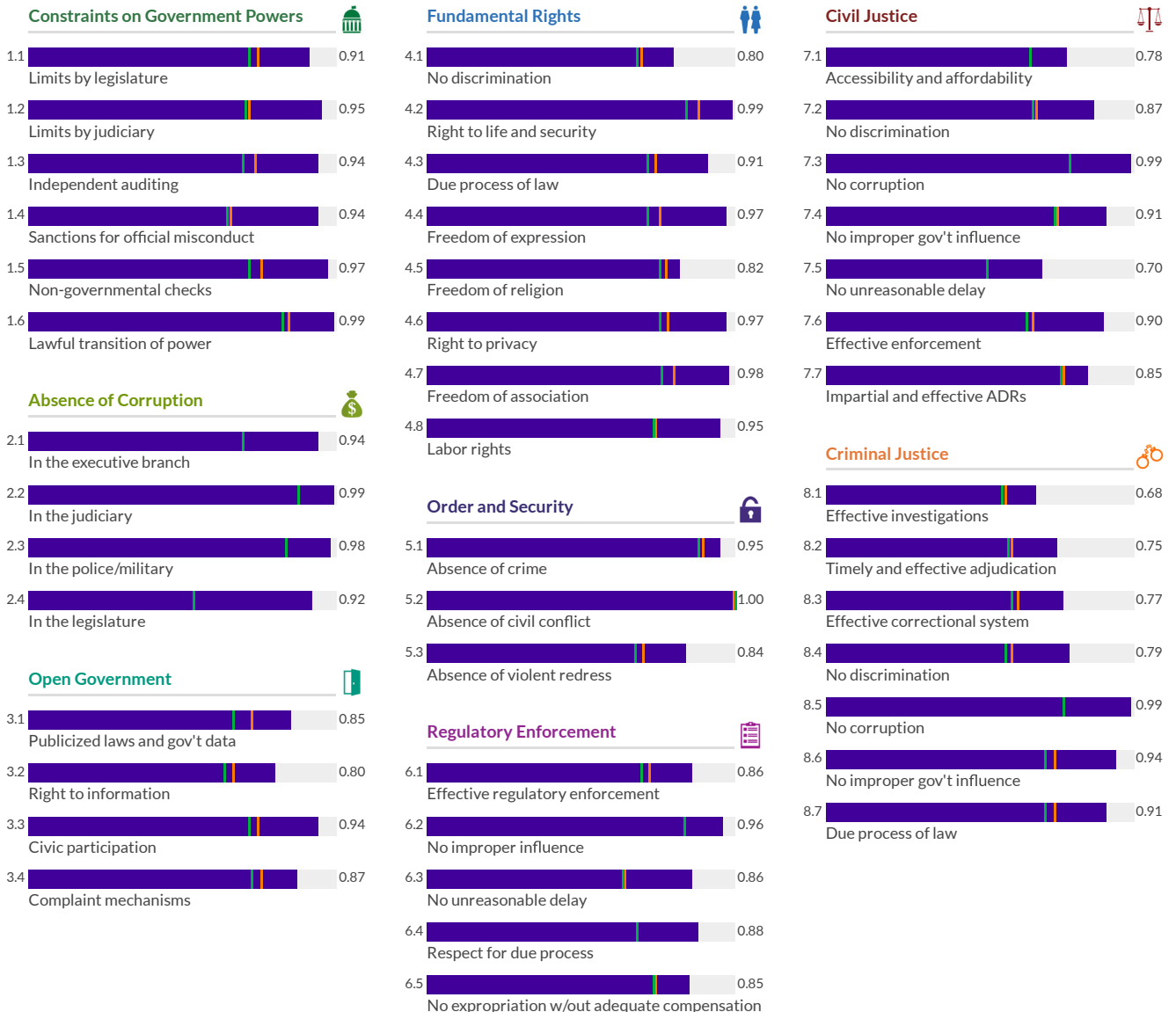
	Factor Score	Score Change	Regional Rank	Income Rank	Global Rank
Constraints on Government Powers	0.95	0.00	1/31	1/46	1/142
Absence of Corruption	0.96	0.00	1/31	1/46	1/142
Open Government	0.86	0.00	2/31	2/46	2/142
Fundamental Rights	0.92	0.00	1/31	1/46	1/142
Order and Security	0.93	0.00	3/31	4/46	4/142
Regulatory Enforcement	0.88	-0.01	1/31	1/46	1/142
Civil Justice	0.86	-0.02	2/31	2/46	2/142
Criminal Justice	0.83	0.00	2/31	2/46	2/142



\* Indicates statistically significant change at the 10 percent level

Low Medium High

Denmark EU, EFTA, and North America High



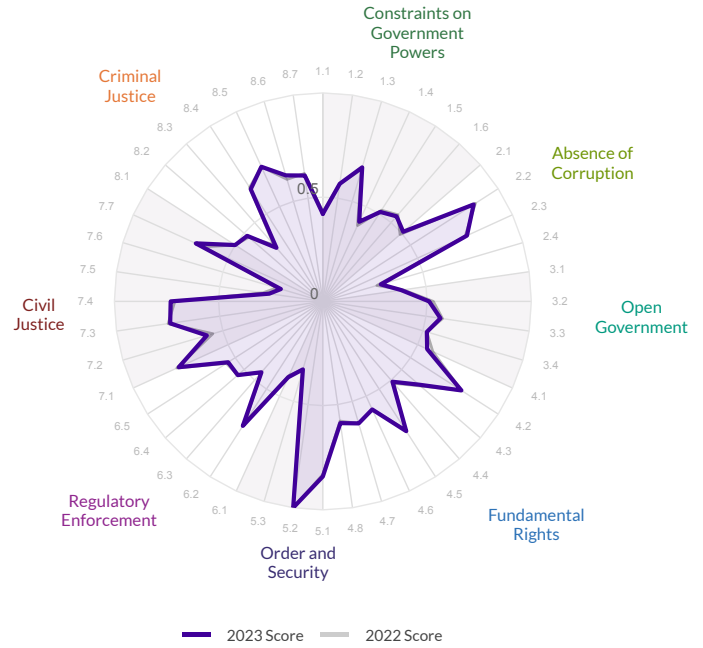
# Dominica

Region: Latin America and Caribbean  
Income Group: Upper-Middle

The scores range from 0 to 1, where 1 signifies the highest possible score and 0 signifies the lowest possible score.

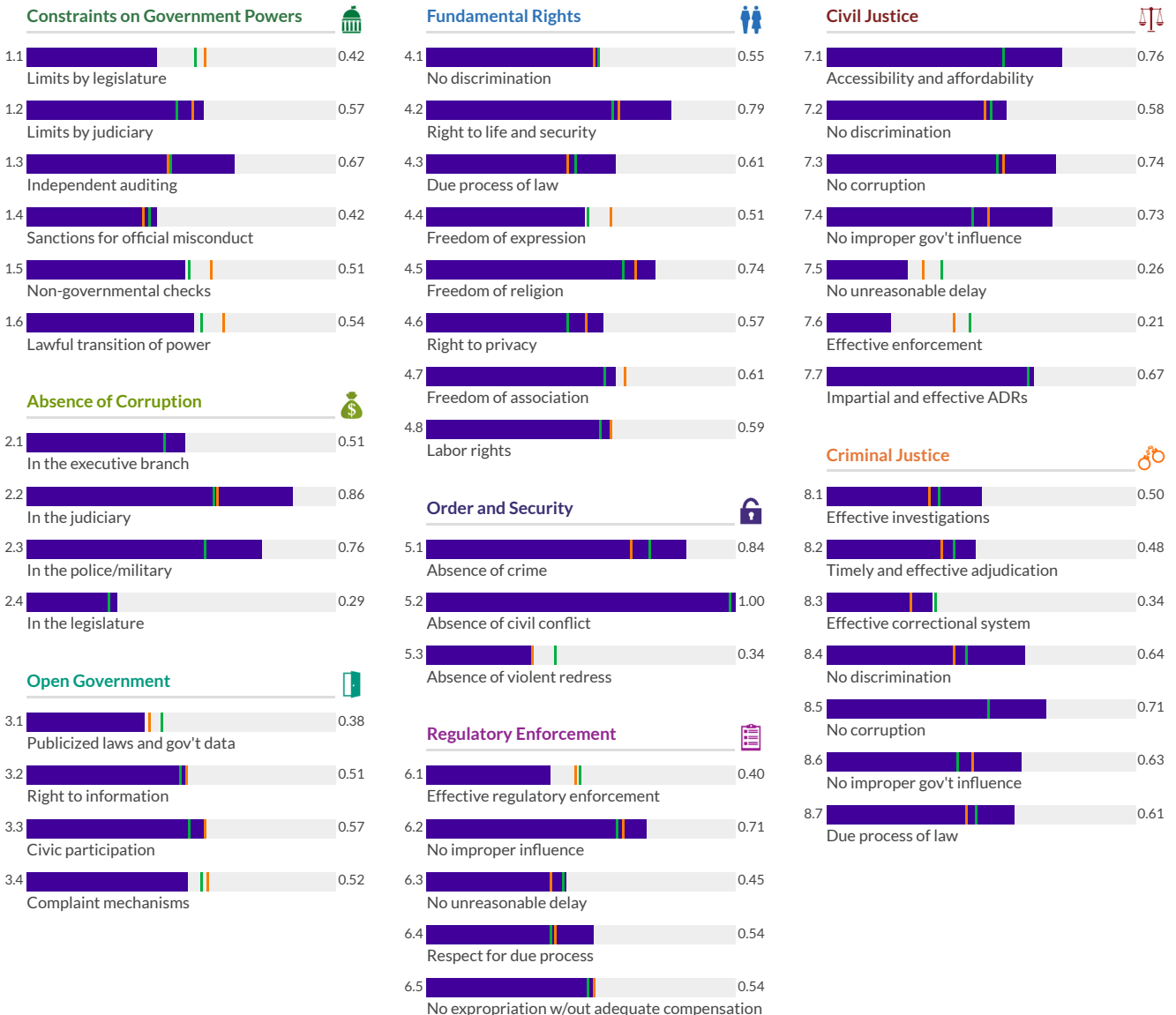
Overall Score	Regional Rank	Income Rank	Global Rank
<b>0.58</b>	<b>11/32</b>	<b>9/41</b>	<b>53/142</b>
Score Change	Rank Change		
<b>0.00</b>	<b>1▲</b>		

	Factor Score	Score Change	Regional Rank	Income Rank	Global Rank
Constraints on Government Powers	0.52	0.00	17/32	17/41	73/142
Absence of Corruption	0.60	0.01	11/32	6/41	46/142
Open Government	0.49	-0.01	20/32	23/41	73/142
Fundamental Rights	0.62	0.00	14/32	12/41	52/142
Order and Security	0.73	0.01	8/32	21/41	69/142
Regulatory Enforcement	0.53	0.00	11/32	12/41	58/142
Civil Justice	0.57	0.00	11/32	12/41	55/142
Criminal Justice	0.56	0.00	7/32	6/41	44/142



\* Indicates statistically significant change at the 10 percent level

Legend: Dominica (dark purple), Latin America and Caribbean (orange), Upper-Middle (green)



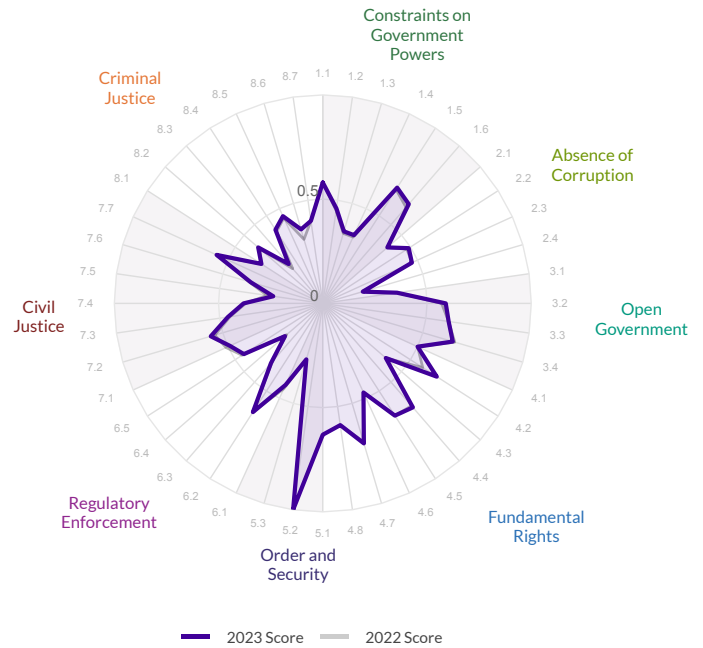
# Dominican Republic

Region: Latin America and Caribbean  
Income Group: Upper-Middle

The scores range from 0 to 1, where 1 signifies the highest possible score and 0 signifies the lowest possible score.

Overall Score	Regional Rank	Income Rank	Global Rank
0.49	20/32	27/41	86/142
Score Change	Rank Change		
0.00	8▲		

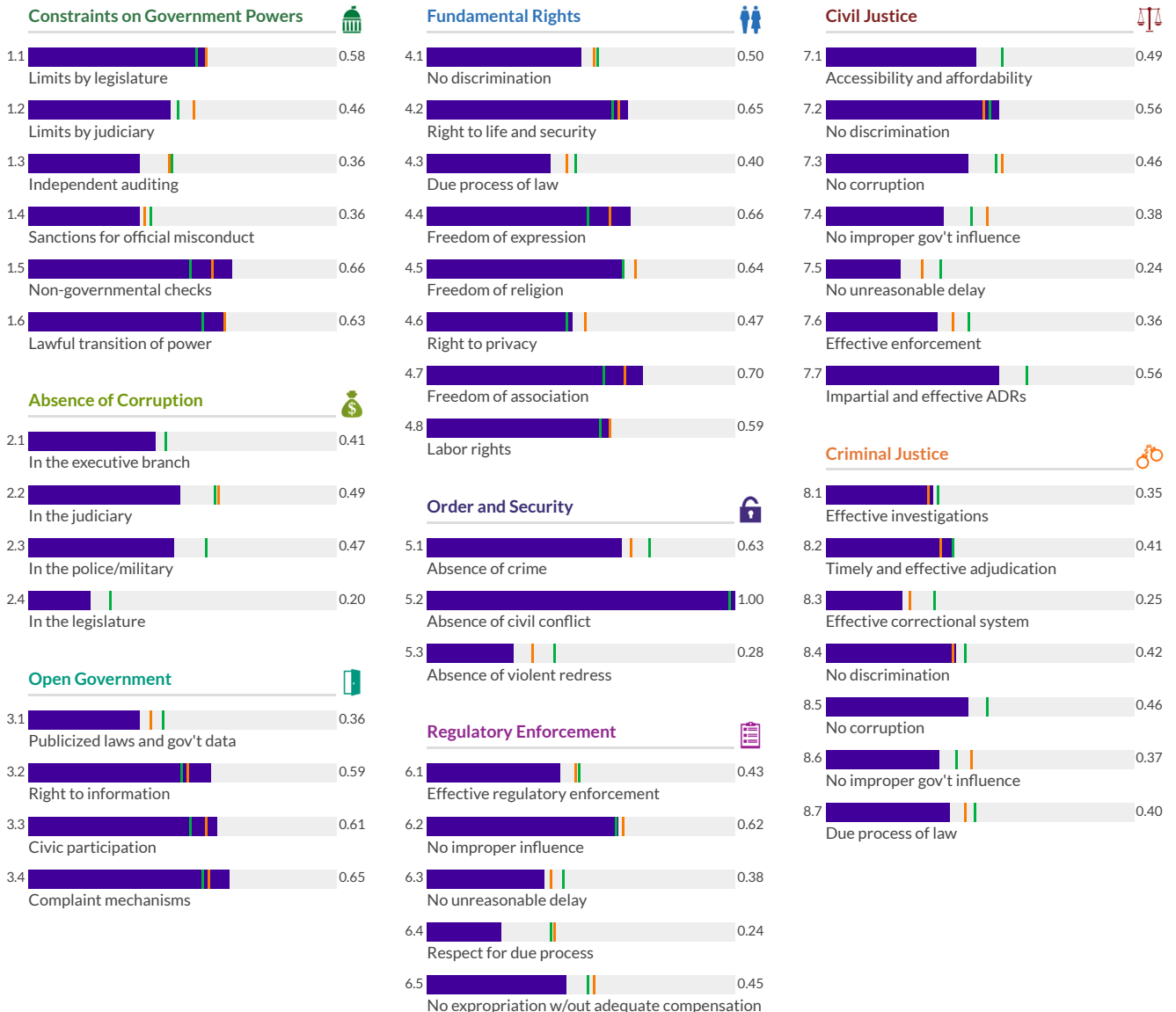
	Factor Score	Score Change	Regional Rank	Income Rank	Global Rank
Constraints on Government Powers	0.51	0.01	18/32	20/41	77/142
Absence of Corruption	0.39	0.00	20/32	31/41	99/142
Open Government	0.55	0.00	11/32	14/41	56/142
Fundamental Rights	0.58	0.01	17/32	20/41	67/142
Order and Security	0.64	0.00	19/32	29/41	106/142
Regulatory Enforcement	0.42	0.00	25/32	37/41	114/142
Civil Justice	0.43	0.00	23/32	34/41	110/142
Criminal Justice	0.38	0.02	17/32	30/41	92/142



\* Indicates statistically significant change at the 10 percent level

Low Medium High

Dominican Republic Latin America and Caribbean Upper-Middle



# Ecuador

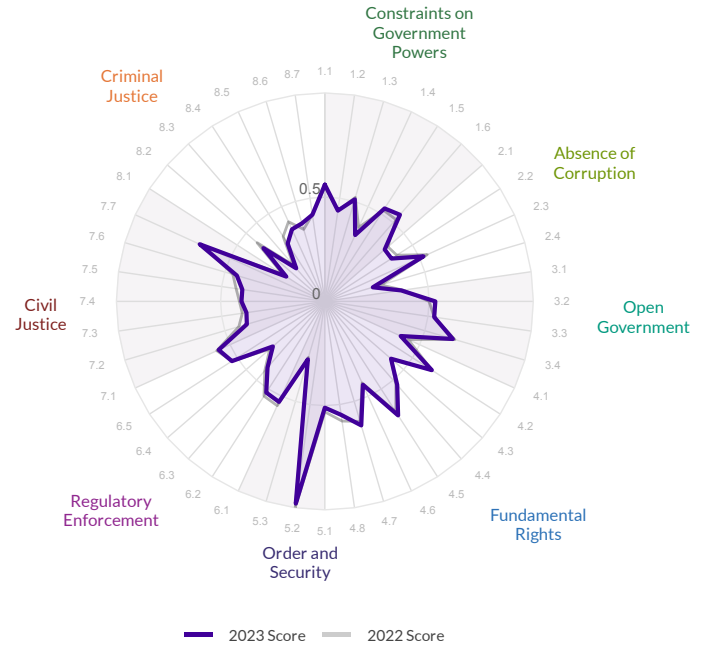
Region: Latin America and Caribbean  
Income Group: Upper-Middle

The scores range from 0 to 1, where 1 signifies the highest possible score and 0 signifies the lowest possible score.

Overall Score	Regional Rank	Income Rank	Global Rank
0.47	23/32	32/41	96/142

Score Change	Rank Change
-0.01 ▾	-1 ▾

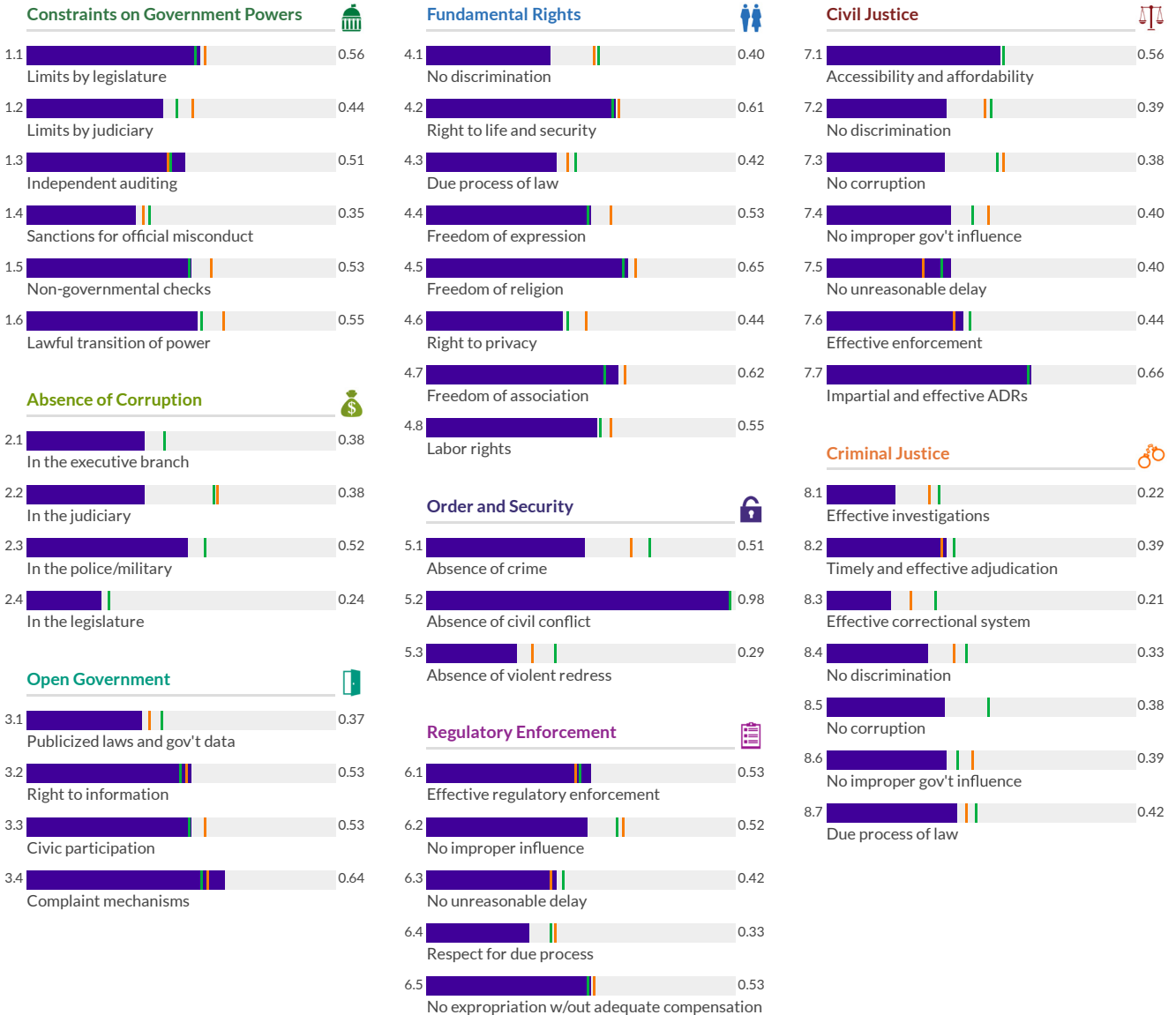
	Factor Score	Score Change	Regional Rank	Income Rank	Global Rank
Constraints on Government Powers	0.49	0.00	23/32	25/41	88/142
Absence of Corruption	0.38	-0.03*	22/32	33/41	105/142
Open Government	0.52	0.00	16/32	18/41	63/142
Fundamental Rights	0.53	0.00	20/32	25/41	75/142
Order and Security	0.59	-0.01	27/32	37/41	123/142
Regulatory Enforcement	0.47	-0.02	21/32	25/41	88/142
Civil Justice	0.46	-0.02	22/32	31/41	96/142
Criminal Justice	0.33	-0.02	19/32	32/41	109/142



\* Indicates statistically significant change at the 10 percent level

Low Medium High

Ecuador Latin America and Caribbean Upper-Middle





# Egypt, Arab Rep.

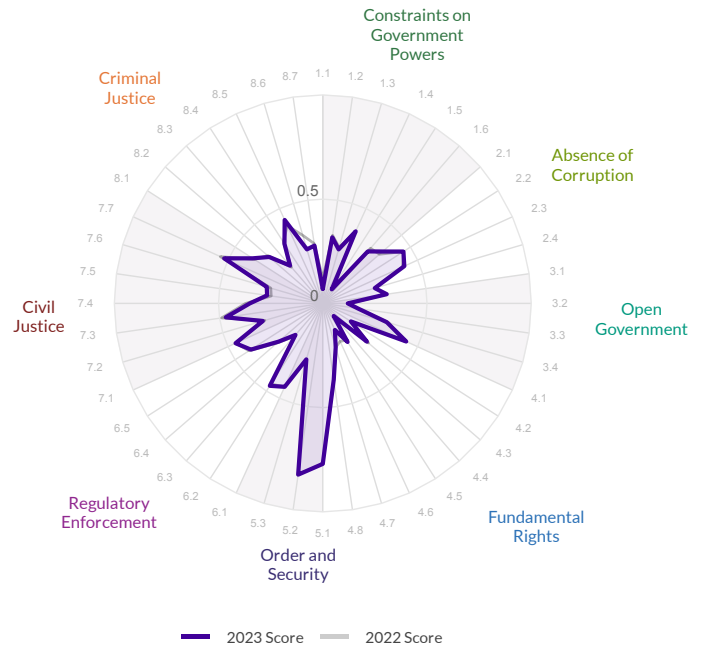
Region: Middle East and North Africa  
Income Group: Lower-Middle

The scores range from 0 to 1, where 1 signifies the highest possible score and 0 signifies the lowest possible score.

Overall Score	Regional Rank	Income Rank	Global Rank
0.35	9/9	34/37	136/142

Score Change	Rank Change
0.00	1▲

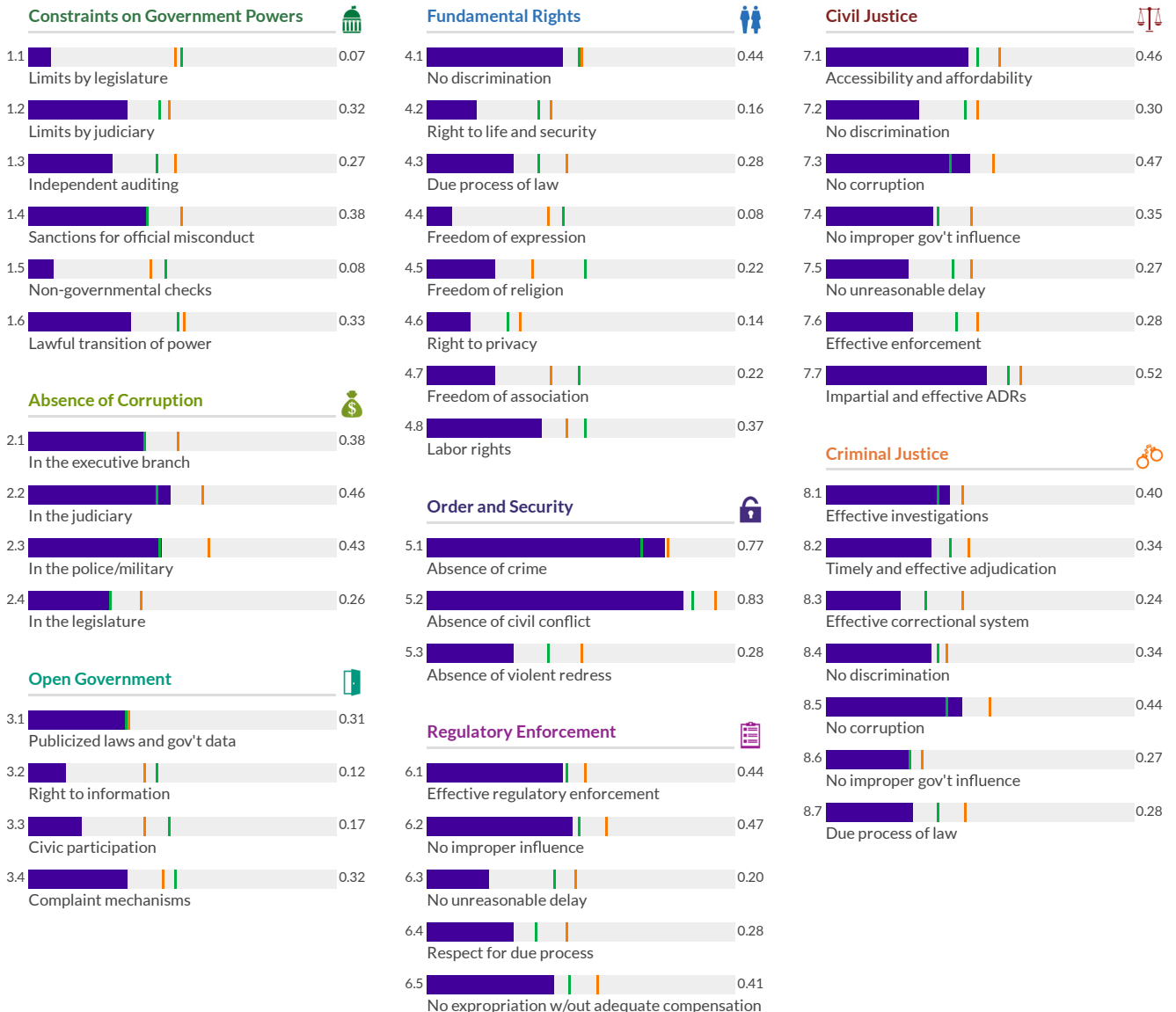
	Factor Score	Score Change	Regional Rank	Income Rank	Global Rank
Constraints on Government Powers	0.24	-0.01	9/9	36/37	140/142
Absence of Corruption	0.38	0.00	7/9	18/37	102/142
Open Government	0.23	0.00	9/9	37/37	142/142
Fundamental Rights	0.24	-0.01	8/9	35/37	140/142
Order and Security	0.62	0.00	9/9	27/37	112/142
Regulatory Enforcement	0.36	0.00	9/9	32/37	133/142
Civil Justice	0.38	0.00	9/9	31/37	130/142
Criminal Justice	0.33	-0.01	8/9	24/37	111/142



\* Indicates statistically significant change at the 10 percent level

Low Medium High

— Egypt, Arab Rep. — Middle East and North Africa — Lower-Middle



# El Salvador

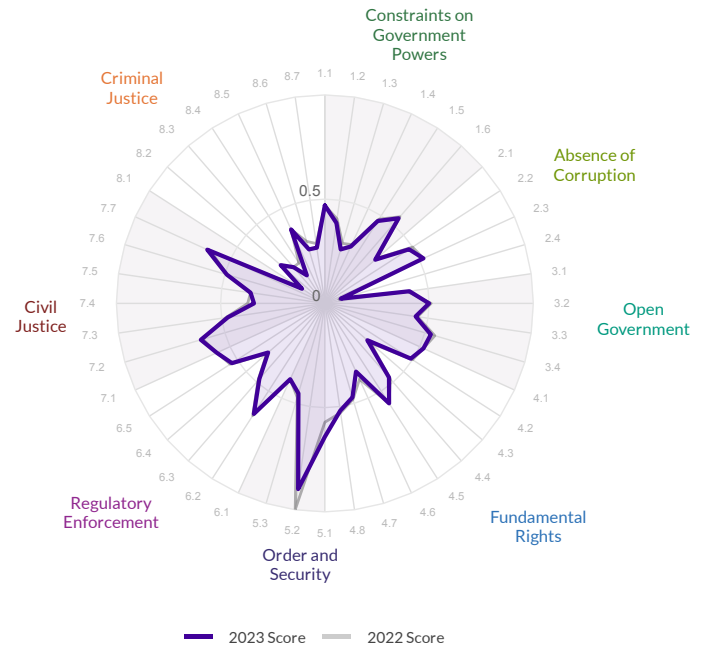
Region: Latin America and Caribbean  
Income Group: Lower-Middle

The scores range from 0 to 1, where 1 signifies the highest possible score and 0 signifies the lowest possible score.

Overall Score	Regional Rank	Income Rank	Global Rank
0.45	25/32	21/37	108/142

Score Change	Rank Change
-0.01 ▾	-4 ▾

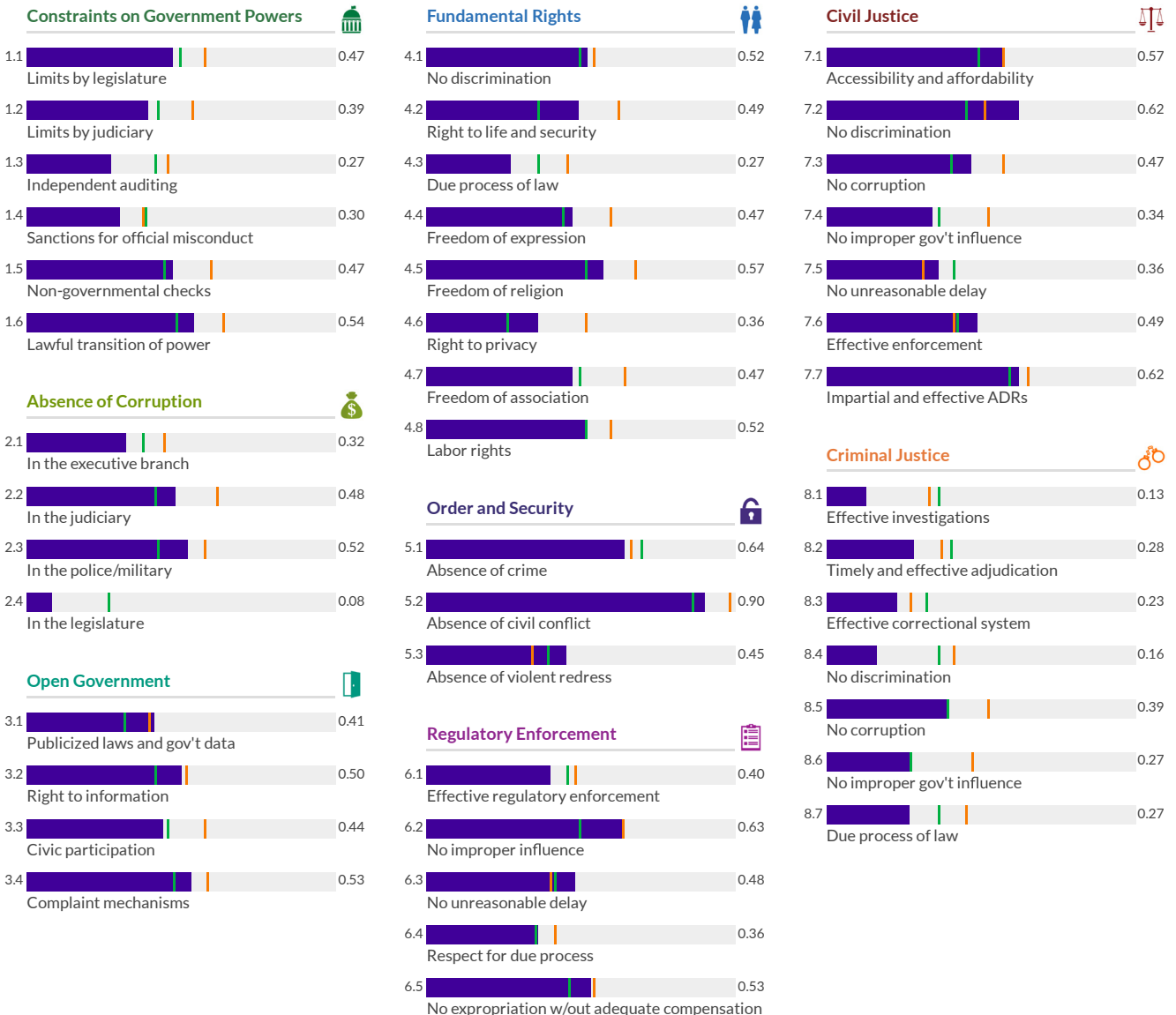
	Factor Score	Score Change	Regional Rank	Income Rank	Global Rank
Constraints on Government Powers	0.41	-0.01	27/32	21/37	110/142
Absence of Corruption	0.35	-0.01	23/32	22/37	114/142
Open Government	0.47	-0.01	22/32	12/37	82/142
Fundamental Rights	0.46	-0.01	27/32	14/37	102/142
Order and Security	0.66	-0.02*	16/32	21/37	100/142
Regulatory Enforcement	0.48	-0.01	18/32	10/37	77/142
Civil Justice	0.49	0.00	17/32	11/37	82/142
Criminal Justice	0.25	-0.02	30/32	35/37	139/142



\* Indicates statistically significant change at the 10 percent level

Low Medium High

El Salvador Latin America and Caribbean Lower-Middle



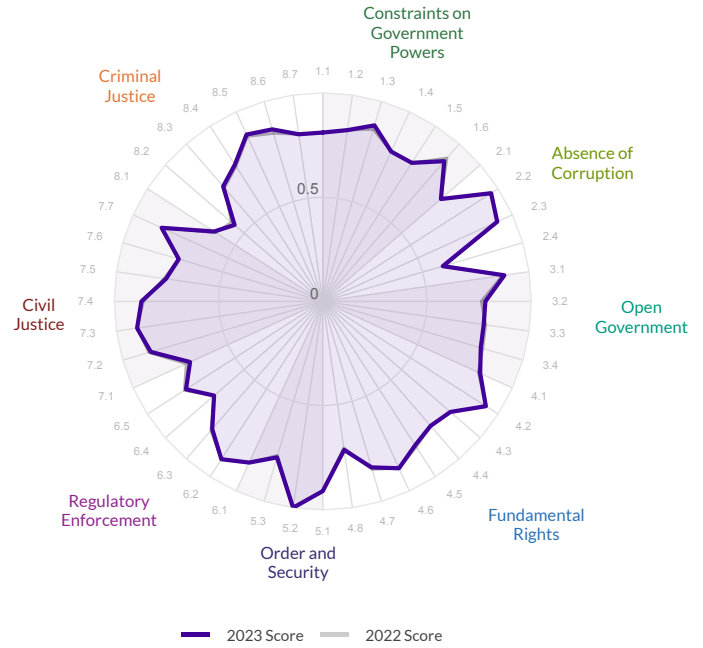
# Estonia

Region: EU, EFTA, and North America  
Income Group: High

The scores range from 0 to 1, where 1 signifies the highest possible score and 0 signifies the lowest possible score.

Overall Score	Regional Rank	Income Rank	Global Rank
<b>0.82</b>	<b>8/31</b>	<b>9/46</b>	<b>9/142</b>
Score Change	Rank Change		
<b>0.00</b>	<b>0</b>		

	Factor Score	Score Change	Regional Rank	Income Rank	Global Rank
Constraints on Government Powers	0.83	0.00	9/31	10/46	10/142
Absence of Corruption	0.81	0.00	11/31	16/46	16/142
Open Government	0.81	0.00	7/31	9/46	9/142
Fundamental Rights	0.83	0.00	10/31	10/46	10/142
Order and Security	0.90	0.01	12/31	16/46	16/142
Regulatory Enforcement	0.81	0.00	10/31	13/46	13/142
Civil Justice	0.81	0.00	7/31	7/46	7/142
Criminal Justice	0.75	0.01	7/31	9/46	9/142



\* Indicates statistically significant change at the 10 percent level

Low Medium High

— Estonia — EU, EFTA, and North America — High

Category	Sub-category	Score
Constraints on Government Powers	Limits by legislature	0.81
	Limits by judiciary	0.83
	Independent auditing	0.88
	Sanctions for official misconduct	0.79
	Non-governmental checks	0.79
	Lawful transition of power	0.89
Absence of Corruption	In the executive branch	0.75
	In the judiciary	0.96
	In the police/military	0.92
	In the legislature	0.60
Open Government	Publicized laws and gov't data	0.88
	Right to information	0.78
	Civic participation	0.78
	Complaint mechanisms	0.79
Fundamental Rights	No discrimination	0.83
	Right to life and security	0.93
	Due process of law	0.81
	Freedom of expression	0.79
	Freedom of religion	0.82
	Right to privacy	0.88
	Freedom of association	0.83
	Labor rights	0.72
Order and Security	Absence of crime	0.91
	Absence of civil conflict	1.00
	Absence of violent redress	0.78
	Regulatory Enforcement	0.85
	Effective regulatory enforcement	0.90
Civil Justice	Accessibility and affordability	0.70
	No discrimination	0.86
	No corruption	0.90
	No improper gov't influence	0.87
	No unreasonable delay	0.76
	Effective enforcement	0.72
	Impartial and effective ADRs	0.85
	Criminal Justice	0.62
	Effective investigations	0.56
	Timely and effective adjudication	0.73
Effective correctional system	0.78	
Criminal Justice	No discrimination	0.88
	No corruption	0.86
	No improper gov't influence	0.81
	Due process of law	0.81
	Respect for due process	0.69
Criminal Justice	No expropriation w/out adequate compensation	0.78

# Ethiopia

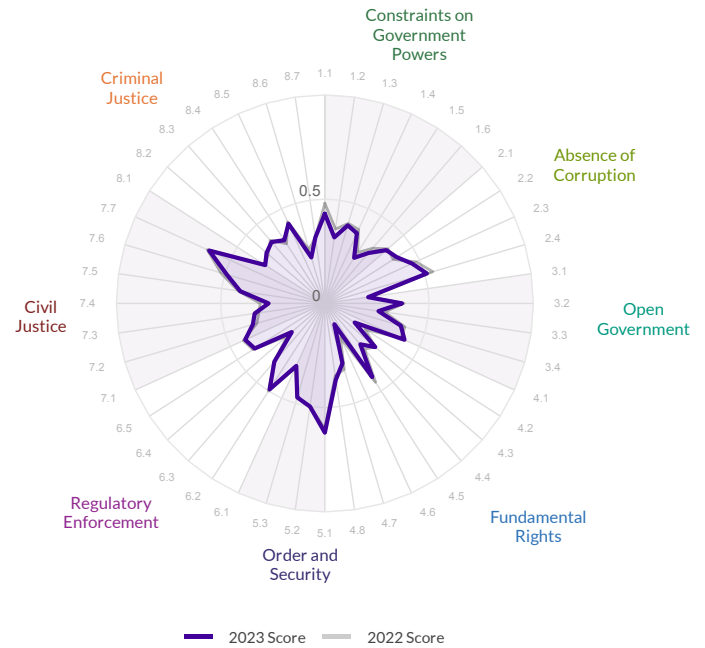
Region: Sub-Saharan Africa  
Income Group: Low

The scores range from 0 to 1, where 1 signifies the highest possible score and 0 signifies the lowest possible score.

Overall Score	Regional Rank	Income Rank	Global Rank
0.38	30/34	15/18	129/142

Score Change	Rank Change
-0.01 ▾	-4 ▾

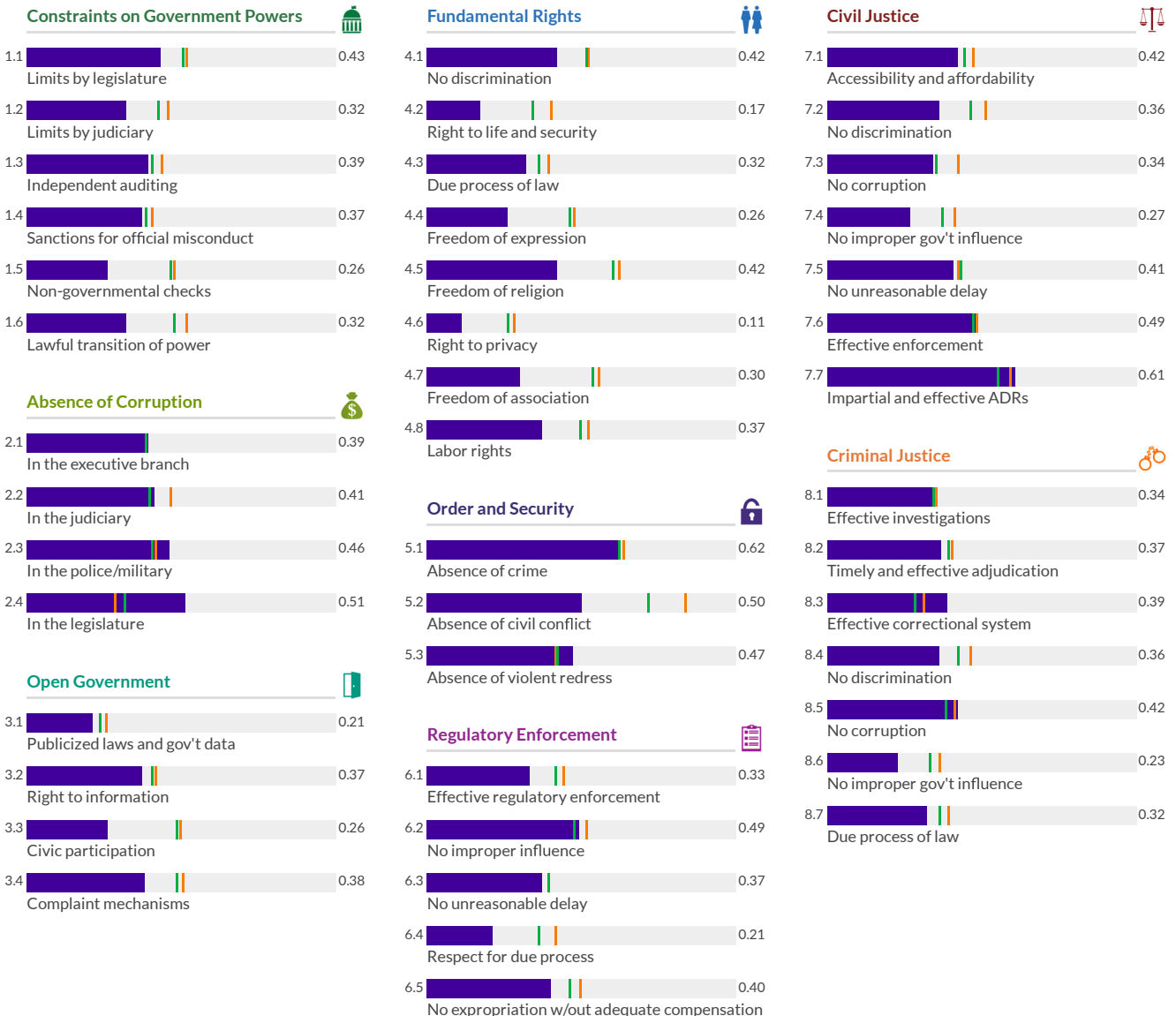
	Factor Score	Score Change	Regional Rank	Income Rank	Global Rank
Constraints on Government Powers	0.35	-0.03*	30/34	17/18	128/142
Absence of Corruption	0.44	-0.01	8/34	3/18	78/142
Open Government	0.31	-0.02	33/34	18/18	136/142
Fundamental Rights	0.30	-0.02*	34/34	17/18	135/142
Order and Security	0.53	0.00	28/34	13/18	131/142
Regulatory Enforcement	0.36	-0.01	30/34	15/18	132/142
Civil Justice	0.42	-0.01	26/34	12/18	118/142
Criminal Justice	0.35	0.00	22/34	9/18	104/142



\* Indicates statistically significant change at the 10 percent level

Low Medium High

Ethiopia Sub-Saharan Africa Low



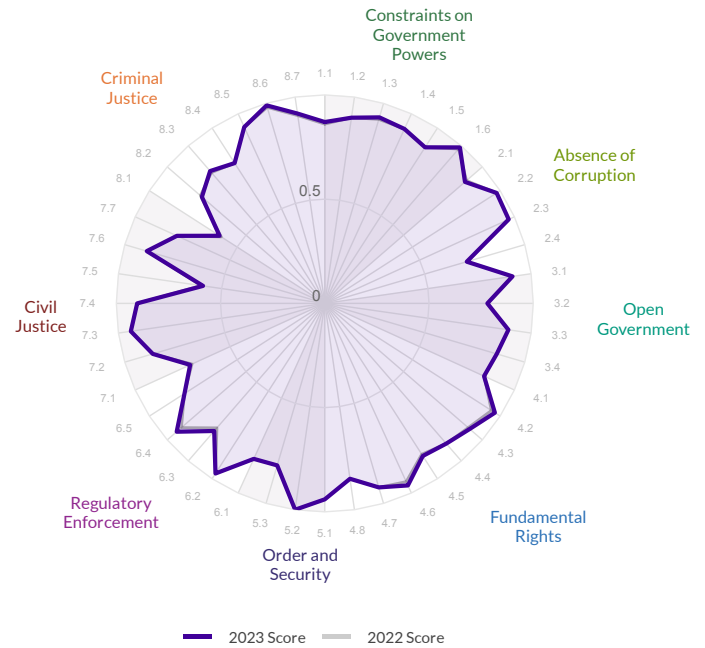
# Finland

Region: EU, EFTA, and North America  
Income Group: High

The scores range from 0 to 1, where 1 signifies the highest possible score and 0 signifies the lowest possible score.

Overall Score	Regional Rank	Income Rank	Global Rank
<b>0.87</b>	<b>3/31</b>	<b>3/46</b>	<b>3/142</b>
Score Change	Rank Change		
<b>0.00</b>	<b>0</b>		

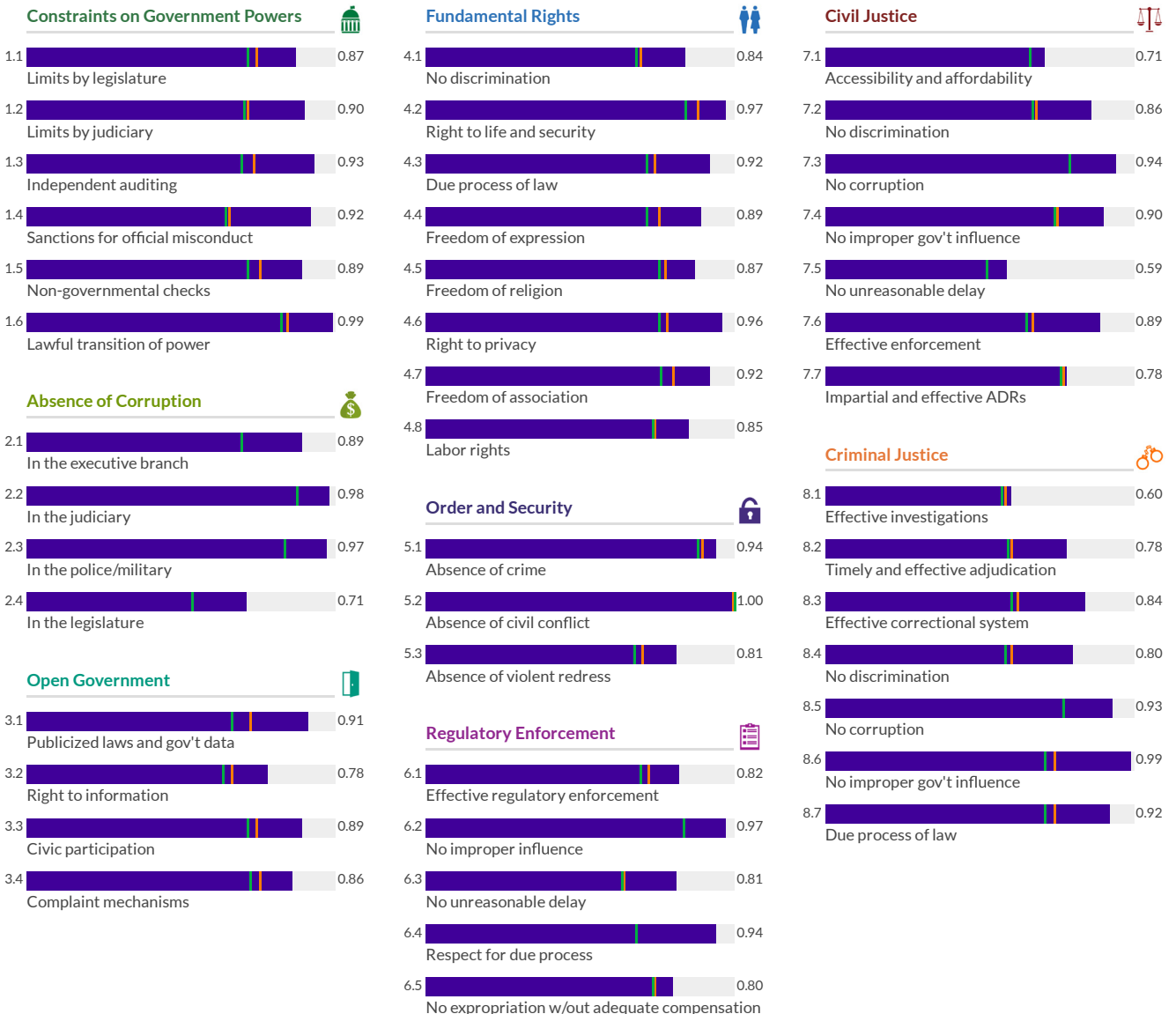
	Factor Score	Score Change	Regional Rank	Income Rank	Global Rank
Constraints on Government Powers	0.92	0.01	3/31	3/46	3/142
Absence of Corruption	0.89	0.00	4/31	5/46	5/142
Open Government	0.86	0.00	3/31	3/46	3/142
Fundamental Rights	0.90	0.01	3/31	3/46	3/142
Order and Security	0.92	0.00	6/31	9/46	9/142
Regulatory Enforcement	0.87	0.01	3/31	3/46	3/142
Civil Justice	0.81	0.00	6/31	6/46	6/142
Criminal Justice	0.84	0.00	1/31	1/46	1/142



\* Indicates statistically significant change at the 10 percent level

Low Medium High

Finland EU, EFTA, and North America High



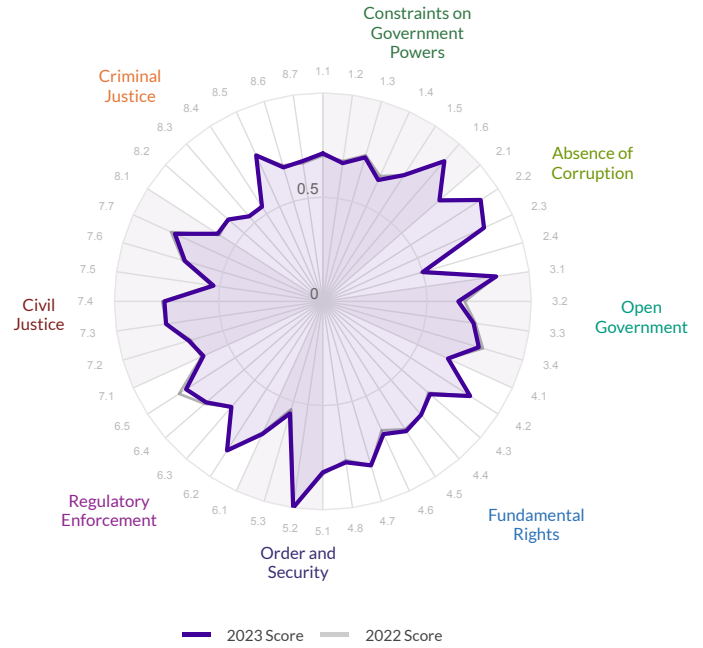
# France

Region: EU, EFTA, and North America  
Income Group: High

The scores range from 0 to 1, where 1 signifies the highest possible score and 0 signifies the lowest possible score.

Overall Score	Regional Rank	Income Rank	Global Rank
<b>0.73</b>	<b>16/31</b>	<b>21/46</b>	<b>21/142</b>
Score Change	Rank Change		
<b>0.00</b>	<b>0</b>		

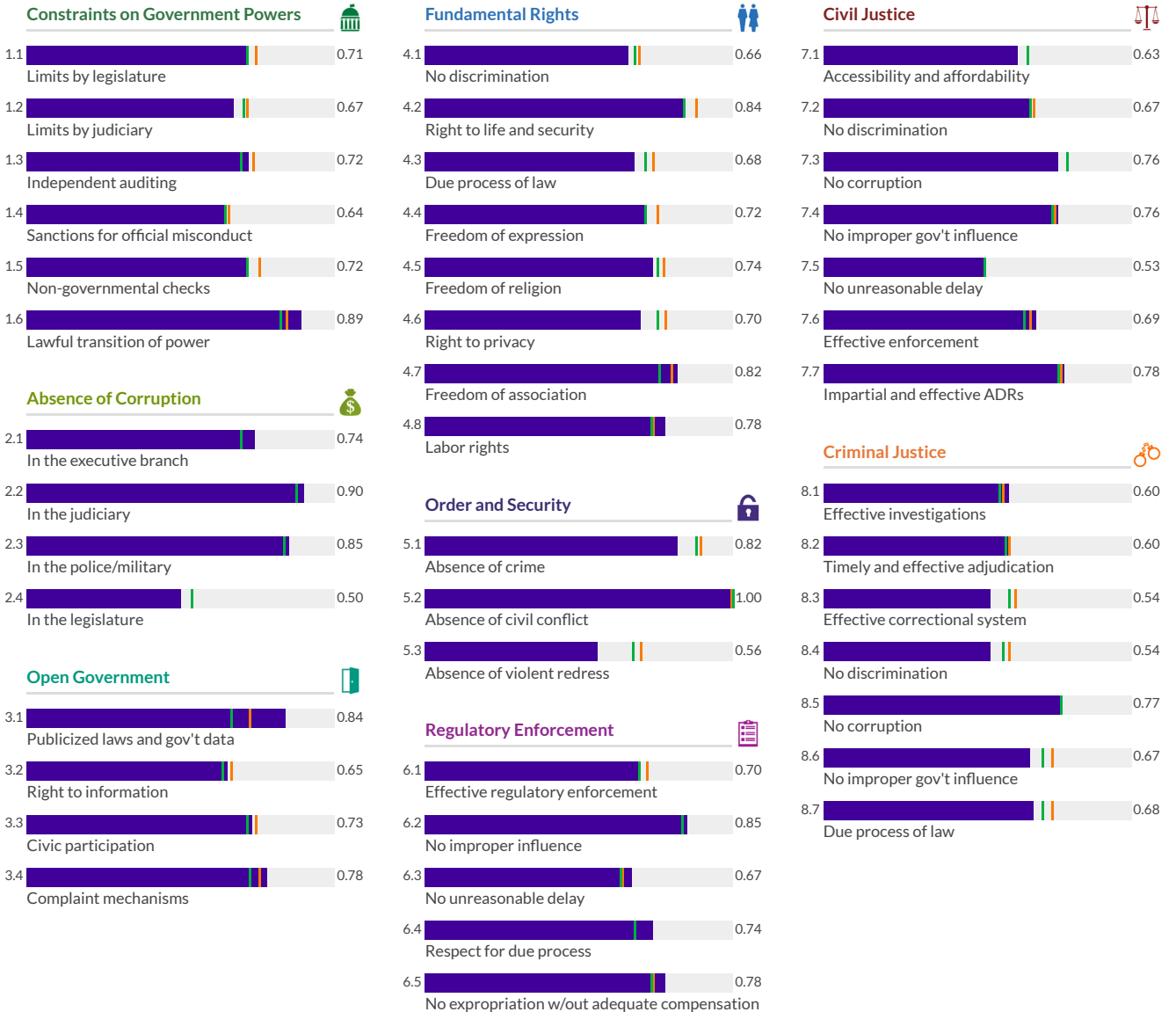
	Factor Score	Score Change	Regional Rank	Income Rank	Global Rank
Constraints on Government Powers	0.72	-0.01	17/31	21/46	22/142
Absence of Corruption	0.75	0.00	14/31	20/46	20/142
Open Government	0.75	-0.01	14/31	16/46	16/142
Fundamental Rights	0.74	0.00	21/31	26/46	27/142
Order and Security	0.79	0.00	27/31	36/46	46/142
Regulatory Enforcement	0.75	-0.01	15/31	20/46	20/142
Civil Justice	0.69	-0.01	15/31	22/46	22/142
Criminal Justice	0.63	0.00	21/31	28/46	28/142



\* Indicates statistically significant change at the 10 percent level

Low Medium High

France EU, EFTA, and North America High





# Gabon

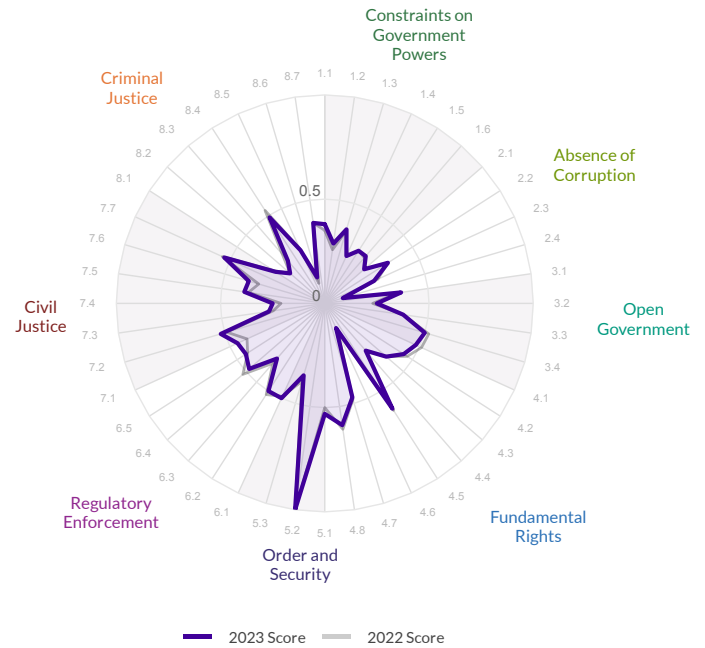
Region: Sub-Saharan Africa  
Income Group: Upper-Middle

The scores range from 0 to 1, where 1 signifies the highest possible score and 0 signifies the lowest possible score.

Overall Score	Regional Rank	Income Rank	Global Rank
0.39	27/34	40/41	124/142

Score Change	Rank Change
0.00	4▲

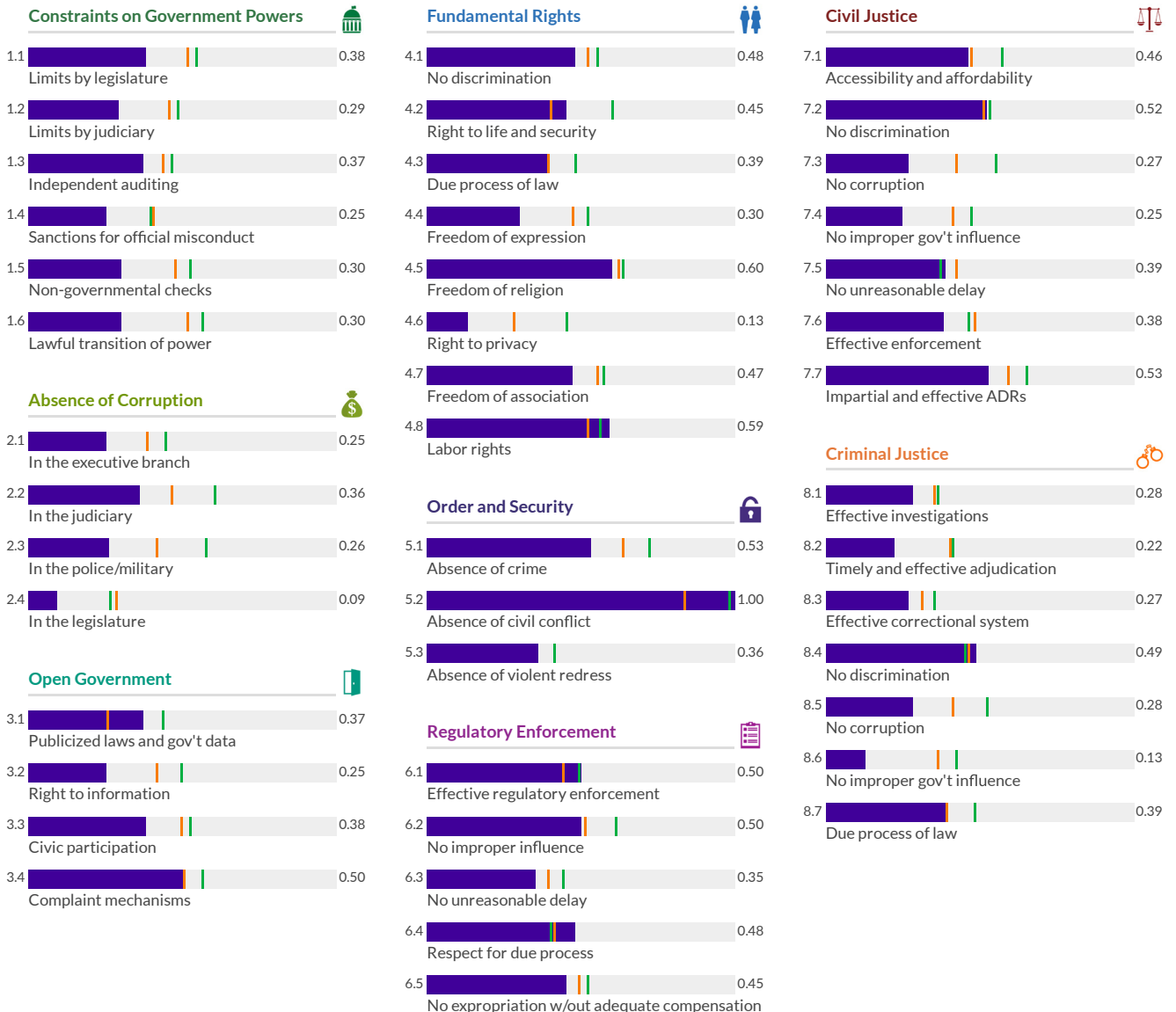
	Factor Score	Score Change	Regional Rank	Income Rank	Global Rank
Constraints on Government Powers	0.32	0.01	33/34	37/41	133/142
Absence of Corruption	0.24	0.00	33/34	41/41	139/142
Open Government	0.37	0.01	22/34	39/41	118/142
Fundamental Rights	0.43	-0.01	22/34	36/41	115/142
Order and Security	0.63	0.00	19/34	30/41	110/142
Regulatory Enforcement	0.46	-0.01	15/34	28/41	93/142
Civil Justice	0.40	0.03	31/34	38/41	127/142
Criminal Justice	0.29	-0.01	30/34	37/41	126/142



\* Indicates statistically significant change at the 10 percent level

Low Medium High

Gabon Sub-Saharan Africa Upper-Middle



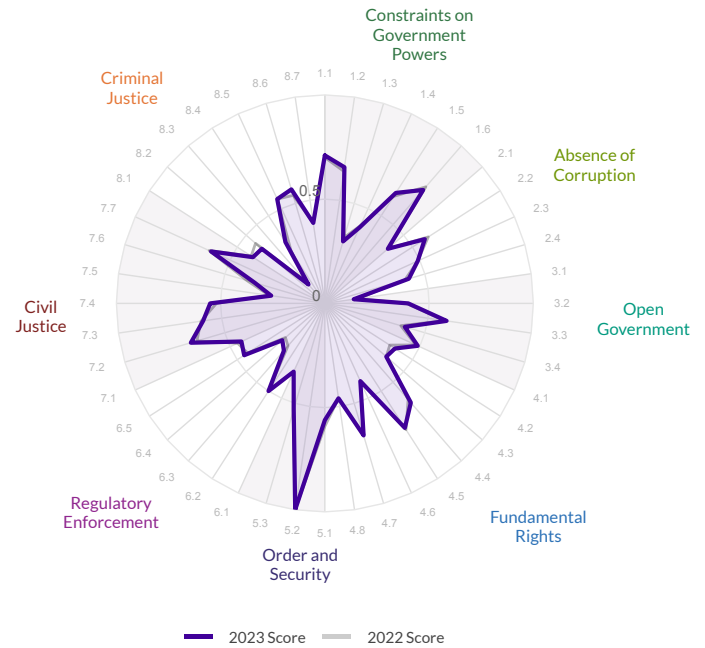
# The Gambia

Region: Sub-Saharan Africa  
Income Group: Low

The scores range from 0 to 1, where 1 signifies the highest possible score and 0 signifies the lowest possible score.

Overall Score	Regional Rank	Income Rank	Global Rank
<b>0.49</b>	<b>9/34</b>	<b>3/18</b>	<b>85/142</b>
Score Change	Rank Change		
<b>0.00</b>	<b>3▲</b>		

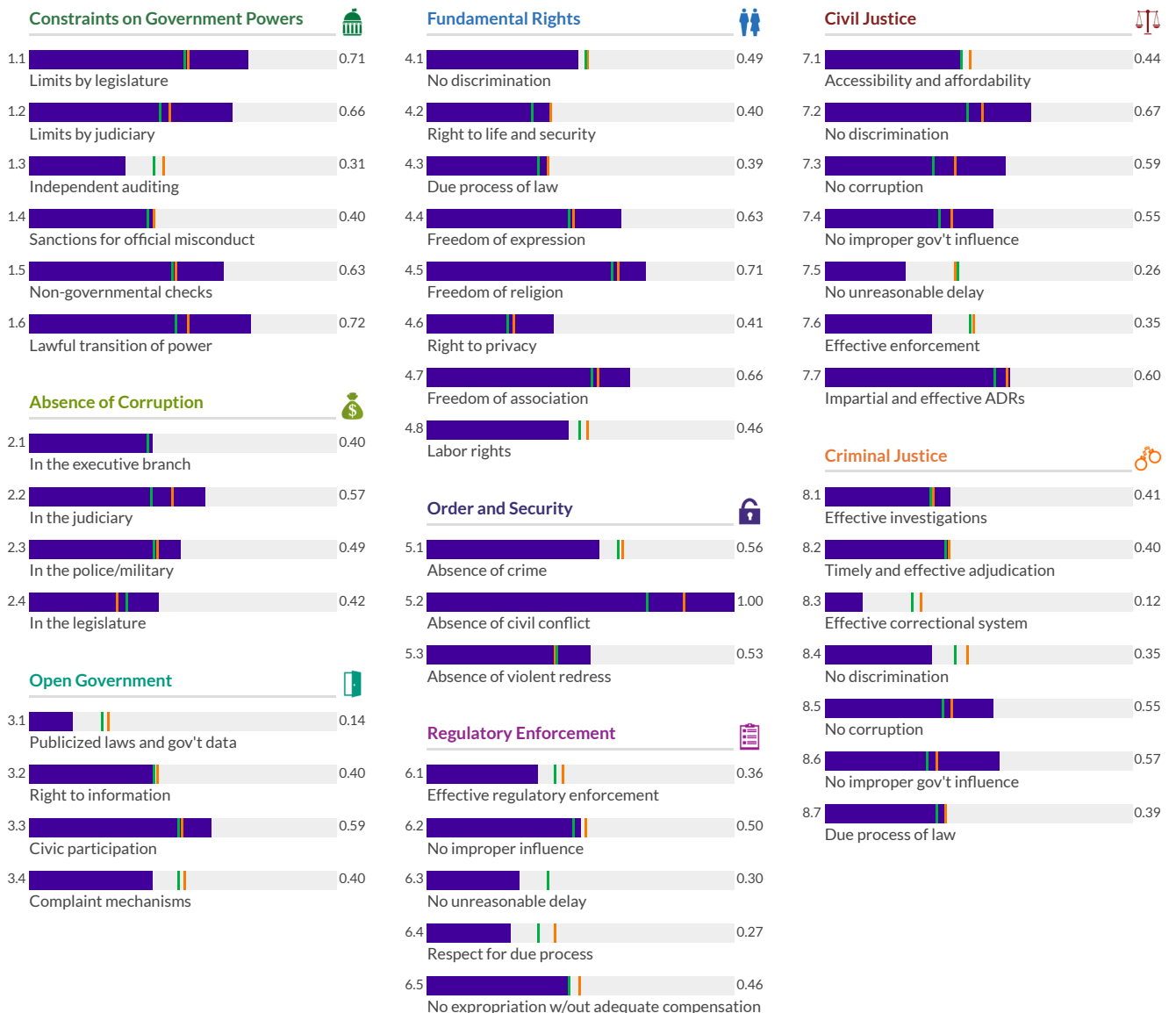
	Factor Score	Score Change	Regional Rank	Income Rank	Global Rank
Constraints on Government Powers	0.57	0.00	8/34	3/18	57/142
Absence of Corruption	0.47	0.00	6/34	2/18	67/142
Open Government	0.38	0.01	20/34	10/18	116/142
Fundamental Rights	0.52	0.01	11/34	4/18	79/142
Order and Security	0.70	-0.01	12/34	5/18	87/142
Regulatory Enforcement	0.37	0.01	27/34	12/18	129/142
Civil Justice	0.49	0.00	10/34	3/18	83/142
Criminal Justice	0.40	0.00	11/34	4/18	82/142



\* Indicates statistically significant change at the 10 percent level

Low Medium High

The Gambia Sub-Saharan Africa Low



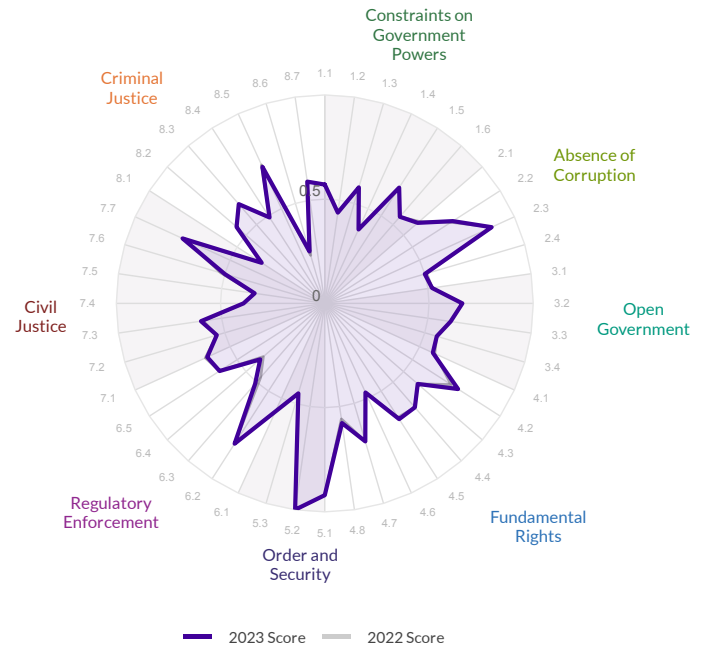
# Georgia

Region: Eastern Europe and Central Asia  
Income Group: Upper-Middle

The scores range from 0 to 1, where 1 signifies the highest possible score and 0 signifies the lowest possible score.

Overall Score	Regional Rank	Income Rank	Global Rank
<b>0.60</b>	<b>1/15</b>	<b>6/41</b>	<b>48/142</b>
Score Change	Rank Change		
<b>0.00</b>	<b>1▲</b>		

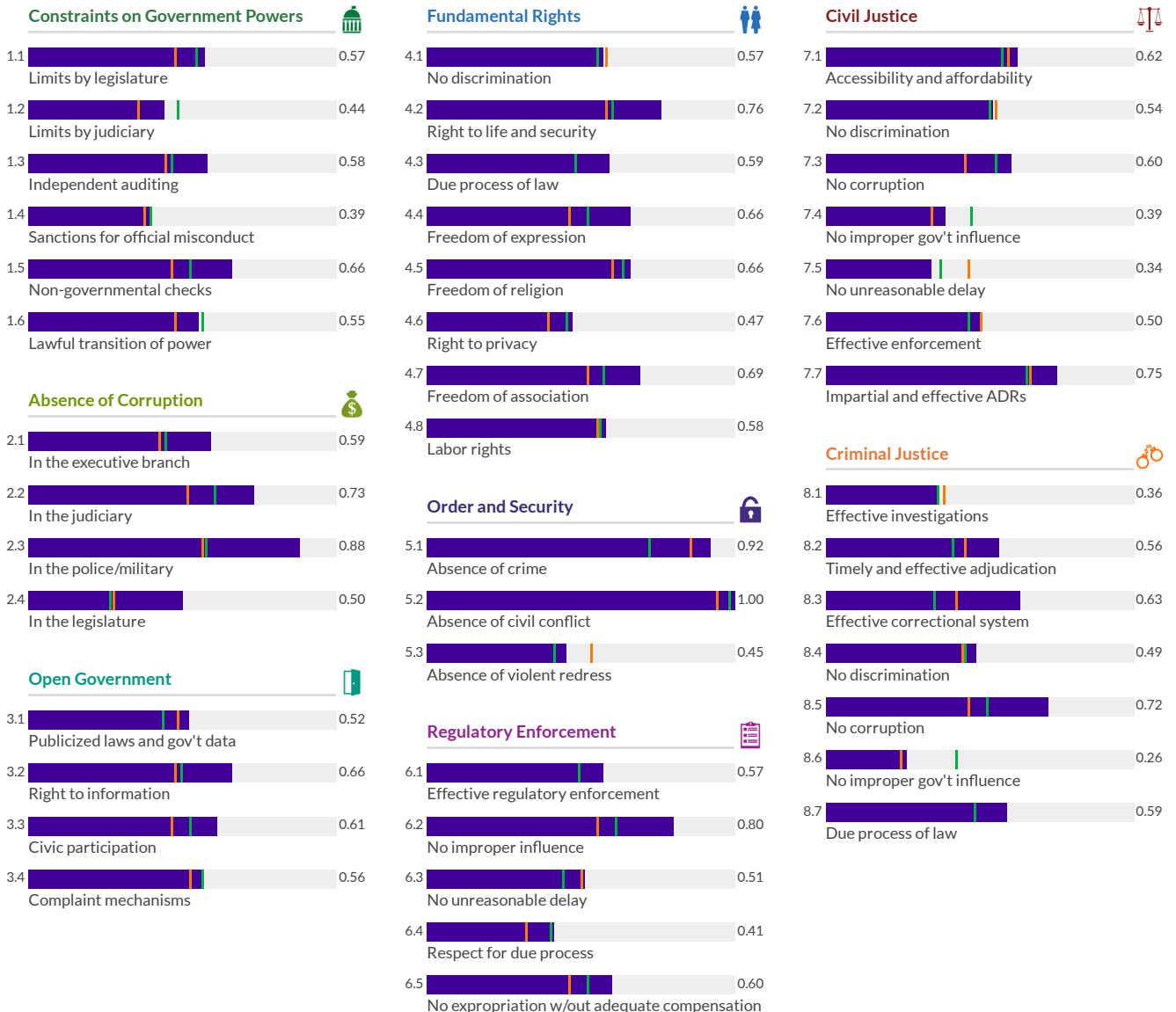
	Factor Score	Score Change	Regional Rank	Income Rank	Global Rank
Constraints on Government Powers	0.53	0.00	2/15	15/41	69/142
Absence of Corruption	0.68	0.00	1/15	2/41	33/142
Open Government	0.59	0.00	1/15	6/41	43/142
Fundamental Rights	0.62	0.01	2/15	11/41	51/142
Order and Security	0.79	0.00	8/15	9/41	47/142
Regulatory Enforcement	0.58	0.01	1/15	6/41	47/142
Civil Justice	0.53	0.00	4/15	18/41	68/142
Criminal Justice	0.52	0.00	1/15	12/41	53/142



\* Indicates statistically significant change at the 10 percent level

Low Medium High

Georgia Eastern Europe and Central Asia Upper-Middle



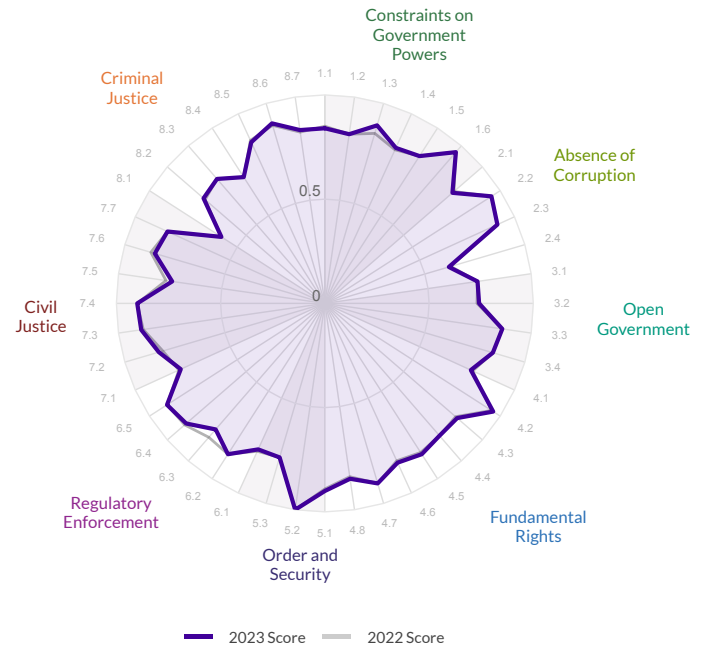
# Germany

Region: EU, EFTA, and North America  
Income Group: High

The scores range from 0 to 1, where 1 signifies the highest possible score and 0 signifies the lowest possible score.

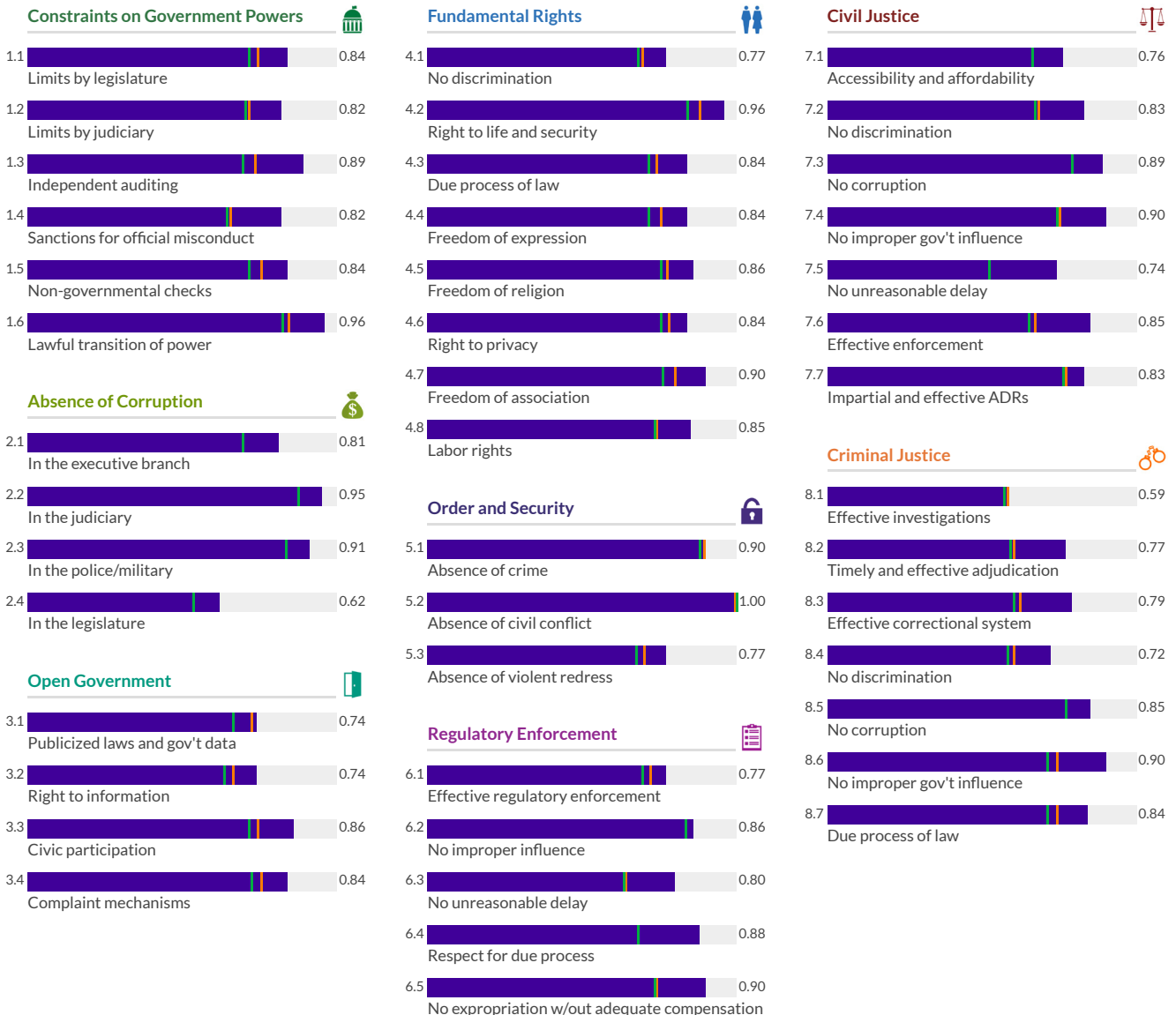
Overall Score	Regional Rank	Income Rank	Global Rank
<b>0.83</b>	<b>5/31</b>	<b>5/46</b>	<b>5/142</b>
Score Change	Rank Change		
<b>0.00</b>	<b>1▲</b>		

	Factor Score	Score Change	Regional Rank	Income Rank	Global Rank
Constraints on Government Powers	0.86	0.01	4/31	4/46	4/142
Absence of Corruption	0.82	0.00	9/31	12/46	12/142
Open Government	0.79	0.00	11/31	13/46	13/142
Fundamental Rights	0.86	0.01	5/31	5/46	5/142
Order and Security	0.89	0.00	16/31	20/46	21/142
Regulatory Enforcement	0.84	-0.01	6/31	8/46	8/142
Civil Justice	0.83	0.00	4/31	4/46	4/142
Criminal Justice	0.78	0.00	6/31	6/46	6/142



\* Indicates statistically significant change at the 10 percent level

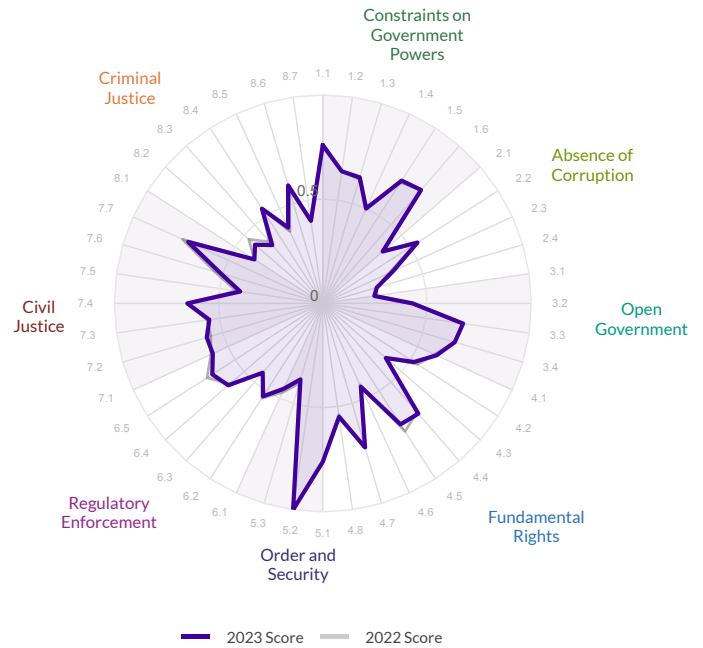
Germany EU, EFTA, and North America High



The scores range from 0 to 1, where 1 signifies the highest possible score and 0 signifies the lowest possible score.

Overall Score	Regional Rank	Income Rank	Global Rank
<b>0.55</b>	<b>7/34</b>	<b>2/37</b>	<b>61/142</b>
Score Change	Rank Change		
<b>0.00</b>	<b>-1</b> ▼		

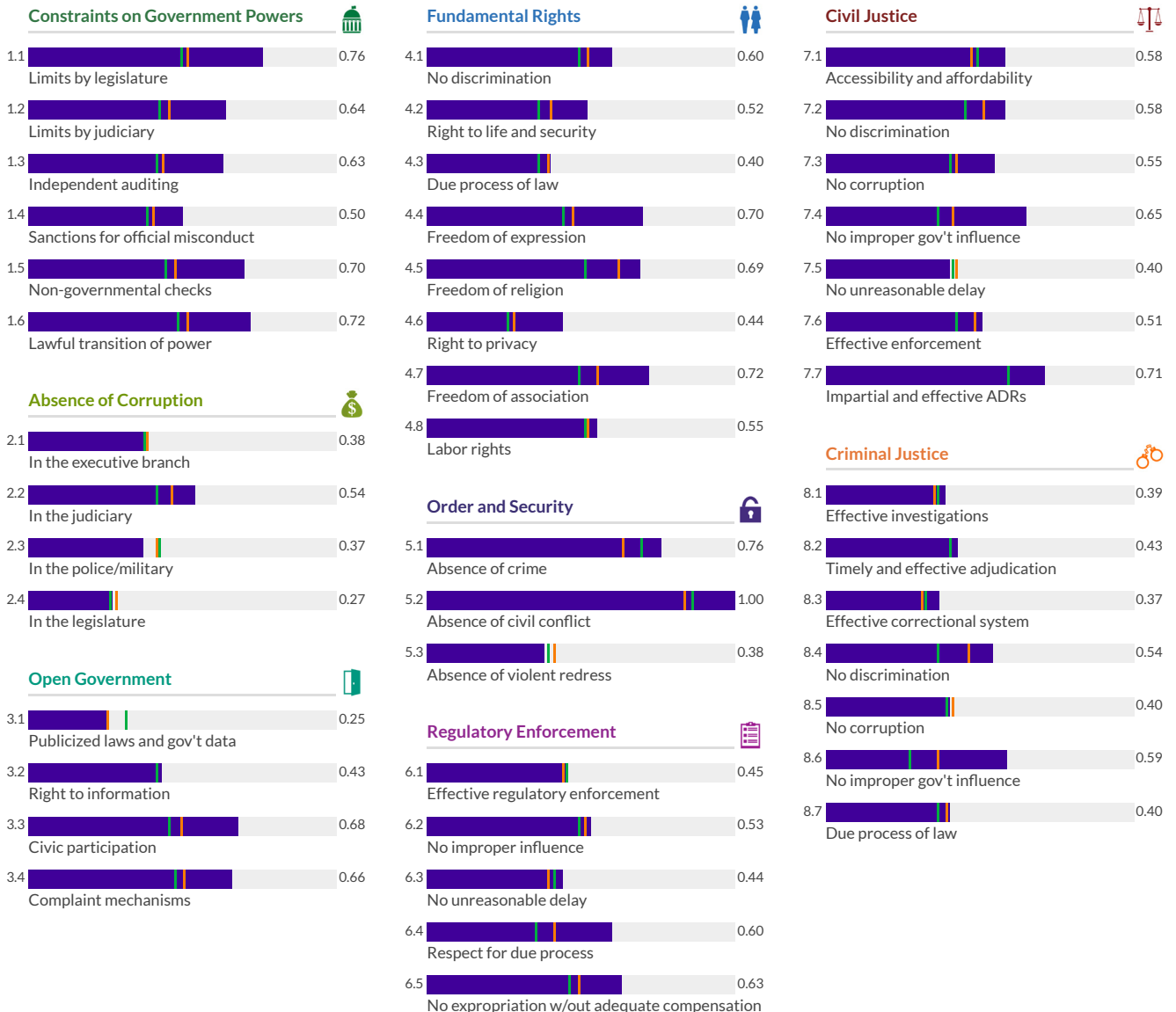
	Factor Score	Score Change	Regional Rank	Income Rank	Global Rank
Constraints on Government Powers	0.66	0.00	2/34	2/37	35/142
Absence of Corruption	0.39	0.00	16/34	17/37	101/142
Open Government	0.51	0.00	5/34	6/37	68/142
Fundamental Rights	0.58	0.00	7/34	3/37	66/142
Order and Security	0.71	-0.01	7/34	9/37	76/142
Regulatory Enforcement	0.53	0.00	6/34	3/37	57/142
Civil Justice	0.57	-0.01	6/34	1/37	54/142
Criminal Justice	0.45	0.00	8/34	5/37	69/142



\* Indicates statistically significant change at the 10 percent level

Low Medium High

— Ghana — Sub-Saharan Africa — Lower-Middle



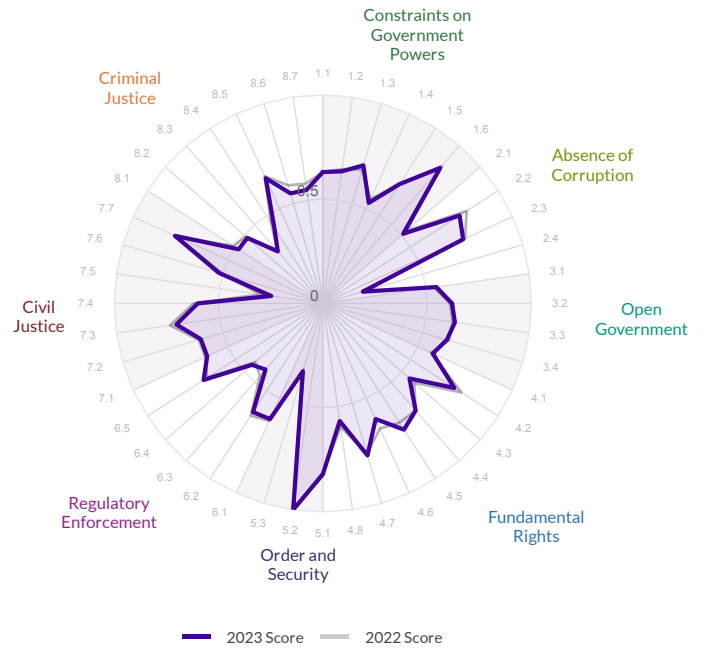
# Greece

Region: EU, EFTA, and North America  
Income Group: High

The scores range from 0 to 1, where 1 signifies the highest possible score and 0 signifies the lowest possible score.

Overall Score	Regional Rank	Income Rank	Global Rank
0.61	29/31	41/46	47/142
Score Change	Rank Change		
-0.01 ▾	-3 ▾		

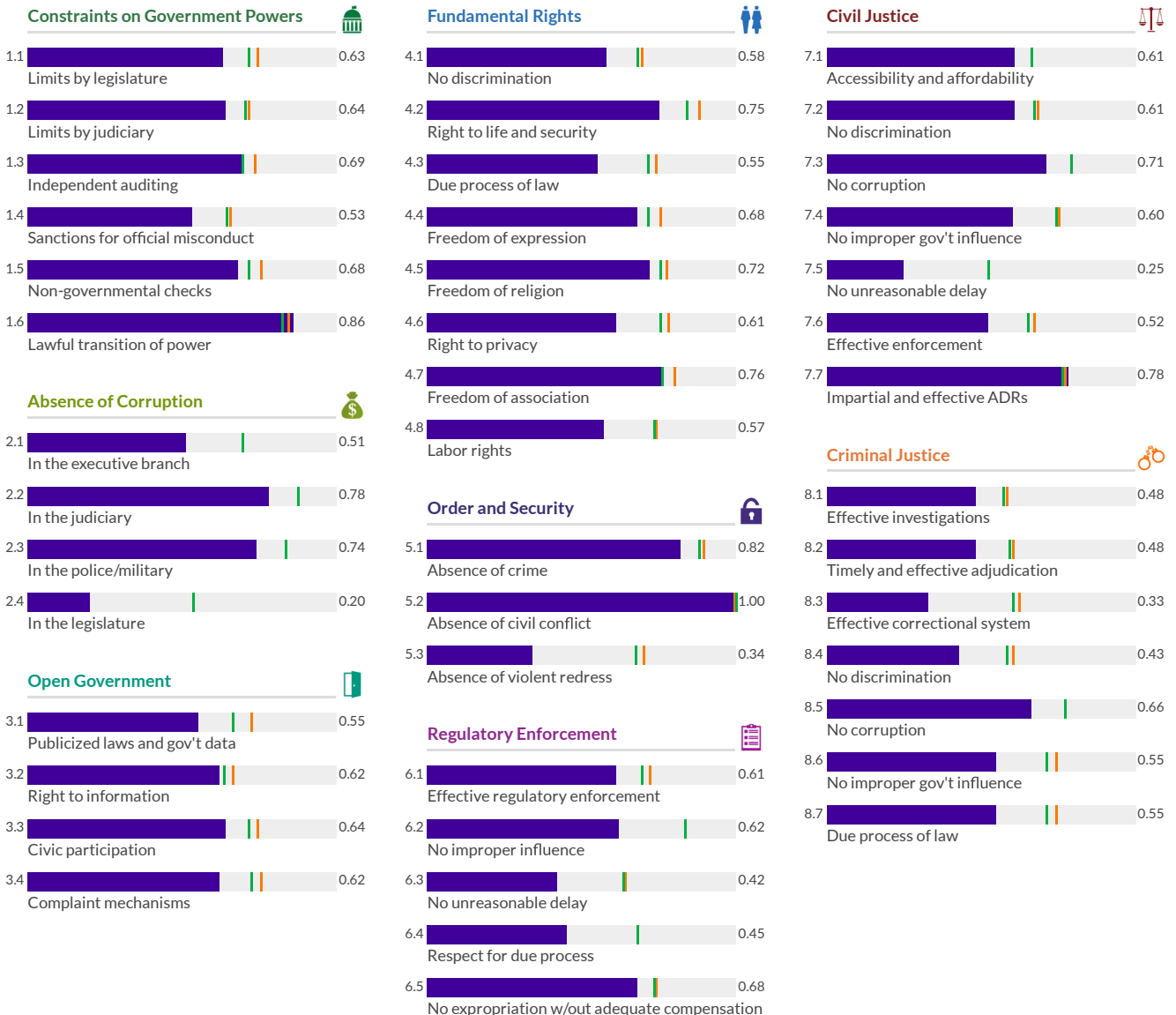
	Factor Score	Score Change	Regional Rank	Income Rank	Global Rank
Constraints on Government Powers	0.67	0.00	23/31	29/46	30/142
Absence of Corruption	0.56	-0.02	28/31	42/46	53/142
Open Government	0.61	0.00	27/31	35/46	39/142
Fundamental Rights	0.65	-0.01	28/31	38/46	44/142
Order and Security	0.72	0.00	31/31	42/46	73/142
Regulatory Enforcement	0.55	-0.01	29/31	42/46	51/142
Civil Justice	0.58	-0.01	26/31	38/46	50/142
Criminal Justice	0.50	-0.02	29/31	42/46	56/142



\* Indicates statistically significant change at the 10 percent level

Low Medium High

— Greece — EU, EFTA, and North America — High





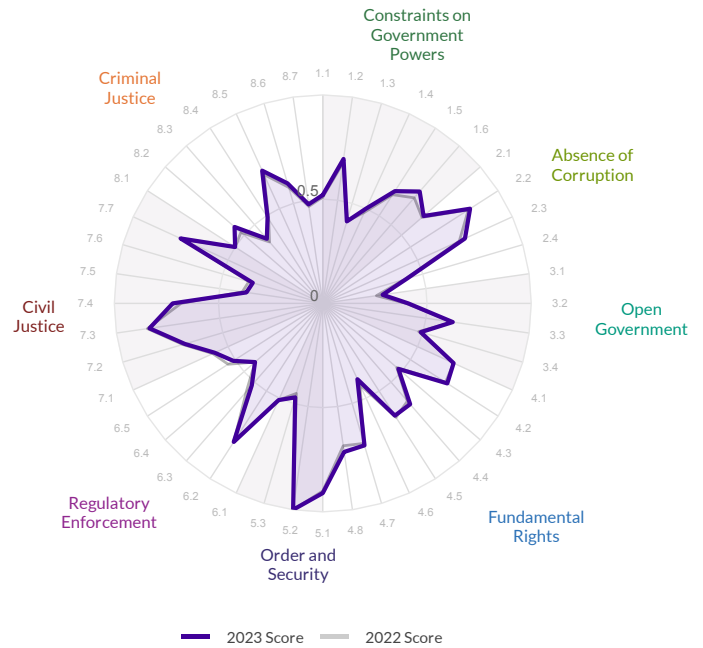
# Grenada

Region: Latin America and Caribbean  
Income Group: Upper-Middle

The scores range from 0 to 1, where 1 signifies the highest possible score and 0 signifies the lowest possible score.

Overall Score	Regional Rank	Income Rank	Global Rank
<b>0.60</b>	<b>9/32</b>	<b>7/41</b>	<b>49/142</b>
Score Change	Rank Change		
<b>0.01 ▲</b>	<b>1 ▲</b>		

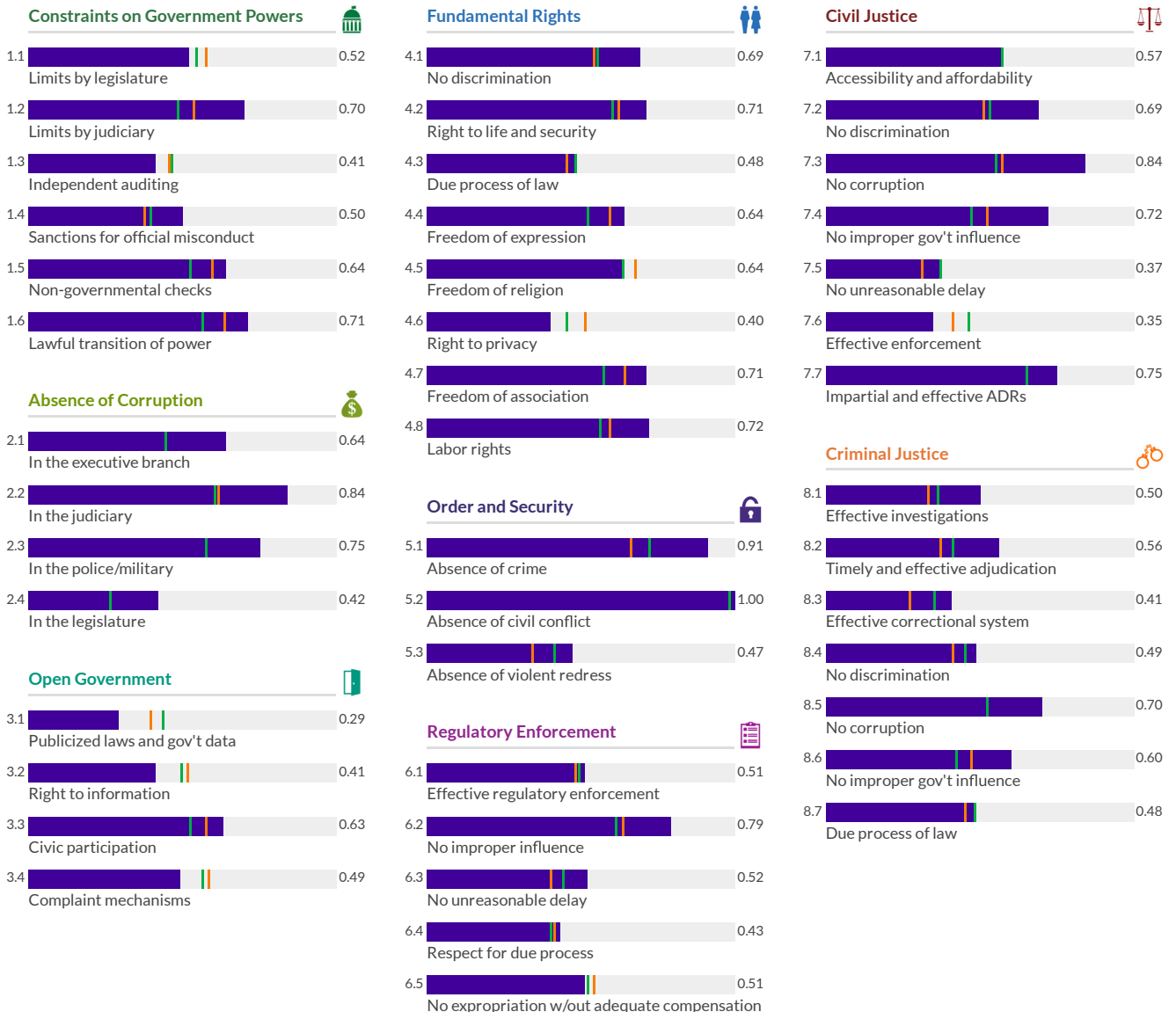
	Factor Score	Score Change	Regional Rank	Income Rank	Global Rank
Constraints on Government Powers	0.58	0.02	12/32	10/41	52/142
Absence of Corruption	0.66	0.01	5/32	3/41	38/142
Open Government	0.46	0.01	23/32	29/41	87/142
Fundamental Rights	0.62	0.01	13/32	10/41	50/142
Order and Security	0.80	0.01	2/32	8/41	45/142
Regulatory Enforcement	0.55	-0.01	9/32	8/41	53/142
Civil Justice	0.61	0.00	8/32	7/41	43/142
Criminal Justice	0.54	0.02	10/32	10/41	49/142



\* Indicates statistically significant change at the 10 percent level

■ Low    ■ Medium    ■ High

■ Grenada    ■ Latin America and Caribbean    ■ Upper-Middle



# Guatemala

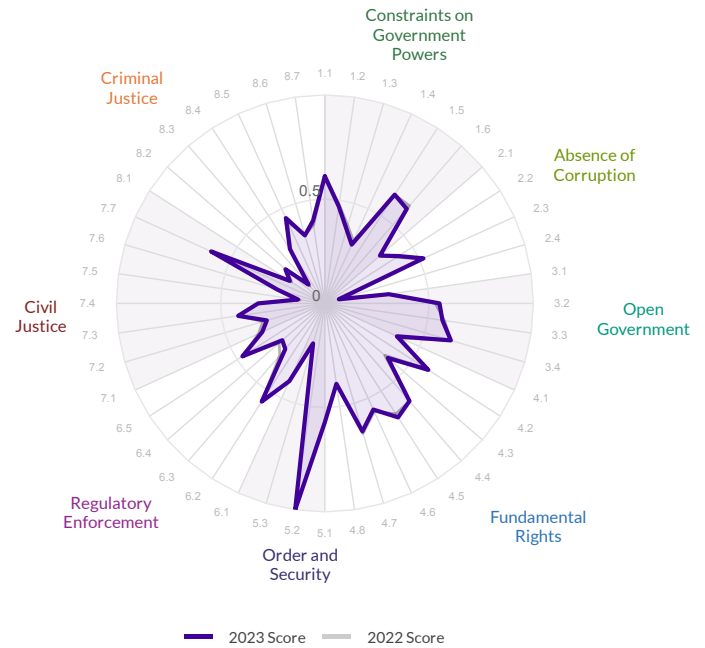
Region: Latin America and Caribbean  
Income Group: Upper-Middle

The scores range from 0 to 1, where 1 signifies the highest possible score and 0 signifies the lowest possible score.

Overall Score	Regional Rank	Income Rank	Global Rank
<b>0.44</b>	<b>26/32</b>	<b>36/41</b>	<b>111/142</b>

Score Change	Rank Change
<b>0.00</b>	<b>1▲</b>

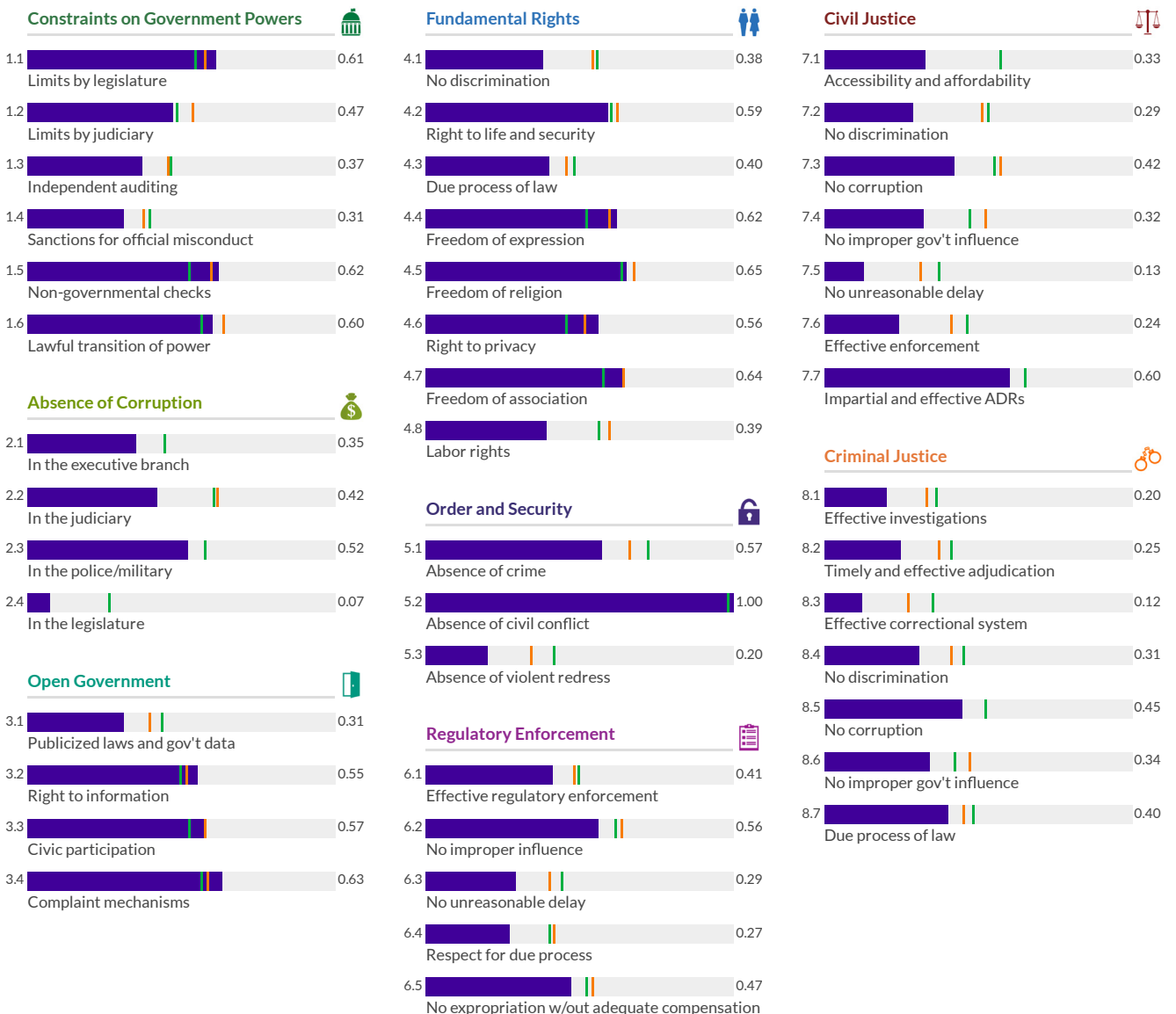
	Factor Score	Score Change	Regional Rank	Income Rank	Global Rank
Constraints on Government Powers	0.49	-0.01	22/32	24/41	86/142
Absence of Corruption	0.34	0.01	24/32	36/41	115/142
Open Government	0.52	0.00	17/32	19/41	64/142
Fundamental Rights	0.53	0.00	19/32	24/41	74/142
Order and Security	0.59	0.00	28/32	38/41	124/142
Regulatory Enforcement	0.40	-0.01	27/32	40/41	122/142
Civil Justice	0.33	-0.01	29/32	40/41	136/142
Criminal Justice	0.30	0.01	24/32	36/41	124/142



\* Indicates statistically significant change at the 10 percent level

Low Medium High

Guatemala Latin America and Caribbean Upper-Middle



# Guinea

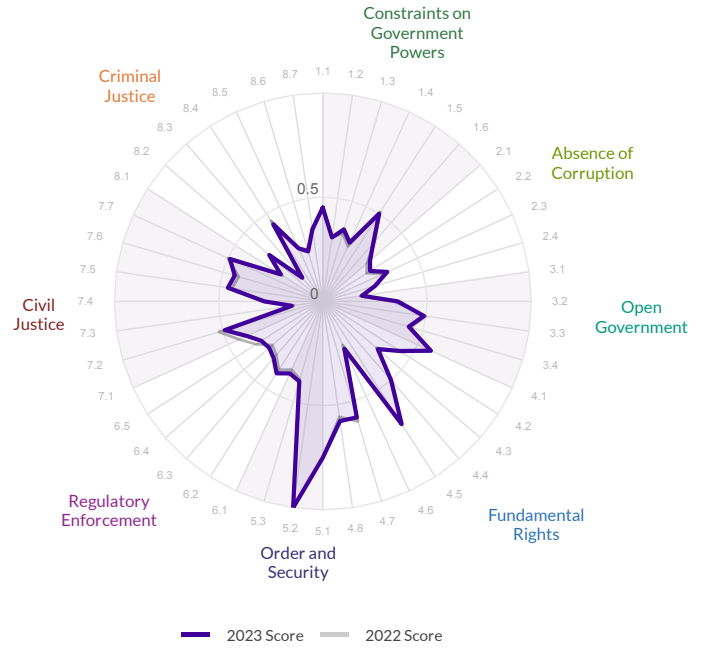
Region: Sub-Saharan Africa  
Income Group: Low

The scores range from 0 to 1, where 1 signifies the highest possible score and 0 signifies the lowest possible score.

Overall Score	Regional Rank	Income Rank	Global Rank
<b>0.41</b>	<b>22/34</b>	<b>11/18</b>	<b>118/142</b>

Score Change	Rank Change
<b>0.00</b>	<b>1</b>

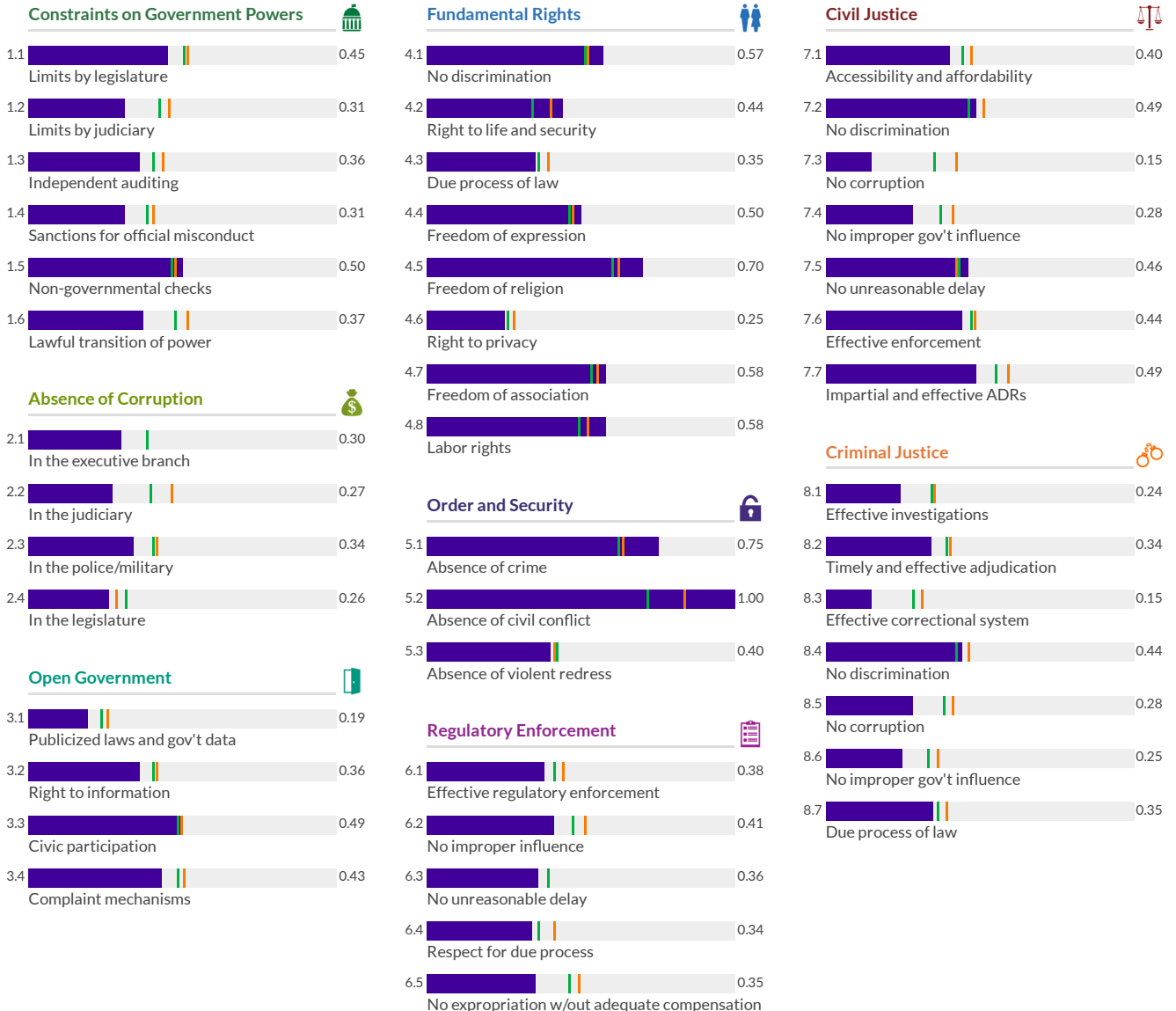
Factor	Score	Score Change	Regional Rank	Income Rank	Global Rank
Constraints on Government Powers	0.38	0.00	25/34	14/18	115/142
Absence of Corruption	0.29	0.01	28/34	15/18	129/142
Open Government	0.37	0.00	24/34	12/18	121/142
Fundamental Rights	0.50	0.00	14/34	7/18	88/142
Order and Security	0.72	0.00	6/34	2/18	74/142
Regulatory Enforcement	0.37	0.01	29/34	14/18	131/142
Civil Justice	0.39	0.00	32/34	15/18	128/142
Criminal Justice	0.29	0.00	29/34	15/18	125/142



\* Indicates statistically significant change at the 10 percent level

Low Medium High

Guinea Sub-Saharan Africa Low



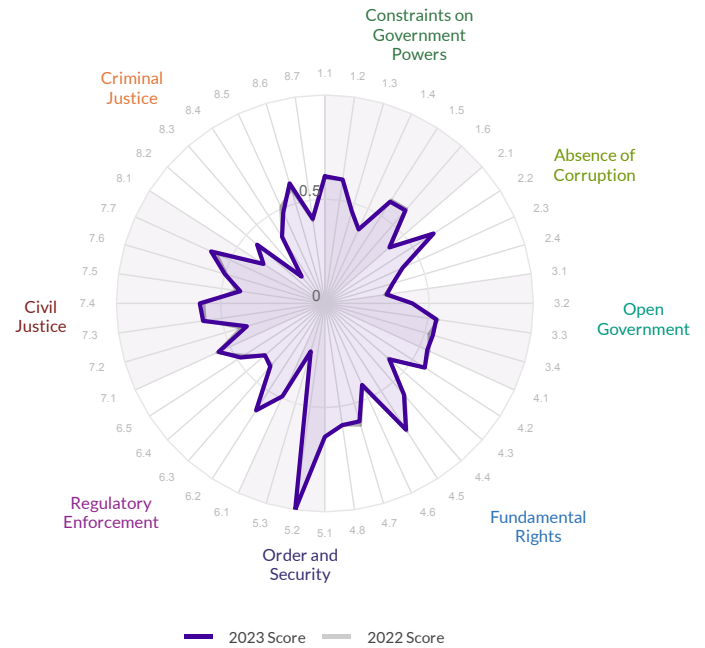
# Guyana

Region: Latin America and Caribbean  
Income Group: Upper-Middle

The scores range from 0 to 1, where 1 signifies the highest possible score and 0 signifies the lowest possible score.

Overall Score	Regional Rank	Income Rank	Global Rank
<b>0.50</b>	<b>16/32</b>	<b>22/41</b>	<b>76/142</b>
Score Change	Rank Change		
<b>0.00</b>	<b>1▲</b>		

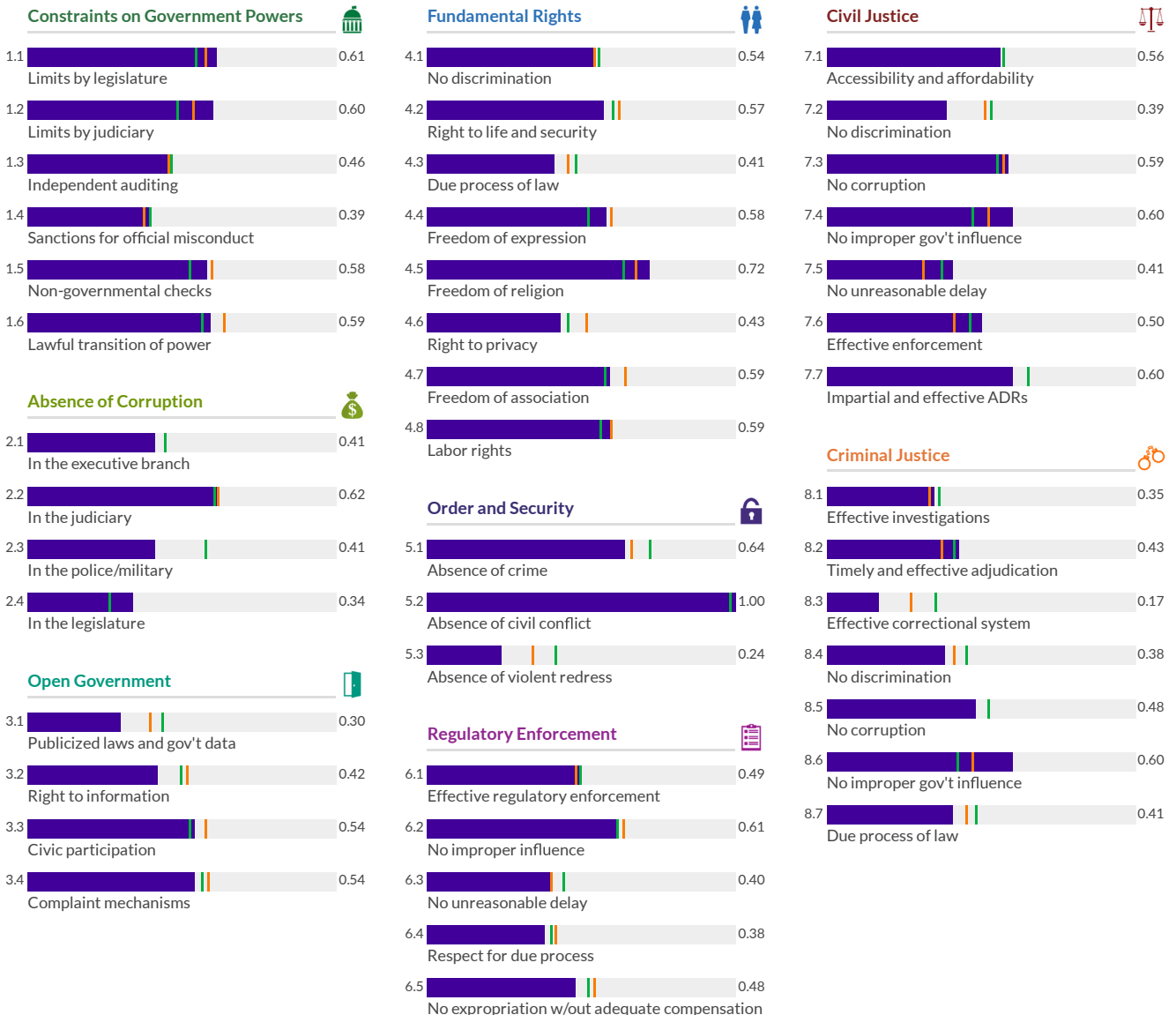
	Factor Score	Score Change	Regional Rank	Income Rank	Global Rank
Constraints on Government Powers	0.54	0.00	14/32	14/41	65/142
Absence of Corruption	0.45	0.00	16/32	24/41	76/142
Open Government	0.45	0.01	25/32	32/41	93/142
Fundamental Rights	0.56	-0.01	18/32	22/41	70/142
Order and Security	0.63	0.00	21/32	31/41	111/142
Regulatory Enforcement	0.47	0.01	20/32	24/41	86/142
Civil Justice	0.52	0.00	16/32	20/41	71/142
Criminal Justice	0.40	0.00	14/32	24/41	81/142



\* Indicates statistically significant change at the 10 percent level

Low Medium High

— Guyana — Latin America and Caribbean — Upper-Middle



# Haiti

Region: Latin America and Caribbean  
Income Group: Lower-Middle

The scores range from 0 to 1, where 1 signifies the highest possible score and 0 signifies the lowest possible score.

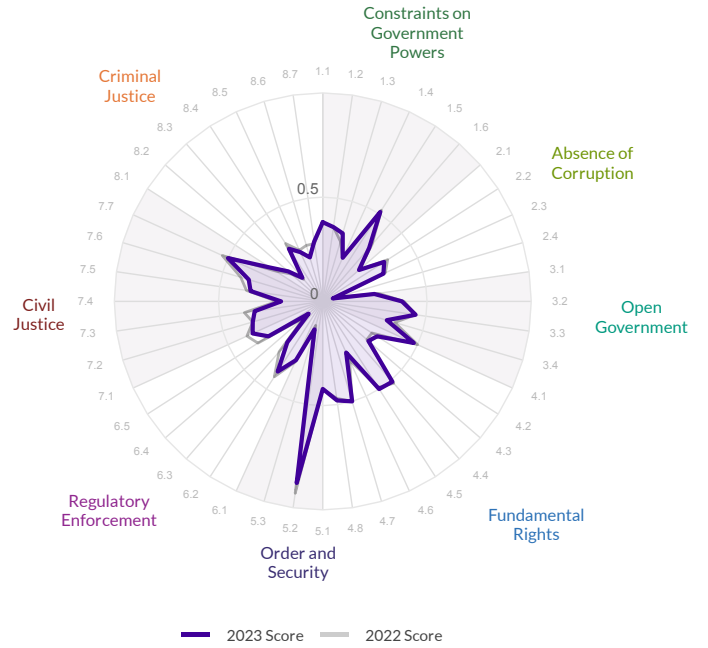
Overall Score	Regional Rank	Income Rank	Global Rank
<b>0.34</b>	<b>31/32</b>	<b>36/37</b>	<b>139/142</b>

Score Change	Rank Change
<b>-0.01</b>	<b>-1</b>

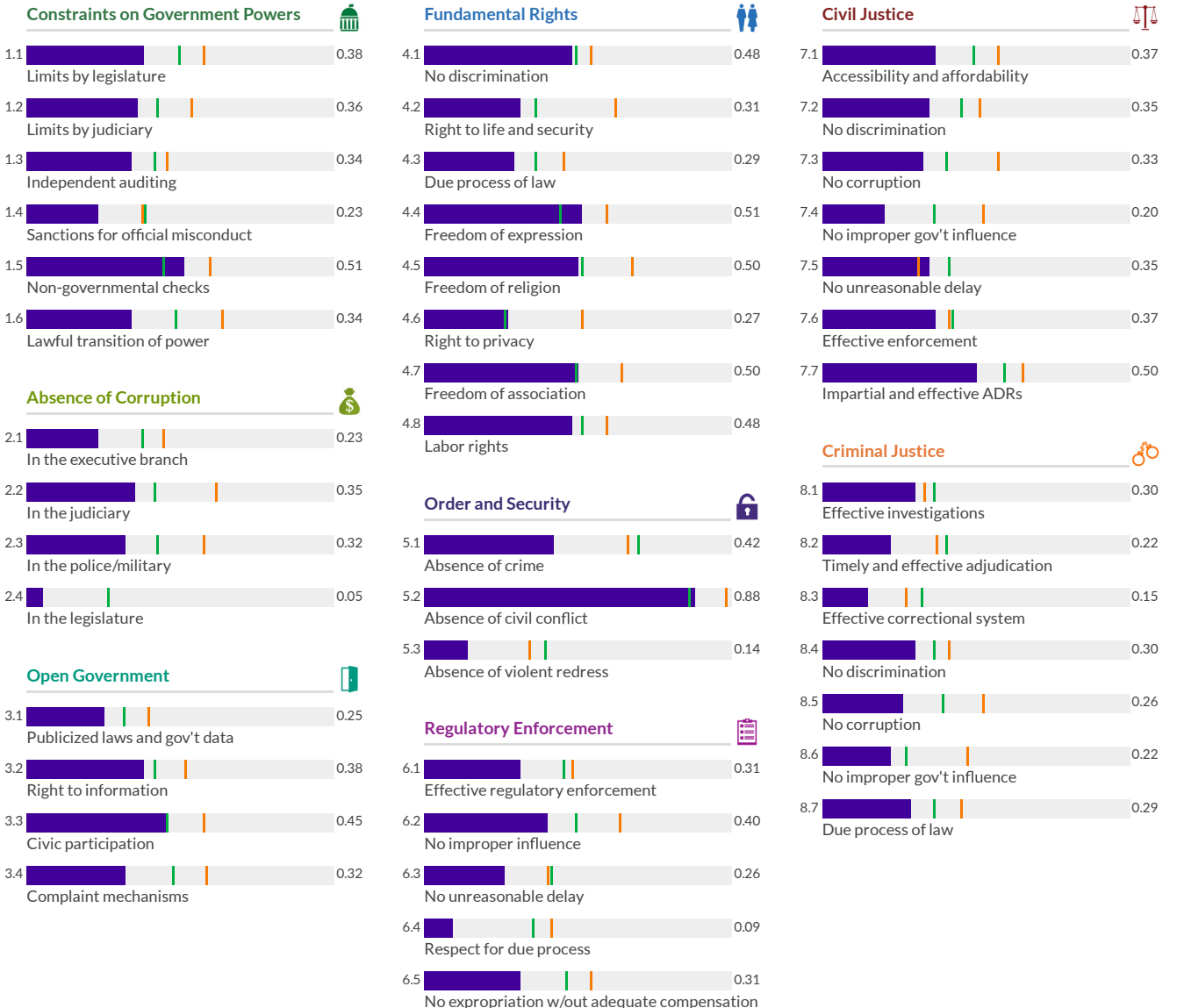
	Factor Score	Score Change	Regional Rank	Income Rank	Global Rank
Constraints on Government Powers	0.36	0.00	29/32	29/37	125/142
Absence of Corruption	0.24	-0.01	32/32	36/37	140/142
Open Government	0.35	-0.02	30/32	28/37	126/142
Fundamental Rights	0.42	0.00	30/32	24/37	117/142
Order and Security	0.48	-0.01	32/32	35/37	135/142
Regulatory Enforcement	0.28	<b>-0.03*</b>	31/32	36/37	140/142
Civil Justice	0.35	-0.03	28/32	33/37	135/142
Criminal Justice	0.25	0.00	29/32	34/37	138/142

\* Indicates statistically significant change at the 10 percent level

Low Medium High



Haiti Latin America and Caribbean Lower-Middle



# Honduras

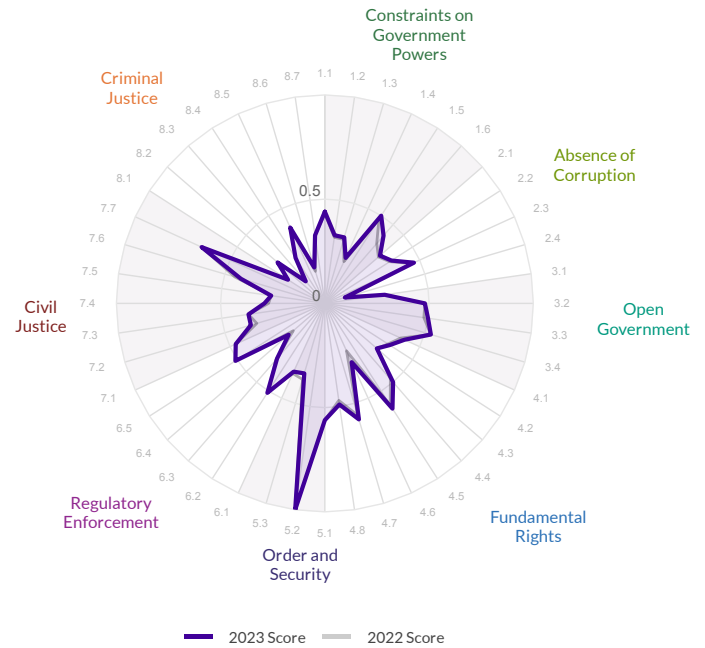
Region: Latin America and Caribbean  
Income Group: Lower-Middle

The scores range from 0 to 1, where 1 signifies the highest possible score and 0 signifies the lowest possible score.

Overall Score	Regional Rank	Income Rank	Global Rank
0.41	28/32	23/37	119/142

Score Change	Rank Change
0.01 ▲	4 ▲

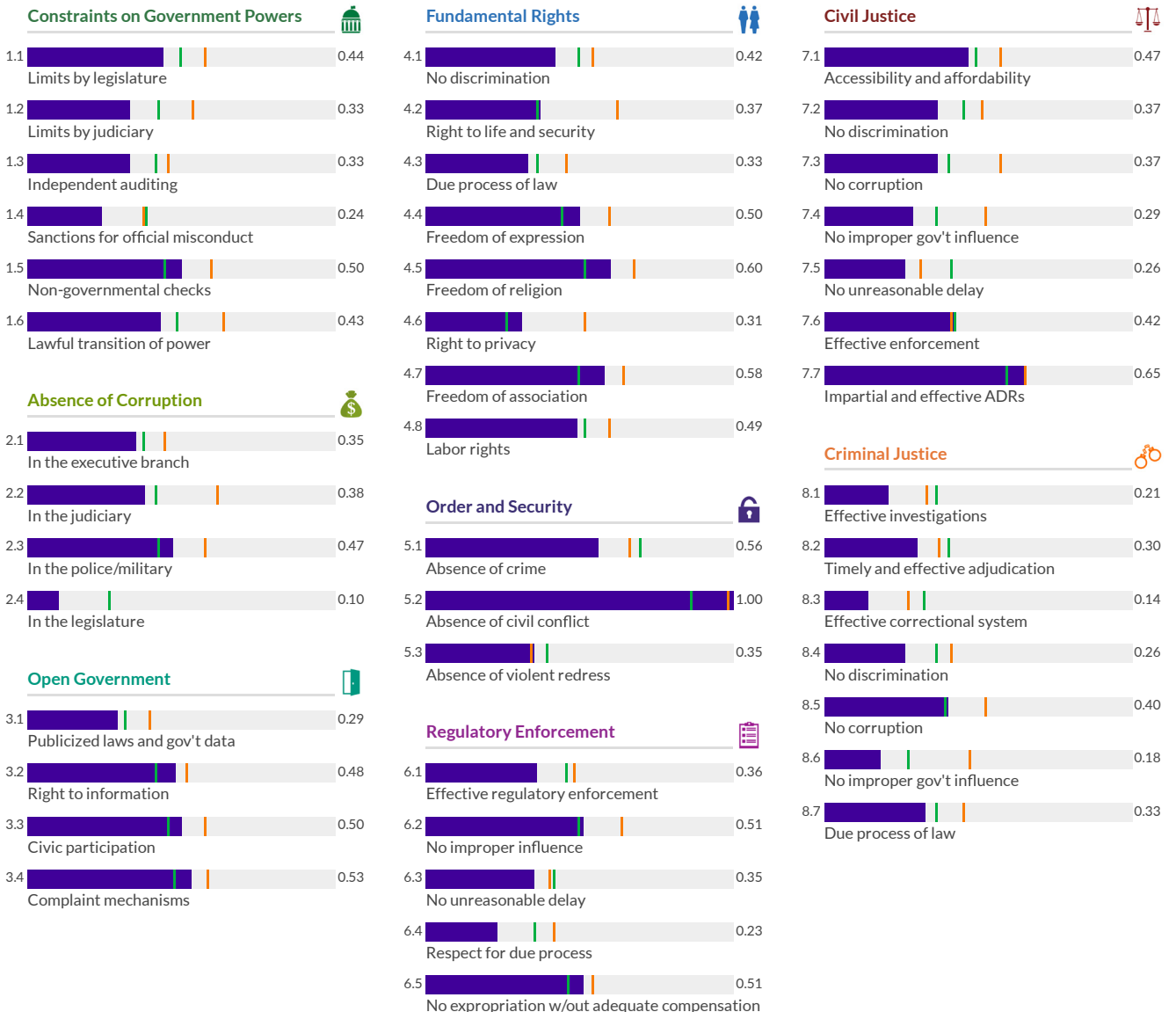
	Factor Score	Score Change	Regional Rank	Income Rank	Global Rank
Constraints on Government Powers	0.38	0.02*	28/32	23/37	116/142
Absence of Corruption	0.32	0.00	26/32	25/37	119/142
Open Government	0.45	0.01	24/32	13/37	92/142
Fundamental Rights	0.45	0.02	28/32	16/37	106/142
Order and Security	0.64	-0.01	20/32	24/37	107/142
Regulatory Enforcement	0.39	0.00	28/32	28/37	124/142
Civil Justice	0.40	0.00	26/32	27/37	123/142
Criminal Justice	0.26	0.00	27/32	30/37	133/142



\* Indicates statistically significant change at the 10 percent level

Low Medium High

Honduras Latin America and Caribbean Lower-Middle



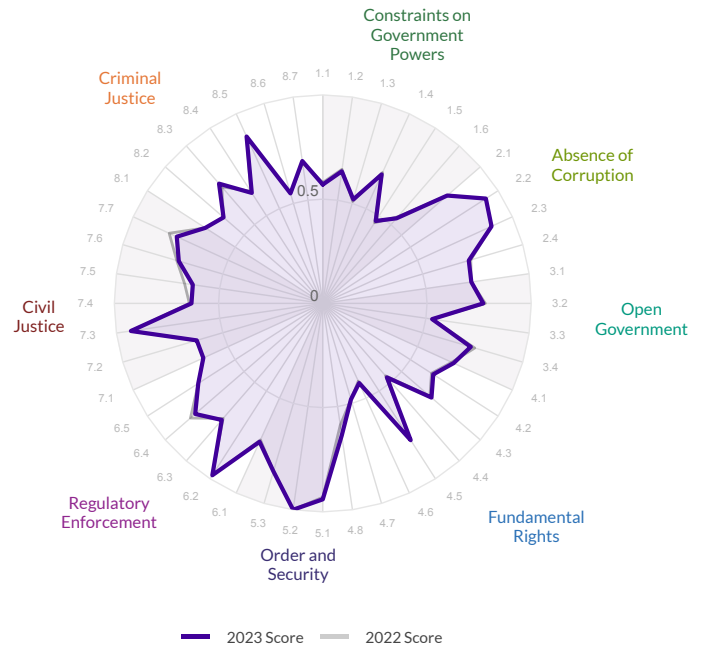
# Hong Kong SAR, China

Region: East Asia and Pacific  
Income Group: High

The scores range from 0 to 1, where 1 signifies the highest possible score and 0 signifies the lowest possible score.

Overall Score	Regional Rank	Income Rank	Global Rank
<b>0.73</b>	<b>6/15</b>	<b>23/46</b>	<b>23/142</b>
Score Change	Rank Change		
<b>0.00</b>	<b>-1 ▾</b>		

Factor	Score	Score Change	Regional Rank	Income Rank	Global Rank
Constraints on Government Powers	0.57	-0.01	8/15	41/46	59/142
Absence of Corruption	0.83	0.00	3/15	9/46	9/142
Open Government	0.69	-0.01	5/15	25/46	26/142
Fundamental Rights	0.60	0.01	6/15	42/46	58/142
Order and Security	0.93	0.00	2/15	6/46	6/142
Regulatory Enforcement	0.79	0.00	5/15	17/46	17/142
Civil Justice	0.71	-0.01	6/15	20/46	20/142
Criminal Justice	0.69	0.00	6/15	20/46	20/142



\* Indicates statistically significant change at the 10 percent level

Low Medium High

Hong Kong SAR, China East Asia and Pacific High





# Hungary

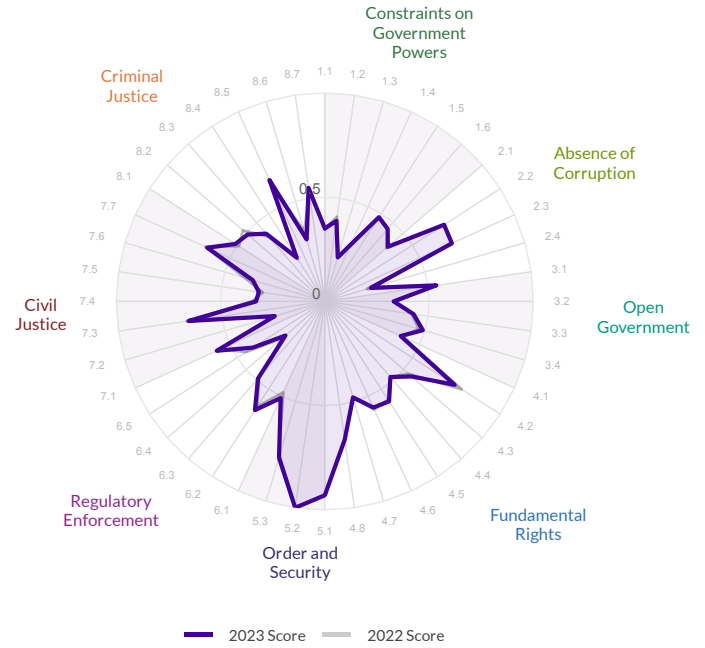
Region: EU, EFTA, and North America  
Income Group: High

The scores range from 0 to 1, where 1 signifies the highest possible score and 0 signifies the lowest possible score.

Overall Score	Regional Rank	Income Rank	Global Rank
0.51	31/31	45/46	73/142

Score Change	Rank Change
0.00	2▲

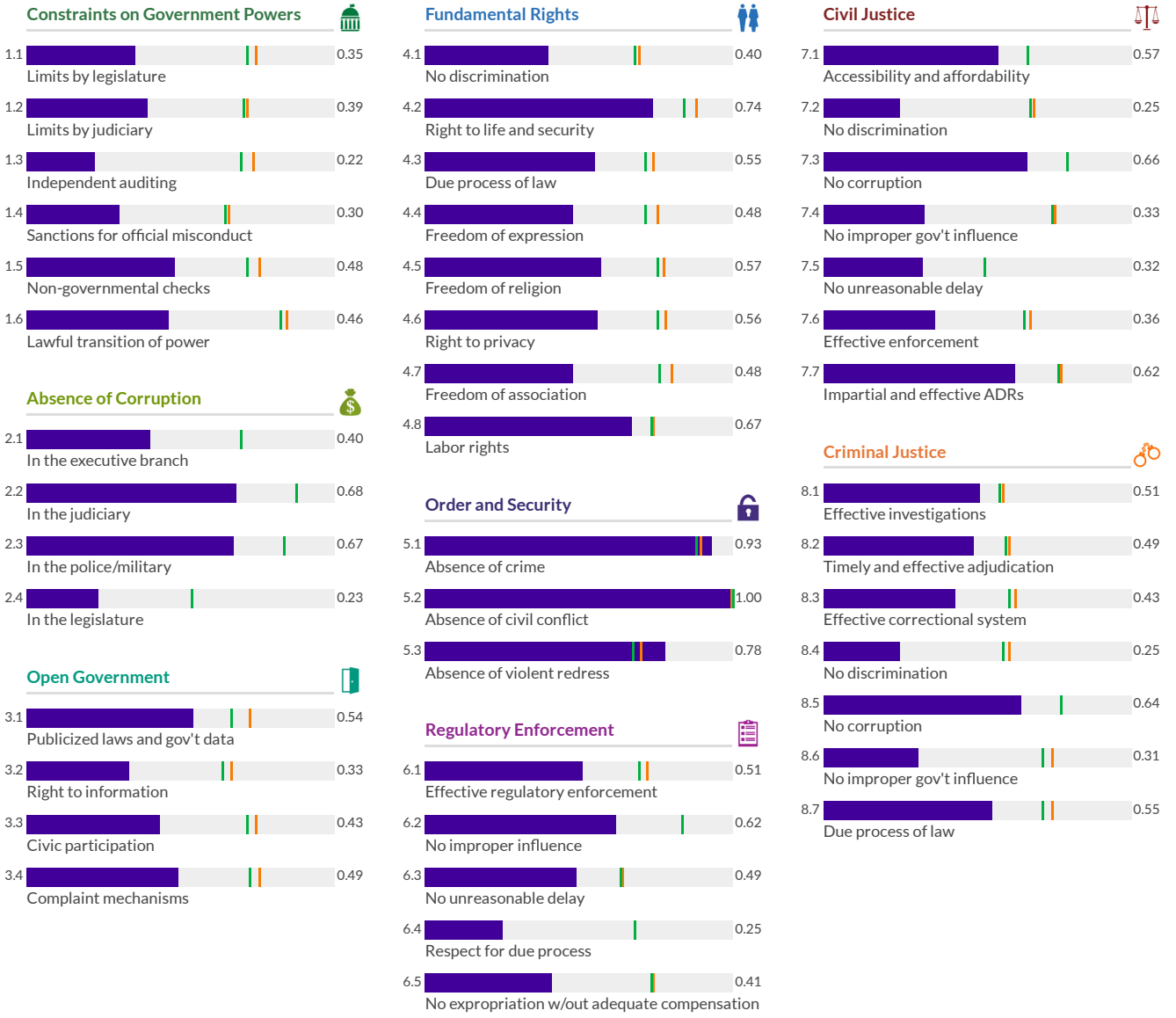
	Factor Score	Score Change	Regional Rank	Income Rank	Global Rank
Constraints on Government Powers	0.37	0.00	31/31	46/46	123/142
Absence of Corruption	0.50	0.01	30/31	44/46	59/142
Open Government	0.45	0.00	31/31	44/46	95/142
Fundamental Rights	0.55	-0.01	31/31	44/46	71/142
Order and Security	0.90	0.00	10/31	14/46	14/142
Regulatory Enforcement	0.45	0.00	31/31	46/46	98/142
Civil Justice	0.45	-0.01	31/31	46/46	105/142
Criminal Justice	0.45	0.00	30/31	44/46	67/142



\* Indicates statistically significant change at the 10 percent level

Low Medium High

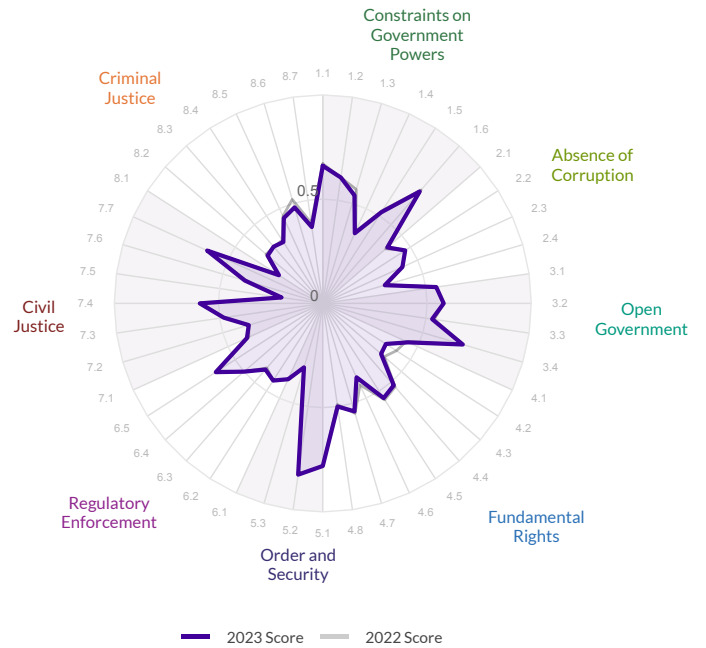
— Hungary — EU, EFTA, and North America — High



The scores range from 0 to 1, where 1 signifies the highest possible score and 0 signifies the lowest possible score.

Overall Score	Regional Rank	Income Rank	Global Rank
<b>0.49</b>	<b>3/6</b>	<b>9/37</b>	<b>79/142</b>
Score Change	Rank Change		
<b>0.00</b>	<b>0</b>		

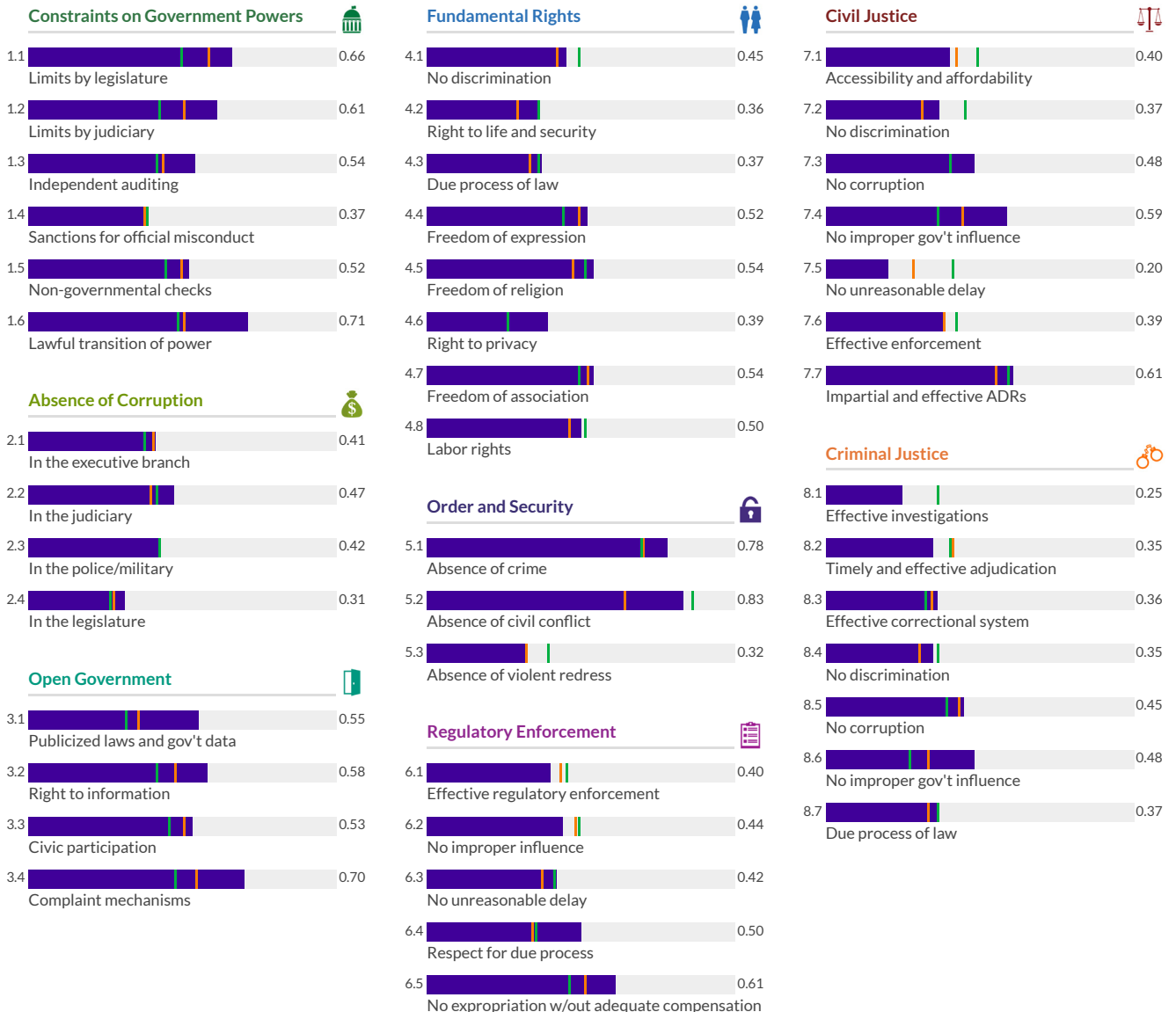
	Factor Score	Score Change	Regional Rank	Income Rank	Global Rank
Constraints on Government Powers	0.57	-0.01	2/6	4/37	58/142
Absence of Corruption	0.40	0.00	3/6	15/37	96/142
Open Government	0.59	0.00	1/6	1/37	42/142
Fundamental Rights	0.46	-0.01	3/6	13/37	99/142
Order and Security	0.64	0.00	3/6	23/37	105/142
Regulatory Enforcement	0.48	0.01	3/6	13/37	83/142
Civil Justice	0.43	0.00	3/6	24/37	111/142
Criminal Justice	0.37	-0.01	3/6	14/37	93/142



\* Indicates statistically significant change at the 10 percent level

Low Medium High

India South Asia Lower-Middle



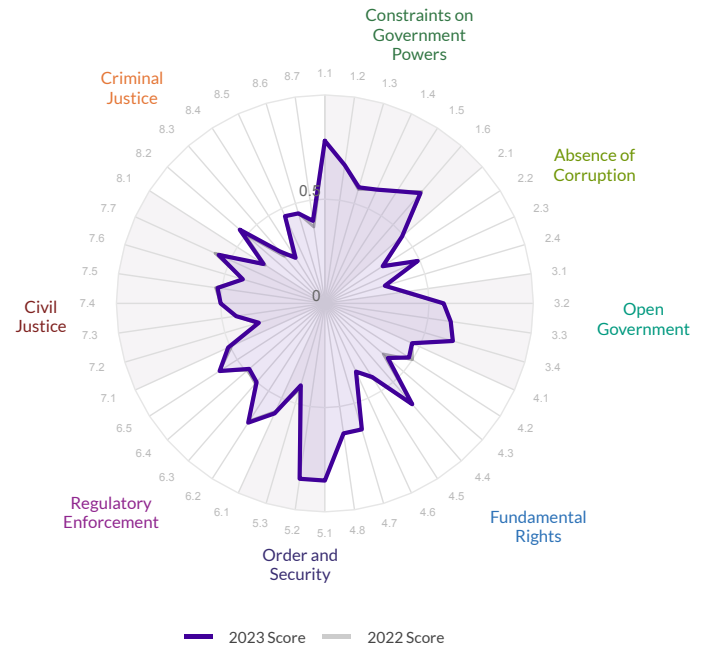
# Indonesia

Region: East Asia and Pacific  
Income Group: Lower-Middle

The scores range from 0 to 1, where 1 signifies the highest possible score and 0 signifies the lowest possible score.

Overall Score	Regional Rank	Income Rank	Global Rank
<b>0.53</b>	<b>9/15</b>	<b>4/37</b>	<b>66/142</b>
Score Change	Rank Change		
<b>0.00</b>	<b>0</b>		

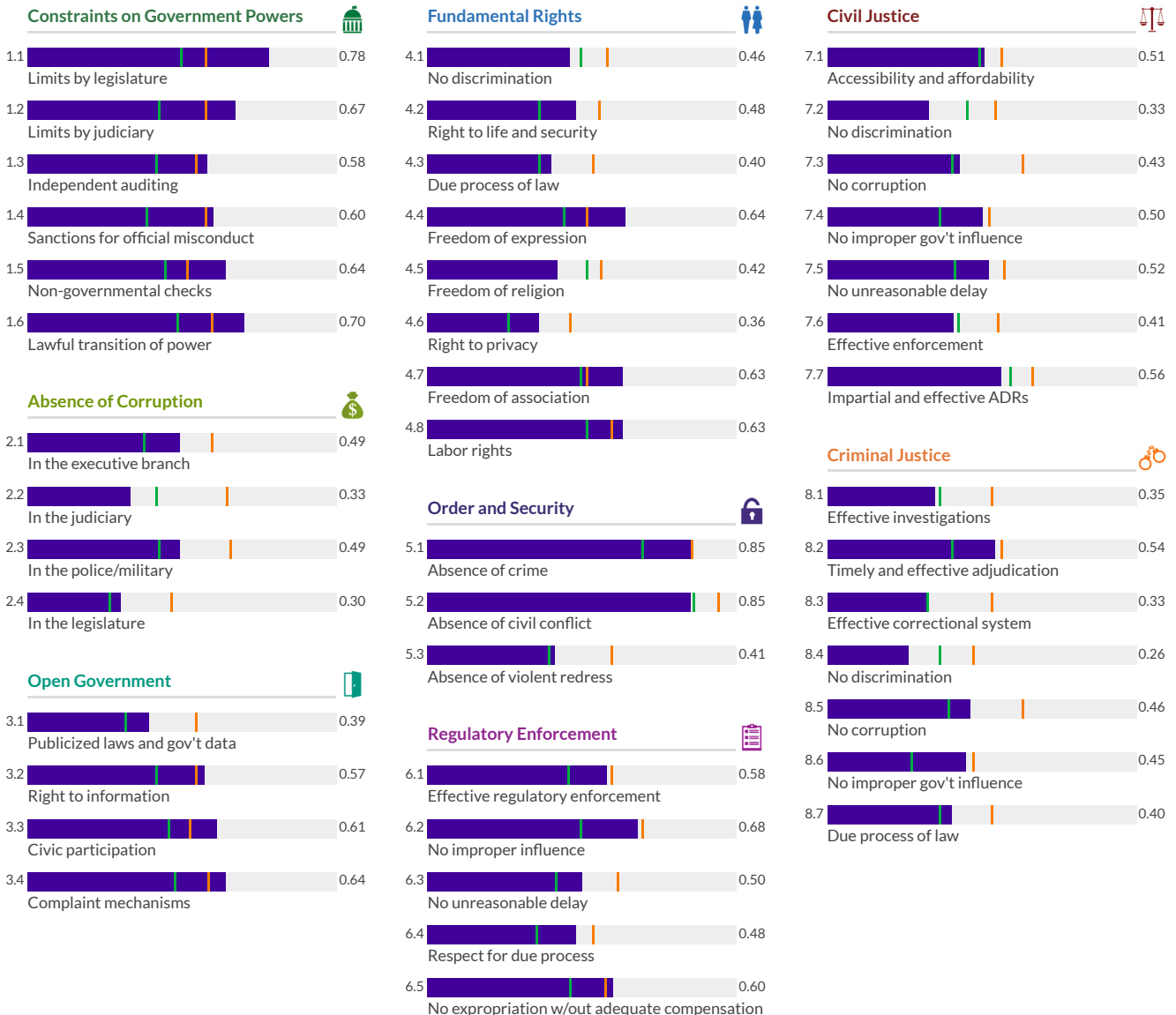
	Factor Score	Score Change	Regional Rank	Income Rank	Global Rank
Constraints on Government Powers	0.66	0.00	6/15	1/37	34/142
Absence of Corruption	0.40	0.00	14/15	14/37	95/142
Open Government	0.55	0.00	7/15	2/37	54/142
Fundamental Rights	0.50	0.00	8/15	8/37	85/142
Order and Security	0.71	0.00	12/15	10/37	79/142
Regulatory Enforcement	0.57	0.00	7/15	1/37	48/142
Civil Justice	0.47	0.00	11/15	15/37	93/142
Criminal Justice	0.40	0.01	12/15	11/37	83/142



\* Indicates statistically significant change at the 10 percent level

Low Medium High

Indonesia East Asia and Pacific Lower-Middle



# Iran, Islamic Rep.

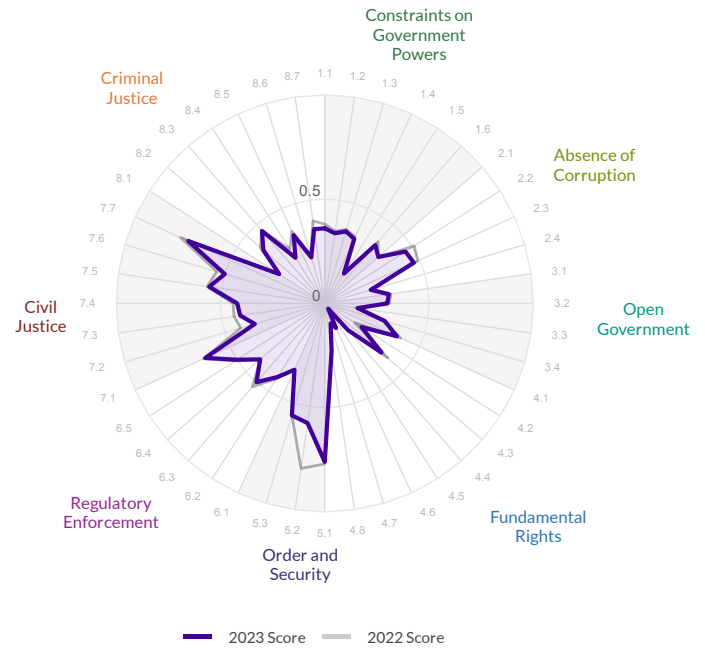
Region: Middle East and North Africa  
Income Group: Lower-Middle

The scores range from 0 to 1, where 1 signifies the highest possible score and 0 signifies the lowest possible score.

Overall Score	Regional Rank	Income Rank	Global Rank
0.39	8/9	27/37	126/142

Score Change	Rank Change
-0.02 ▼	-5 ▼

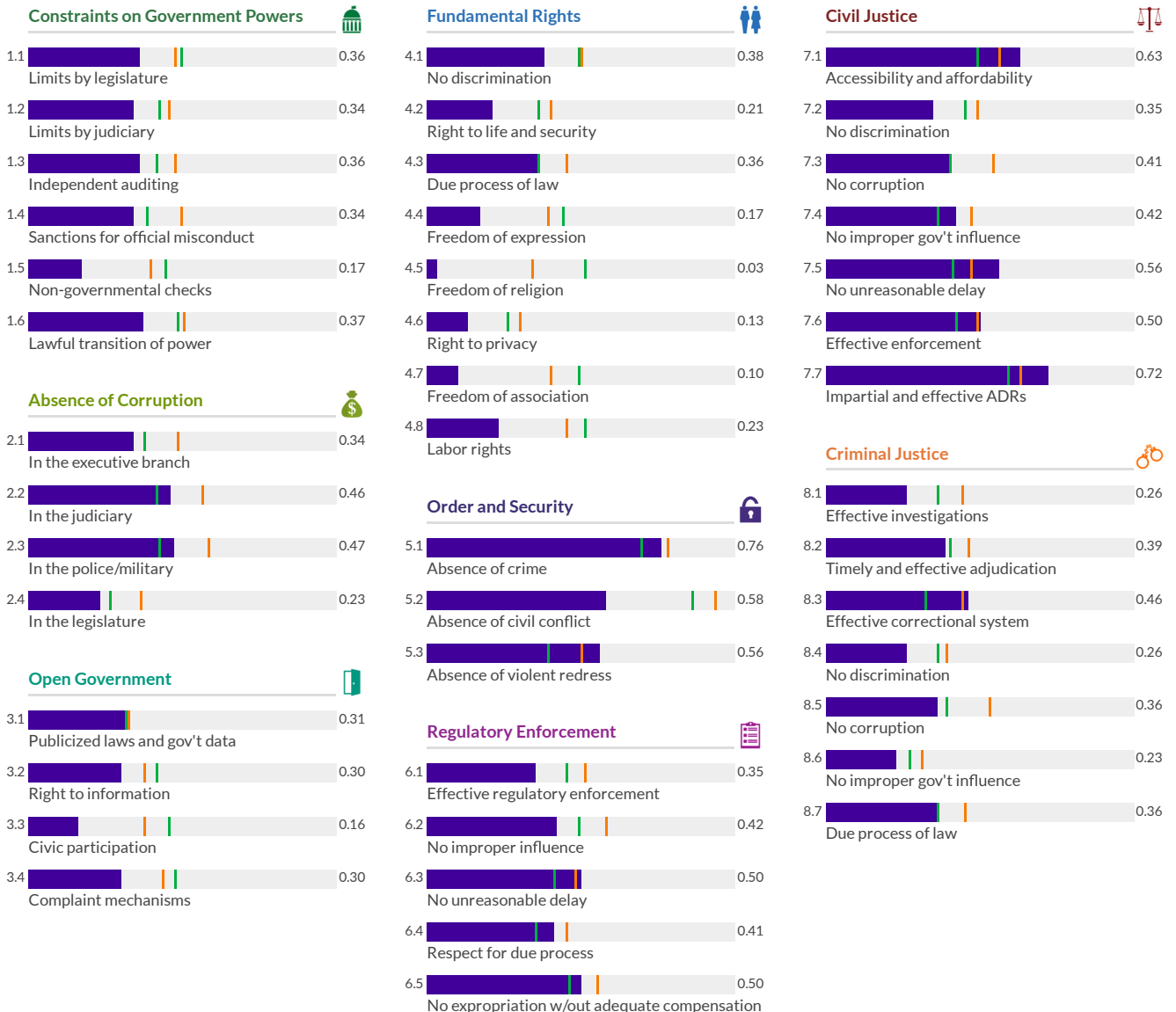
Factor	Score	Score Change	Regional Rank	Income Rank	Global Rank
Constraints on Government Powers	0.32	-0.01	8/9	33/37	131/142
Absence of Corruption	0.37	-0.02	8/9	19/37	107/142
Open Government	0.27	0.00	8/9	35/37	140/142
Fundamental Rights	0.20	0.00	9/9	37/37	142/142
Order and Security	0.63	-0.08*	8/9	26/37	109/142
Regulatory Enforcement	0.44	-0.01	7/9	19/37	106/142
Civil Justice	0.51	-0.03*	6/9	8/37	76/142
Criminal Justice	0.33	-0.02	7/9	23/37	110/142



\* Indicates statistically significant change at the 10 percent level

Low Medium High

Iran, Islamic Rep. Middle East and North Africa Lower-Middle



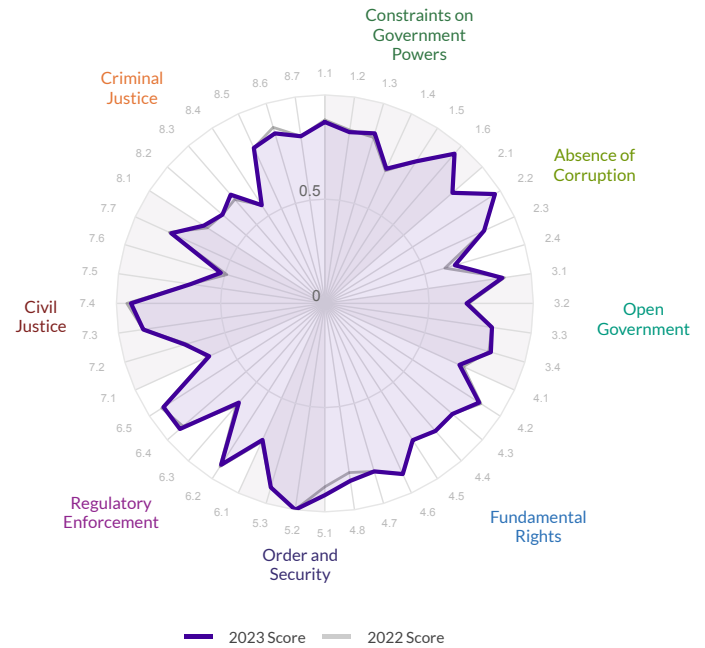
# Ireland

Region: EU, EFTA, and North America  
Income Group: High

The scores range from 0 to 1, where 1 signifies the highest possible score and 0 signifies the lowest possible score.

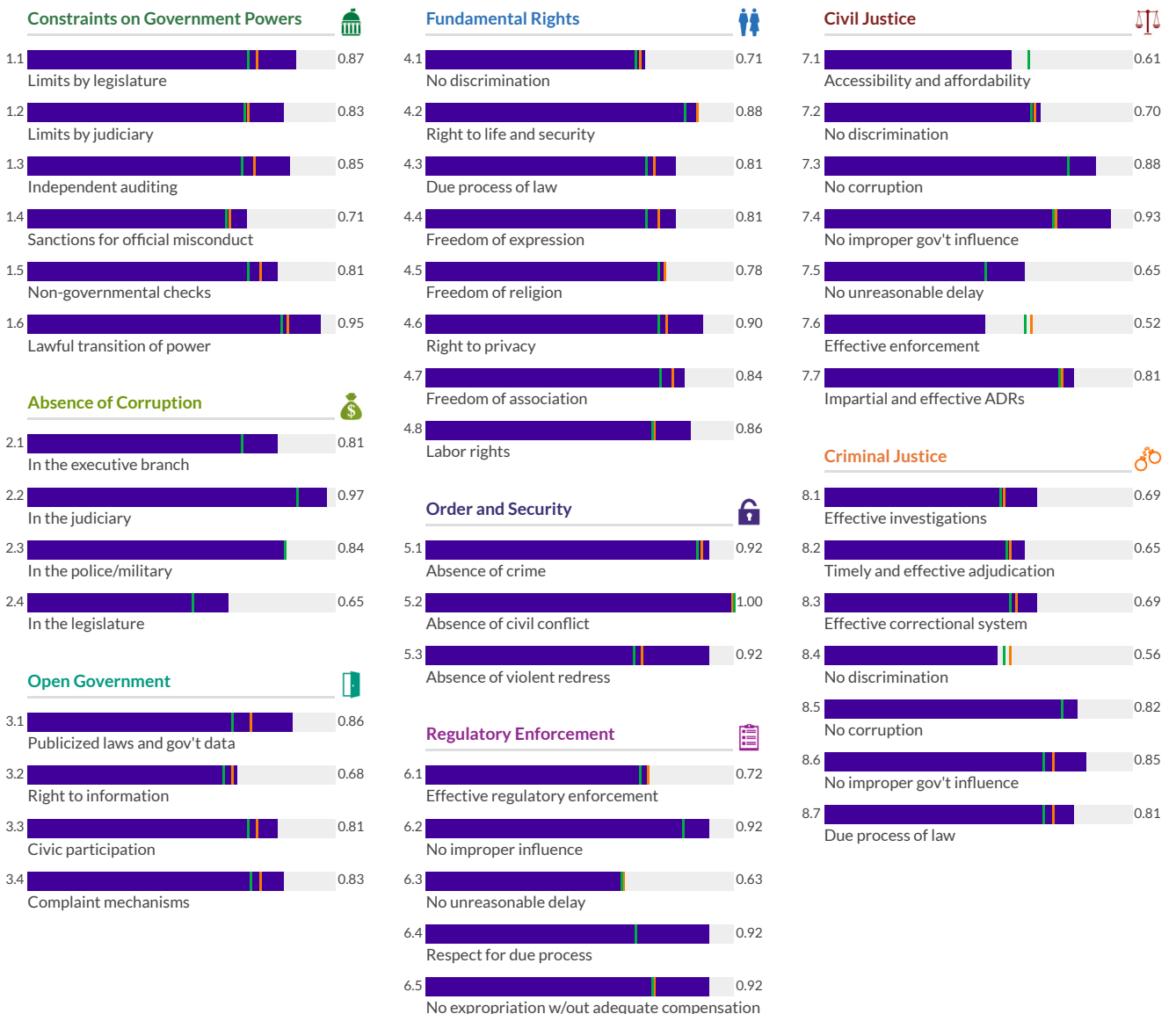
Overall Score	Regional Rank	Income Rank	Global Rank
<b>0.81</b>	<b>9/31</b>	<b>10/46</b>	<b>10/142</b>
Score Change	Rank Change		
<b>0.00</b>	<b>0</b>		

	Factor Score	Score Change	Regional Rank	Income Rank	Global Rank
Constraints on Government Powers	0.83	0.00	8/31	9/46	9/142
Absence of Corruption	0.82	0.01	10/31	14/46	14/142
Open Government	0.79	0.00	9/31	11/46	11/142
Fundamental Rights	0.82	0.00	11/31	11/46	11/142
Order and Security	0.95	0.01	2/31	2/46	2/142
Regulatory Enforcement	0.82	0.00	8/31	10/46	10/142
Civil Justice	0.73	0.00	12/31	17/46	17/142
Criminal Justice	0.72	0.00	11/31	15/46	15/142



\* Indicates statistically significant change at the 10 percent level

Legend: Ireland (dark purple), EU, EFTA, and North America (orange), High (green)



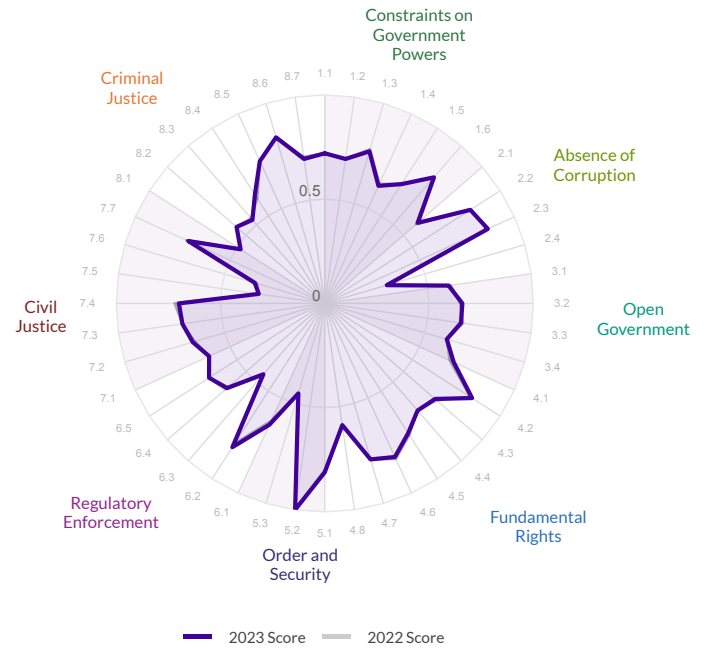
The scores range from 0 to 1, where 1 signifies the highest possible score and 0 signifies the lowest possible score.

Overall Score	Regional Rank	Income Rank	Global Rank
<b>0.67</b>	<b>24/31</b>	<b>31/46</b>	<b>32/142</b>
Score Change	Rank Change		
<b>0.00</b>	<b>0</b>		

	Factor Score	Score Change	Regional Rank	Income Rank	Global Rank
Constraints on Government Powers	0.71	-0.01	19/31	23/46	24/142
Absence of Corruption	0.65	0.00	25/31	37/46	41/142
Open Government	0.63	0.00	24/31	31/46	32/142
Fundamental Rights	0.73	0.00	23/31	29/46	30/142
Order and Security	0.75	0.00	30/31	40/46	62/142
Regulatory Enforcement	0.64	0.00	22/31	32/46	33/142
Civil Justice	0.58	0.00	27/31	39/46	51/142
Criminal Justice	0.64	0.00	19/31	26/46	26/142

\* Indicates statistically significant change at the 10 percent level

Low Medium High



Italy EU, EFTA, and North America High

Factor	Score	Rank
<b>Constraints on Government Powers</b>		
1.1 Limits by legislature	0.72	
1.2 Limits by judiciary	0.70	
1.3 Independent auditing	0.76	
1.4 Sanctions for official misconduct	0.62	
1.5 Non-governmental checks	0.68	
1.6 Lawful transition of power	0.80	
<b>Absence of Corruption</b>		
2.1 In the executive branch	0.59	
2.2 In the judiciary	0.83	
2.3 In the police/military	0.86	
2.4 In the legislature	0.31	
<b>Open Government</b>		
3.1 Publicized laws and gov't data	0.60	
3.2 Right to information	0.66	
3.3 Civic participation	0.66	
3.4 Complaint mechanisms	0.61	
<b>Fundamental Rights</b>		
4.1 No discrimination	0.68	
4.2 Right to life and security	0.84	
4.3 Due process of law	0.70	
4.4 Freedom of expression	0.68	
4.5 Freedom of religion	0.74	
4.6 Right to privacy	0.81	
4.7 Freedom of association	0.78	
4.8 Labor rights	0.59	
<b>Order and Security</b>		
5.1 Absence of crime	0.81	
5.2 Absence of civil conflict	1.00	
5.3 Absence of violent redress	0.45	
<b>Regulatory Enforcement</b>		
6.1 Effective regulatory enforcement	0.64	
6.2 No improper influence	0.82	
6.3 No unreasonable delay	0.45	
6.4 Respect for due process	0.62	
6.5 No expropriation w/out adequate compensation	0.66	
<b>Civil Justice</b>		
7.1 Accessibility and affordability	0.61	
7.2 No discrimination	0.66	
7.3 No corruption	0.69	
7.4 No improper gov't influence	0.70	
7.5 No unreasonable delay	0.32	
7.6 Effective enforcement	0.35	
7.7 Impartial and effective ADRs	0.72	
<b>Criminal Justice</b>		
8.1 Effective investigations	0.48	
8.2 Timely and effective adjudication	0.56	
8.3 Effective correctional system	0.53	
8.4 No discrimination	0.62	
8.5 No corruption	0.75	
8.6 No improper gov't influence	0.83	
8.7 Due process of law	0.70	

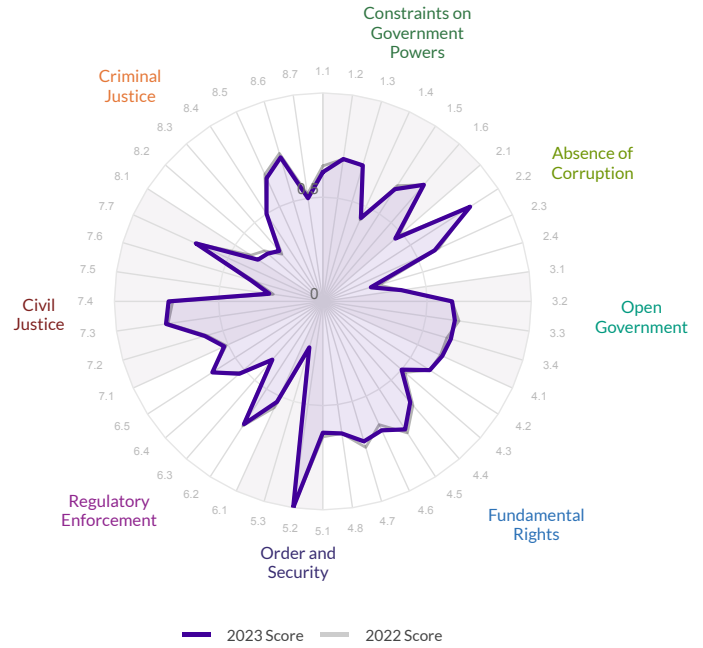
# Jamaica

Region: Latin America and Caribbean  
Income Group: Upper-Middle

The scores range from 0 to 1, where 1 signifies the highest possible score and 0 signifies the lowest possible score.

Overall Score	Regional Rank	Income Rank	Global Rank
<b>0.57</b>	<b>12/32</b>	<b>10/41</b>	<b>54/142</b>
Score Change	Rank Change		
<b>-0.01</b>	<b>-1</b>		

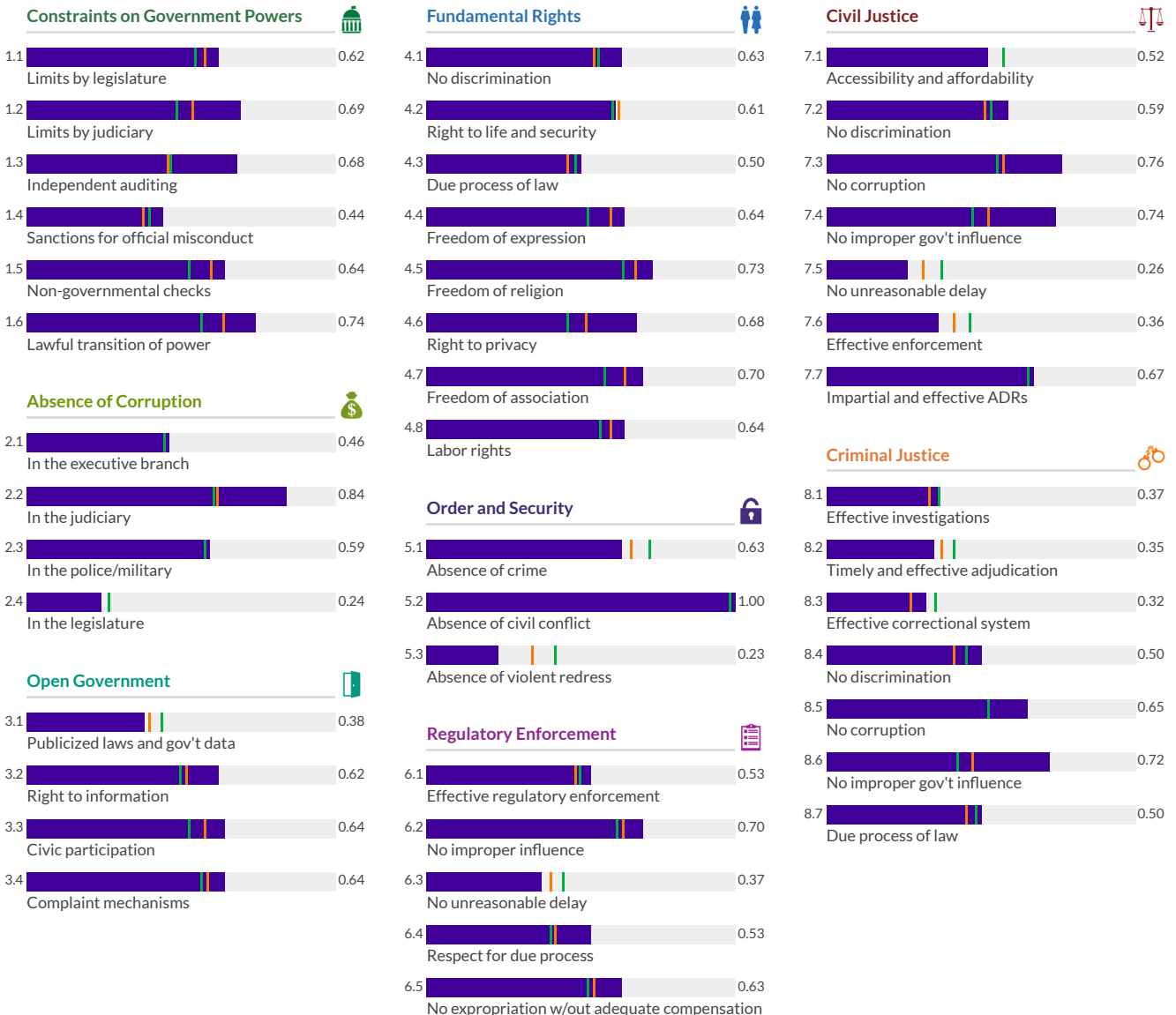
	Factor Score	Score Change	Regional Rank	Income Rank	Global Rank
Constraints on Government Powers	0.64	-0.01	5/32	3/41	39/142
Absence of Corruption	0.53	-0.02	12/32	11/41	55/142
Open Government	0.57	0.00	8/32	12/41	50/142
Fundamental Rights	0.64	-0.01	10/32	8/41	46/142
Order and Security	0.62	-0.01	22/32	32/41	114/142
Regulatory Enforcement	0.55	0.00	8/32	7/41	52/142
Civil Justice	0.56	0.01	13/32	14/41	61/142
Criminal Justice	0.49	-0.01	13/32	14/41	57/142



\* Indicates statistically significant change at the 10 percent level

Low Medium High

Jamaica Latin America and Caribbean Upper-Middle





# Japan

Region: East Asia and Pacific  
Income Group: High

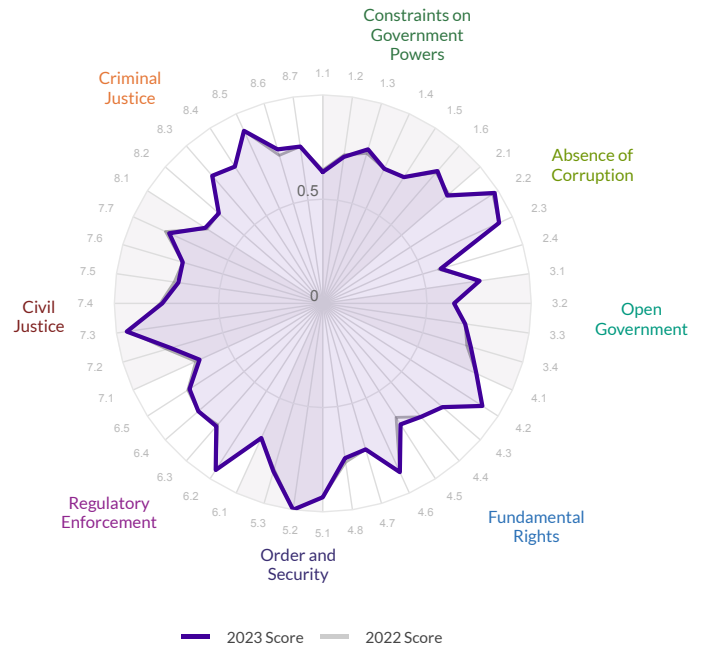
The scores range from 0 to 1, where 1 signifies the highest possible score and 0 signifies the lowest possible score.

Overall Score	Regional Rank	Income Rank	Global Rank
<b>0.79</b>	<b>3/15</b>	<b>14/46</b>	<b>14/142</b>
Score Change	Rank Change		
<b>0.00</b>	<b>2▲</b>		

	Factor Score	Score Change	Regional Rank	Income Rank	Global Rank
Constraints on Government Powers	0.73	0.00	3/15	20/46	21/142
Absence of Corruption	0.82	0.00	4/15	13/46	13/142
Open Government	0.70	0.00	4/15	21/46	21/142
Fundamental Rights	0.78	0.00	2/15	18/46	19/142
Order and Security	0.92	0.00	3/15	8/46	8/142
Regulatory Enforcement	0.80	0.00	4/15	15/46	15/142
Civil Justice	0.76	-0.01	3/15	12/46	12/142
Criminal Justice	0.76	0.00	2/15	8/46	8/142

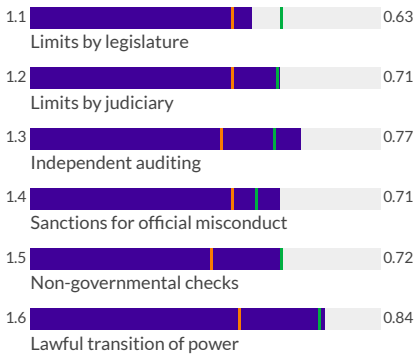
\* Indicates statistically significant change at the 10 percent level

■ Low    ■ Medium    ■ High

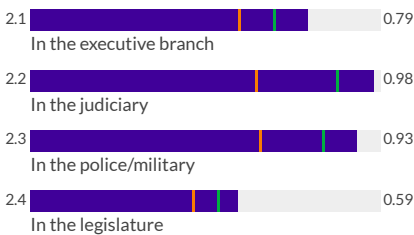


■ Japan    ■ East Asia and Pacific    ■ High

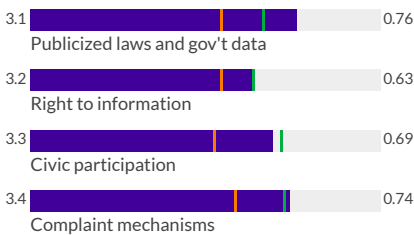
## Constraints on Government Powers



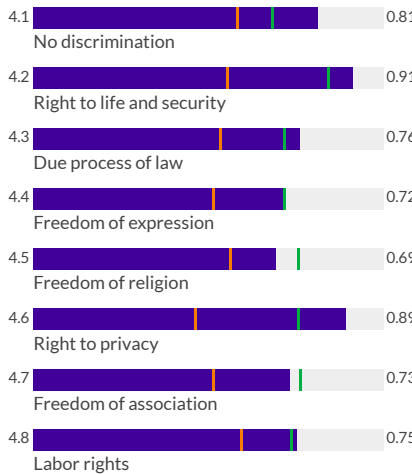
## Absence of Corruption



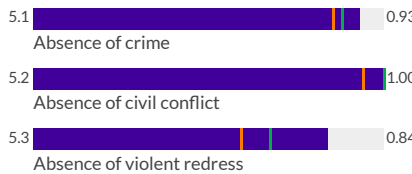
## Open Government



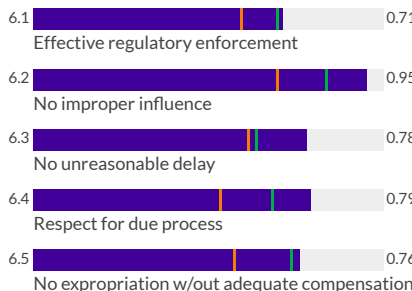
## Fundamental Rights



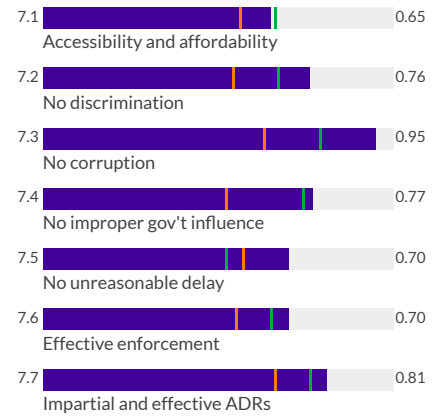
## Order and Security



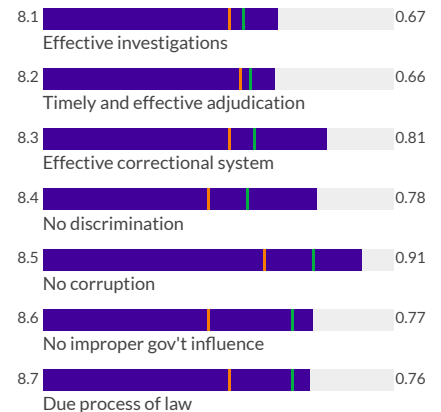
## Regulatory Enforcement



## Civil Justice



## Criminal Justice



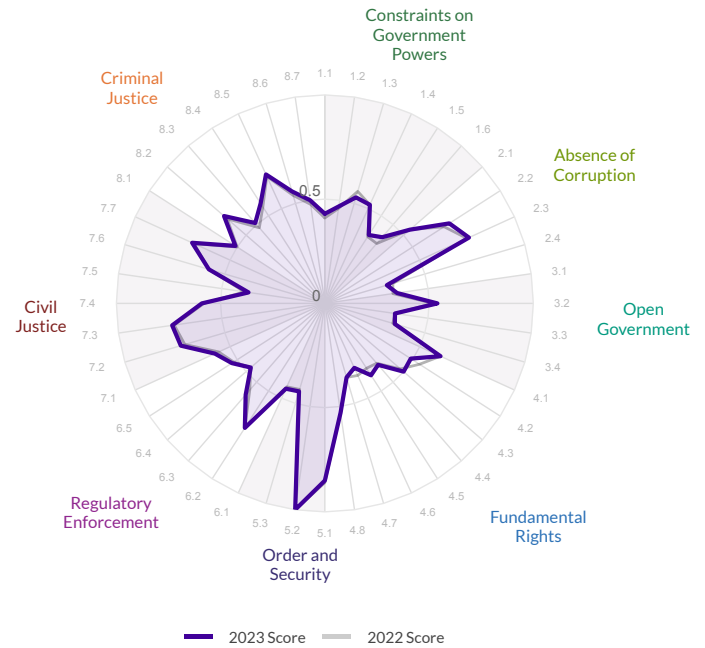
# Jordan

Region: Middle East and North Africa  
Income Group: Upper-Middle

The scores range from 0 to 1, where 1 signifies the highest possible score and 0 signifies the lowest possible score.

Overall Score	Regional Rank	Income Rank	Global Rank
<b>0.55</b>	<b>3/9</b>	<b>16/41</b>	<b>62/142</b>
Score Change	Rank Change		
<b>0.01▲</b>	<b>1▲</b>		

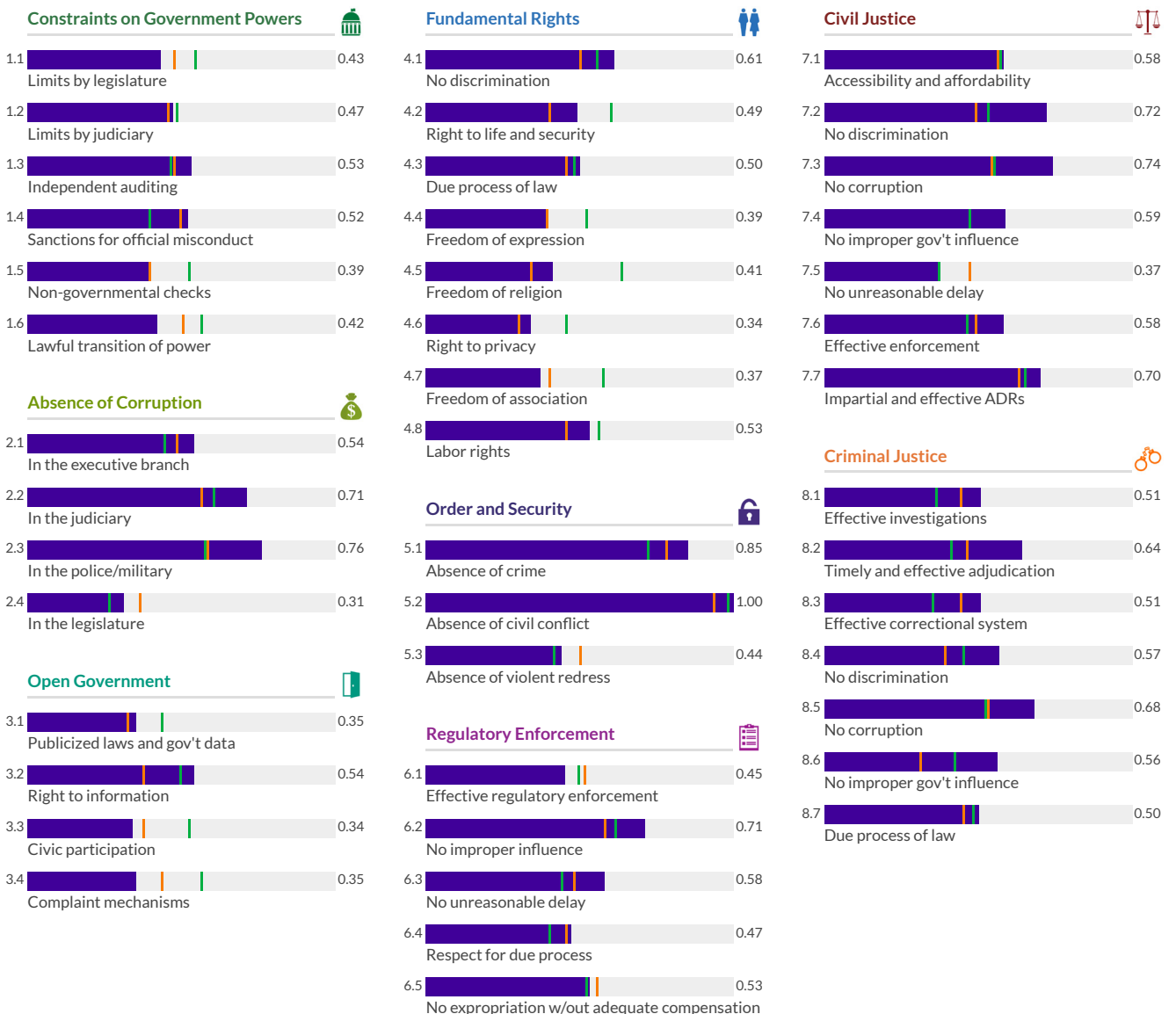
	Factor Score	Score Change	Regional Rank	Income Rank	Global Rank
Constraints on Government Powers	0.46	0.01	7/9	29/41	99/142
Absence of Corruption	0.58	0.00	3/9	7/41	47/142
Open Government	0.39	0.01	5/9	37/41	109/142
Fundamental Rights	0.46	0.00	3/9	35/41	103/142
Order and Security	0.76	0.00	3/9	14/41	56/142
Regulatory Enforcement	0.55	0.01	3/9	9/41	54/142
Civil Justice	0.61	0.01	2/9	8/41	44/142
Criminal Justice	0.57	0.02	2/9	4/41	39/142



\* Indicates statistically significant change at the 10 percent level

Low Medium High

Jordan Middle East and North Africa Upper-Middle



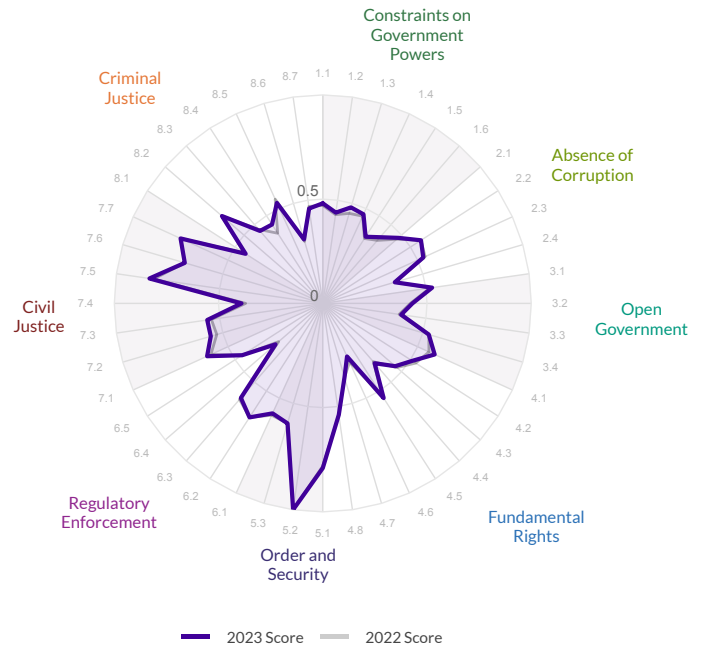
# Kazakhstan

Region: Eastern Europe and Central Asia  
Income Group: Upper-Middle

The scores range from 0 to 1, where 1 signifies the highest possible score and 0 signifies the lowest possible score.

Overall Score	Regional Rank	Income Rank	Global Rank
<b>0.53</b>	<b>4/15</b>	<b>18/41</b>	<b>65/142</b>
Score Change	Rank Change		
<b>0.01▲</b>	<b>2▲</b>		

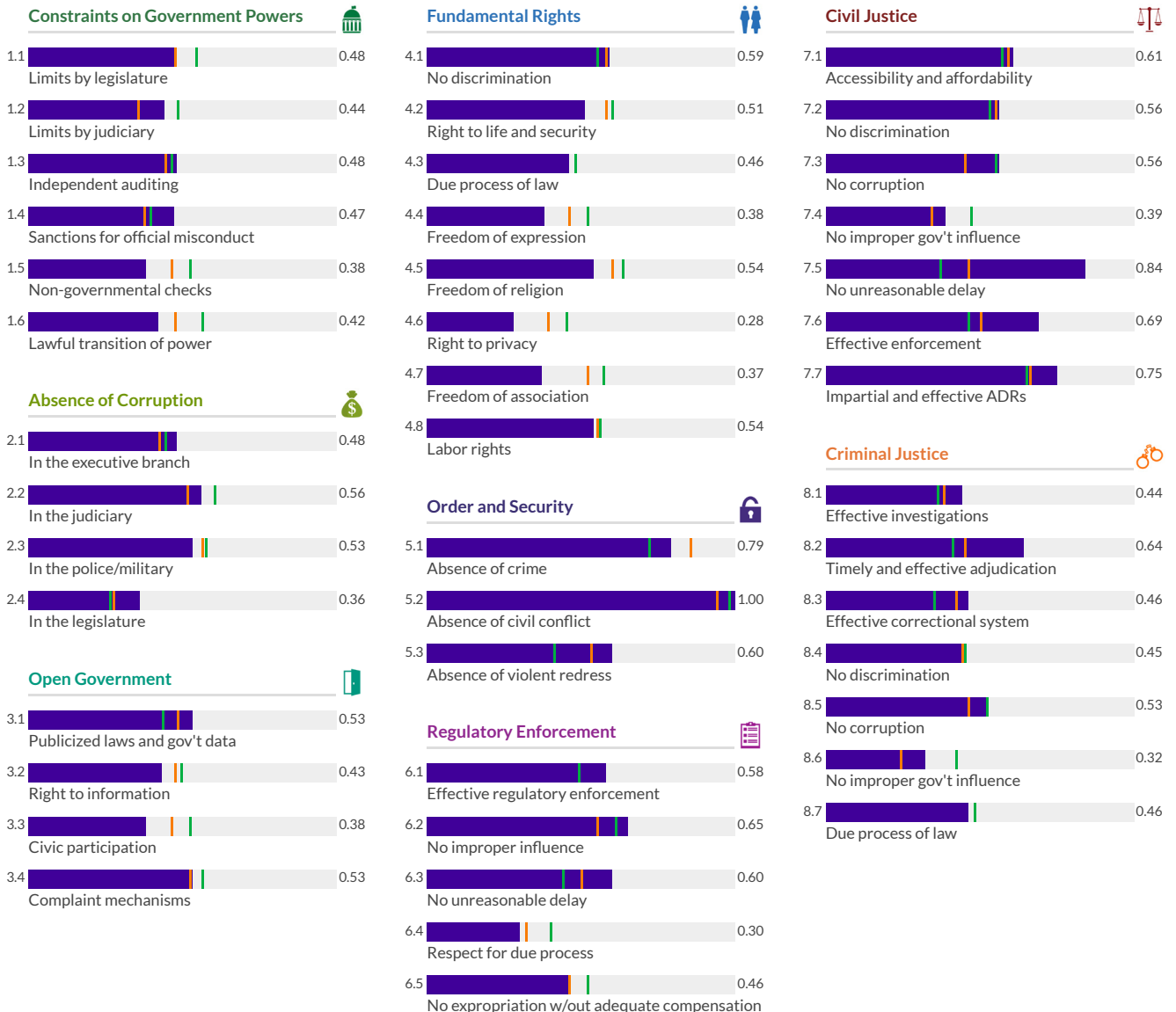
	Factor Score	Score Change	Regional Rank	Income Rank	Global Rank
Constraints on Government Powers	0.45	0.02	8/15	32/41	103/142
Absence of Corruption	0.48	0.00	4/15	16/41	63/142
Open Government	0.47	0.01	10/15	28/41	84/142
Fundamental Rights	0.46	0.00	11/15	33/41	100/142
Order and Security	0.80	0.00	7/15	7/41	44/142
Regulatory Enforcement	0.52	0.00	2/15	15/41	61/142
Civil Justice	0.63	0.02	1/15	4/41	36/142
Criminal Justice	0.47	0.00	3/15	16/41	61/142



\* Indicates statistically significant change at the 10 percent level

Low Medium High

Kazakhstan Eastern Europe and Central Asia Upper-Middle



# Kenya

Region: Sub-Saharan Africa  
Income Group: Lower-Middle

The scores range from 0 to 1, where 1 signifies the highest possible score and 0 signifies the lowest possible score.

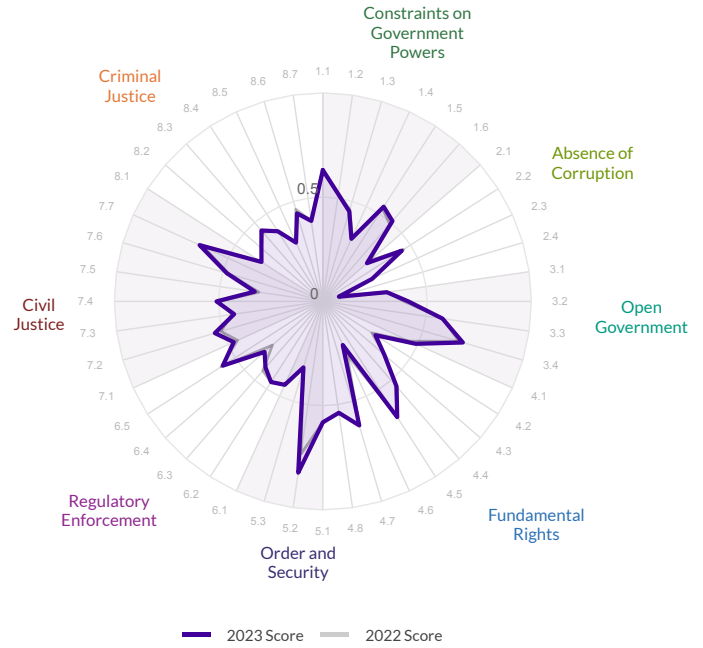
Overall Score	Regional Rank	Income Rank	Global Rank
<b>0.46</b>	<b>13/34</b>	<b>17/37</b>	<b>101/142</b>

Score Change	Rank Change
<b>0.01▲</b>	<b>5▲</b>

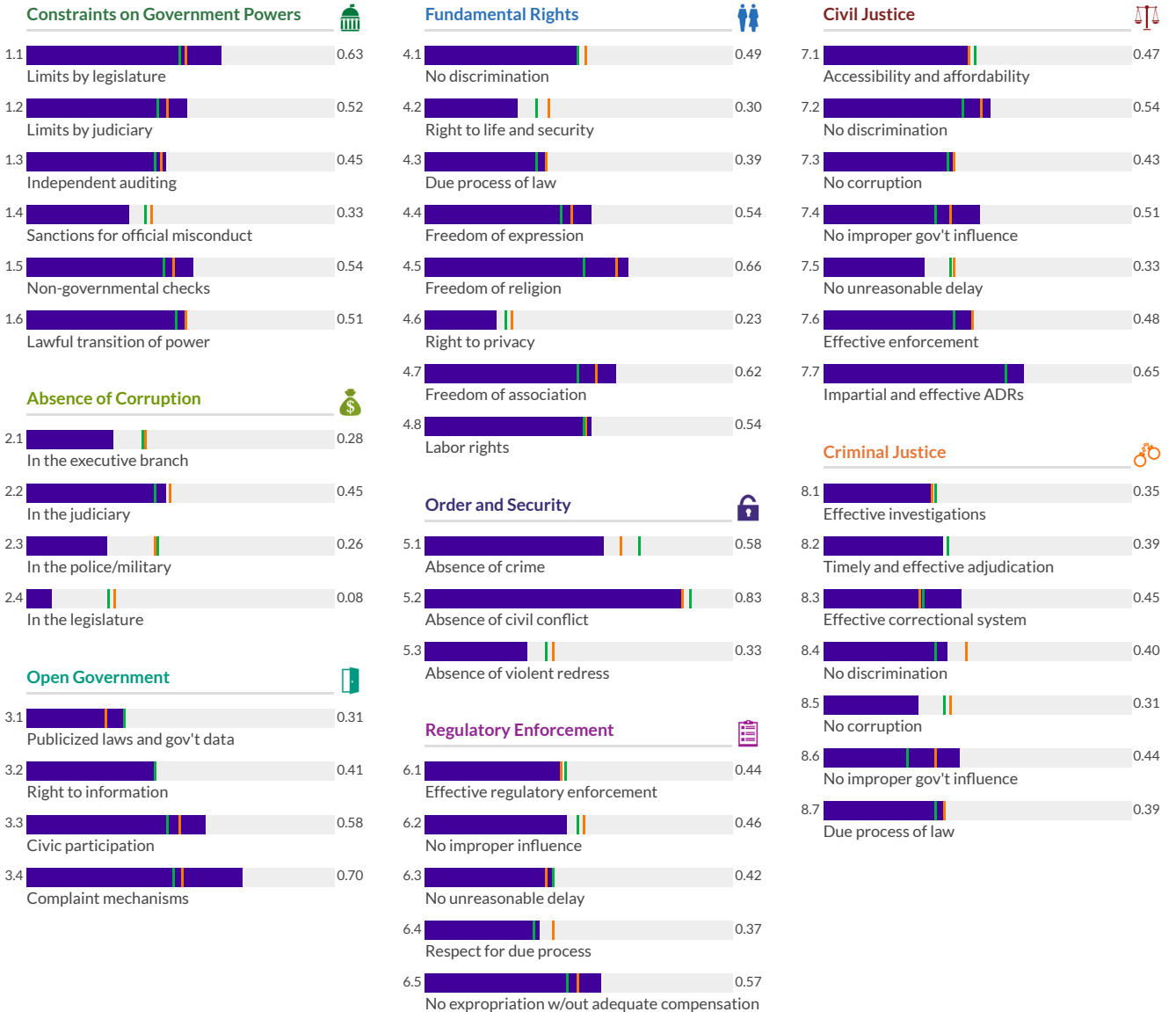
	Factor Score	Score Change	Regional Rank	Income Rank	Global Rank
Constraints on Government Powers	0.50	0.00	13/34	12/37	83/142
Absence of Corruption	0.27	-0.01	29/34	33/37	133/142
Open Government	0.50	0.01	6/34	8/37	71/142
Fundamental Rights	0.47	0.00	16/34	10/37	94/142
Order and Security	0.58	<b>0.03*</b>	24/34	32/37	126/142
Regulatory Enforcement	0.45	0.00	16/34	16/37	100/142
Civil Justice	0.49	0.02	11/34	12/37	85/142
Criminal Justice	0.39	0.00	14/34	13/37	88/142

\* Indicates statistically significant change at the 10 percent level

Low Medium High



Kenya Sub-Saharan Africa Lower-Middle



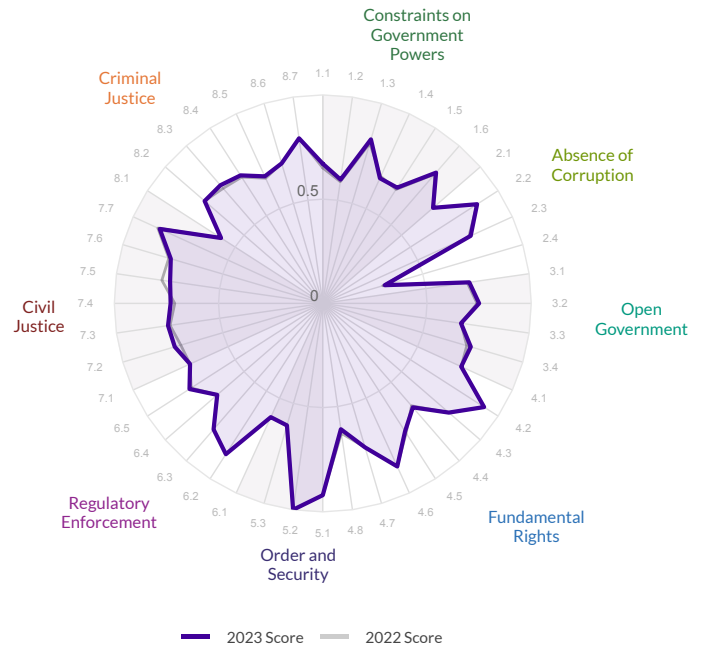
# Korea, Rep.

Region: East Asia and Pacific  
Income Group: High

The scores range from 0 to 1, where 1 signifies the highest possible score and 0 signifies the lowest possible score.

Overall Score	Regional Rank	Income Rank	Global Rank
0.74	5/15	19/46	19/142
Score Change	Rank Change		
0.00	0		

	Factor Score	Score Change	Regional Rank	Income Rank	Global Rank
Constraints on Government Powers	0.71	0.01	4/15	26/46	27/142
Absence of Corruption	0.67	0.00	6/15	31/46	34/142
Open Government	0.72	0.01	3/15	20/46	20/142
Fundamental Rights	0.75	0.00	4/15	24/46	25/142
Order and Security	0.84	0.00	6/15	27/46	29/142
Regulatory Enforcement	0.74	0.00	6/15	21/46	21/142
Civil Justice	0.75	0.00	4/15	13/46	13/142
Criminal Justice	0.71	0.01	5/15	16/46	16/142



\* Indicates statistically significant change at the 10 percent level

Low Medium High

— Korea, Rep. — East Asia and Pacific — High



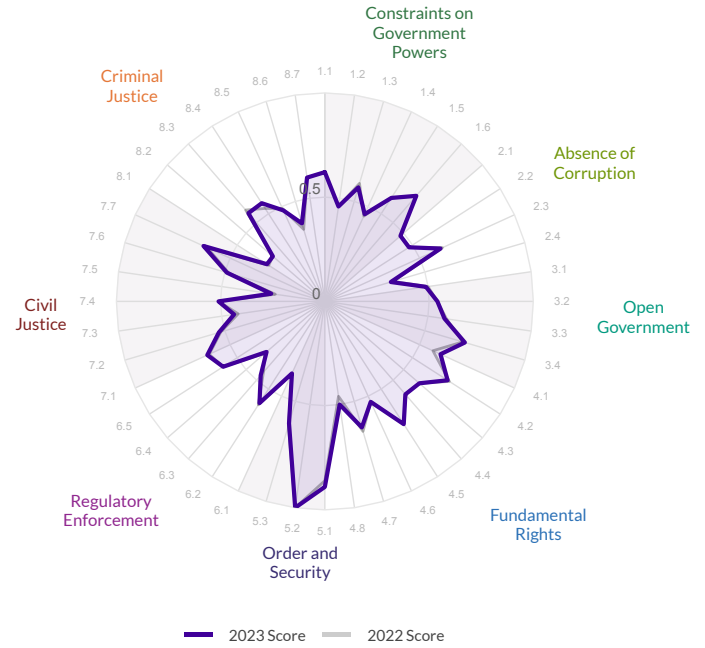
# Kosovo

Region: Eastern Europe and Central Asia  
Income Group: Upper-Middle

The scores range from 0 to 1, where 1 signifies the highest possible score and 0 signifies the lowest possible score.

Overall Score	Regional Rank	Income Rank	Global Rank
<b>0.56</b>	<b>3/15</b>	<b>14/41</b>	<b>58/142</b>
Score Change	Rank Change		
<b>0.00</b>	<b>1▲</b>		

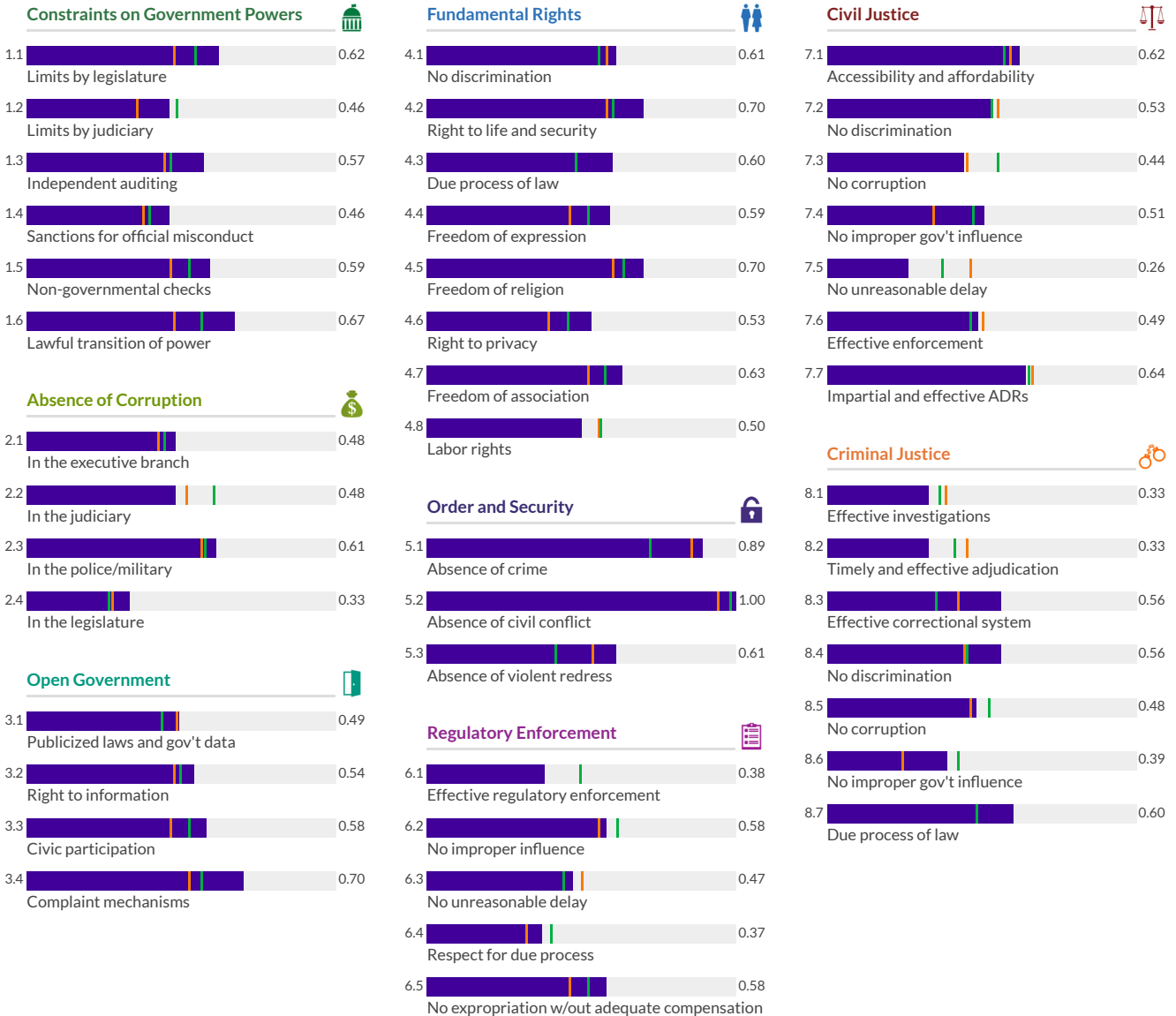
	Factor Score	Score Change	Regional Rank	Income Rank	Global Rank
Constraints on Government Powers	0.56	0.00	1/15	13/41	61/142
Absence of Corruption	0.48	-0.01	5/15	17/41	64/142
Open Government	0.58	0.00	2/15	9/41	47/142
Fundamental Rights	0.61	0.01	3/15	14/41	55/142
Order and Security	0.83	0.01	2/15	1/41	32/142
Regulatory Enforcement	0.48	0.00	4/15	21/41	80/142
Civil Justice	0.50	0.01	10/15	25/41	80/142
Criminal Justice	0.46	0.00	5/15	18/41	65/142



\* Indicates statistically significant change at the 10 percent level

Low Medium High

— Kosovo — Eastern Europe and Central Asia — Upper-Middle



# Kuwait

Region: Middle East and North Africa  
Income Group: High

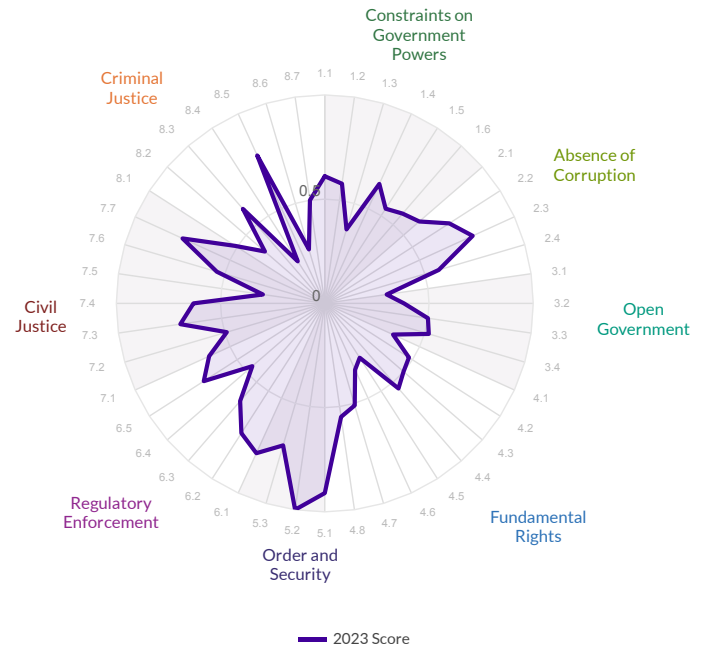
The scores range from 0 to 1, where 1 signifies the highest possible score and 0 signifies the lowest possible score.

Overall Score	Regional Rank	Income Rank	Global Rank
<b>0.58</b>	<b>2/9</b>	<b>43/46</b>	<b>52/142</b>
Score Change	Rank Change		
—	—		

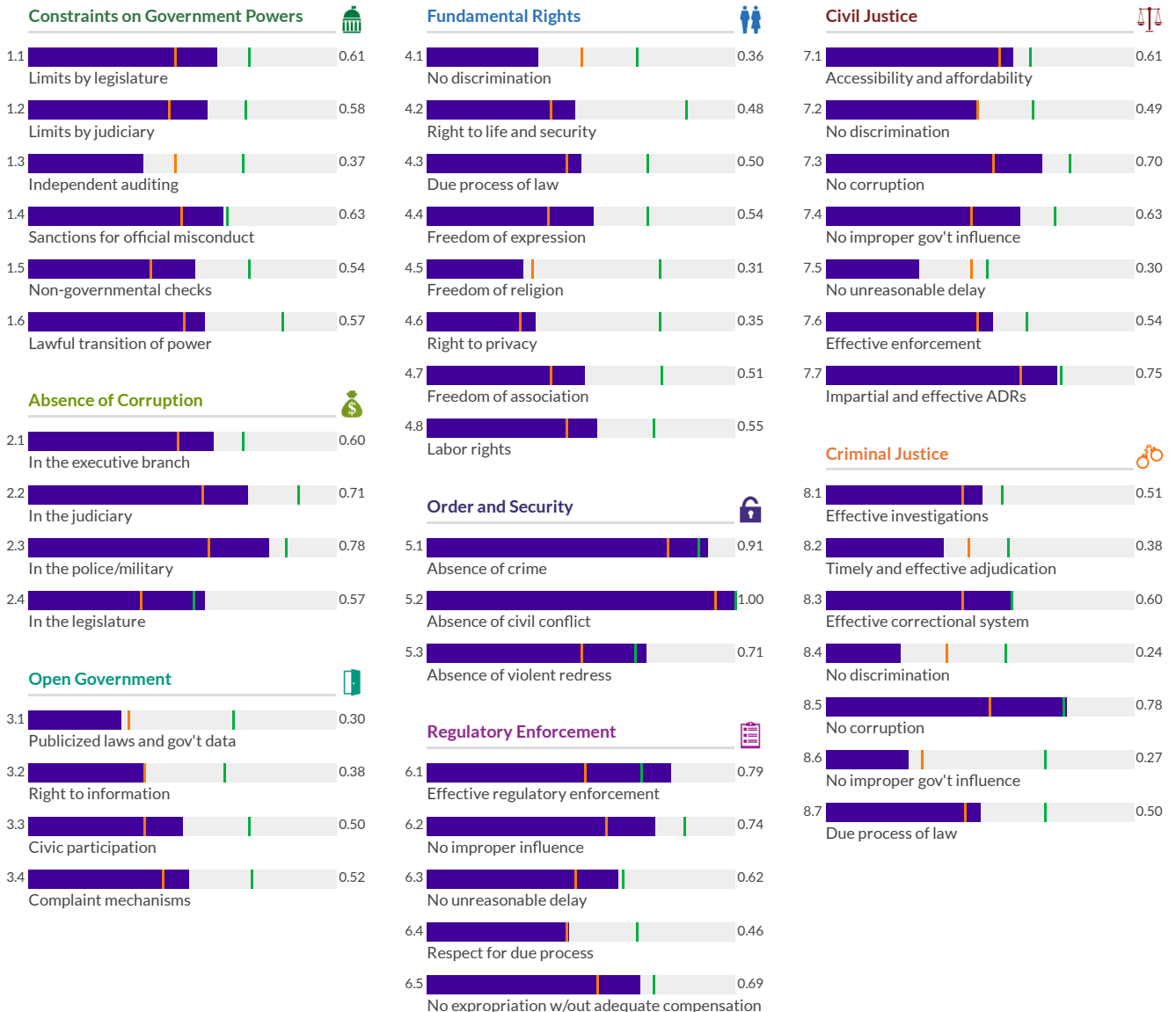
	Factor Score	Score Change	Regional Rank	Income Rank	Global Rank
Constraints on Government Powers	0.55	—	2/9	42/46	62/142
Absence of Corruption	0.66	—	2/9	33/46	36/142
Open Government	0.43	—	4/9	45/46	102/142
Fundamental Rights	0.45	—	4/9	45/46	107/142
Order and Security	0.87	—	2/9	23/46	24/142
Regulatory Enforcement	0.66	—	2/9	29/46	30/142
Civil Justice	0.58	—	3/9	40/46	52/142
Criminal Justice	0.47	—	3/9	43/46	62/142

\* Indicates statistically significant change at the 10 percent level

Low Medium High



— Kuwait — Middle East and North Africa — High





# Kyrgyz Republic

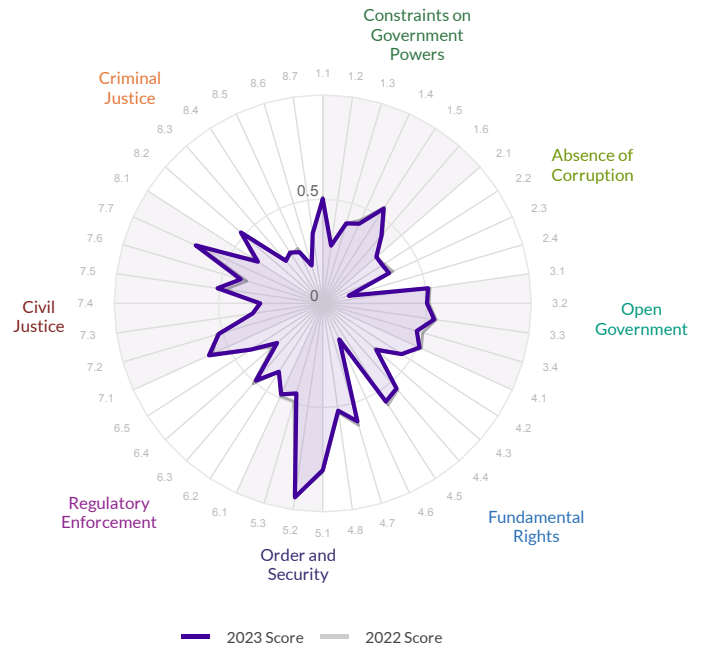
Region: Eastern Europe and Central Asia  
Income Group: Lower-Middle

The scores range from 0 to 1, where 1 signifies the highest possible score and 0 signifies the lowest possible score.

Overall Score	Regional Rank	Income Rank	Global Rank
0.45	12/15	18/37	103/142

Score Change	Rank Change
-0.01 ▾	-1 ▾

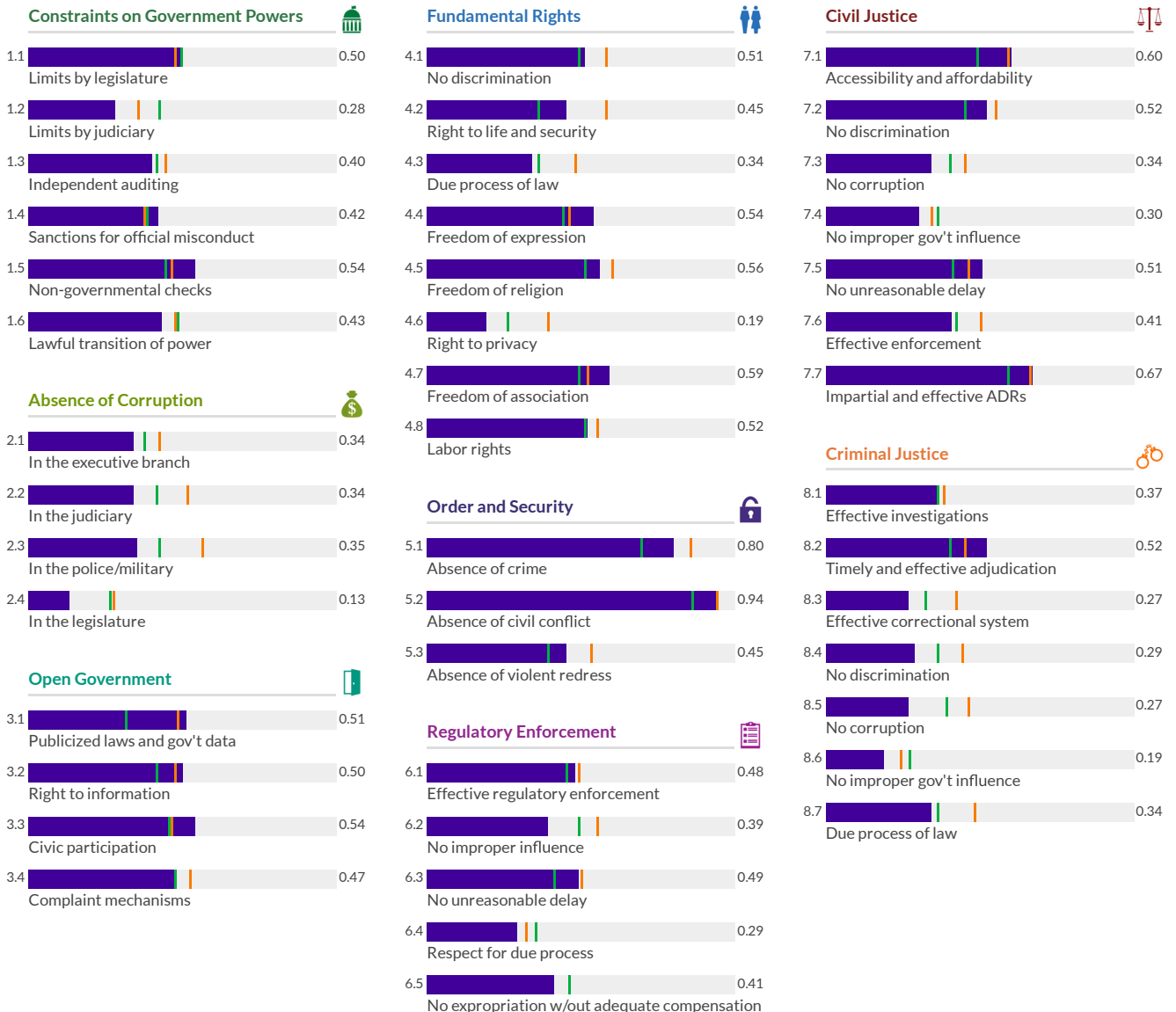
Factor	Score	Score Change	Regional Rank	Income Rank	Global Rank
Constraints on Government Powers	0.43	-0.01	9/15	20/37	105/142
Absence of Corruption	0.29	-0.01	15/15	32/37	130/142
Open Government	0.50	-0.01	6/15	7/37	69/142
Fundamental Rights	0.46	-0.01	10/15	11/37	96/142
Order and Security	0.73	-0.01	12/15	6/37	68/142
Regulatory Enforcement	0.41	-0.01	15/15	25/37	117/142
Civil Justice	0.48	0.01	11/15	13/37	89/142
Criminal Justice	0.32	0.00	14/15	25/37	116/142



\* Indicates statistically significant change at the 10 percent level

Low Medium High

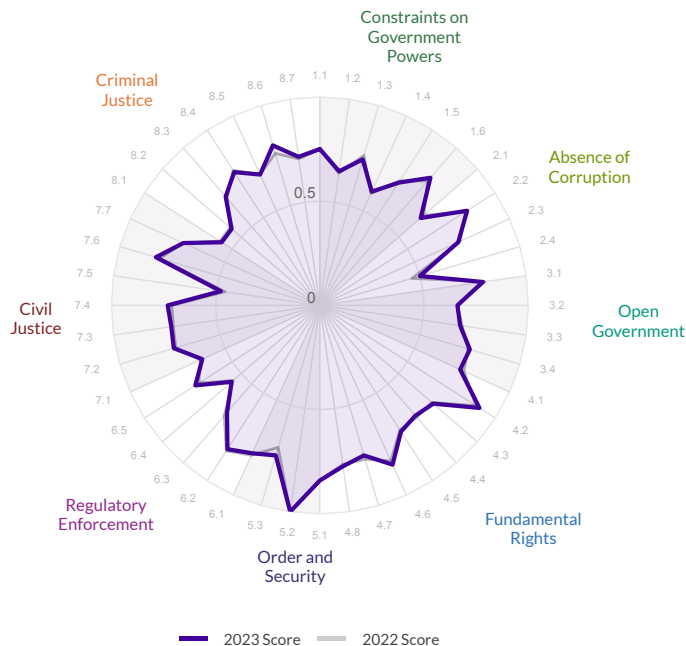
Kyrgyz Republic Eastern Europe and Central Asia Lower-Middle



The scores range from 0 to 1, where 1 signifies the highest possible score and 0 signifies the lowest possible score.

Overall Score	Regional Rank	Income Rank	Global Rank
<b>0.73</b>	<b>17/31</b>	<b>22/46</b>	<b>22/142</b>
Score Change	Rank Change		
<b>0.00</b>	<b>2▲</b>		

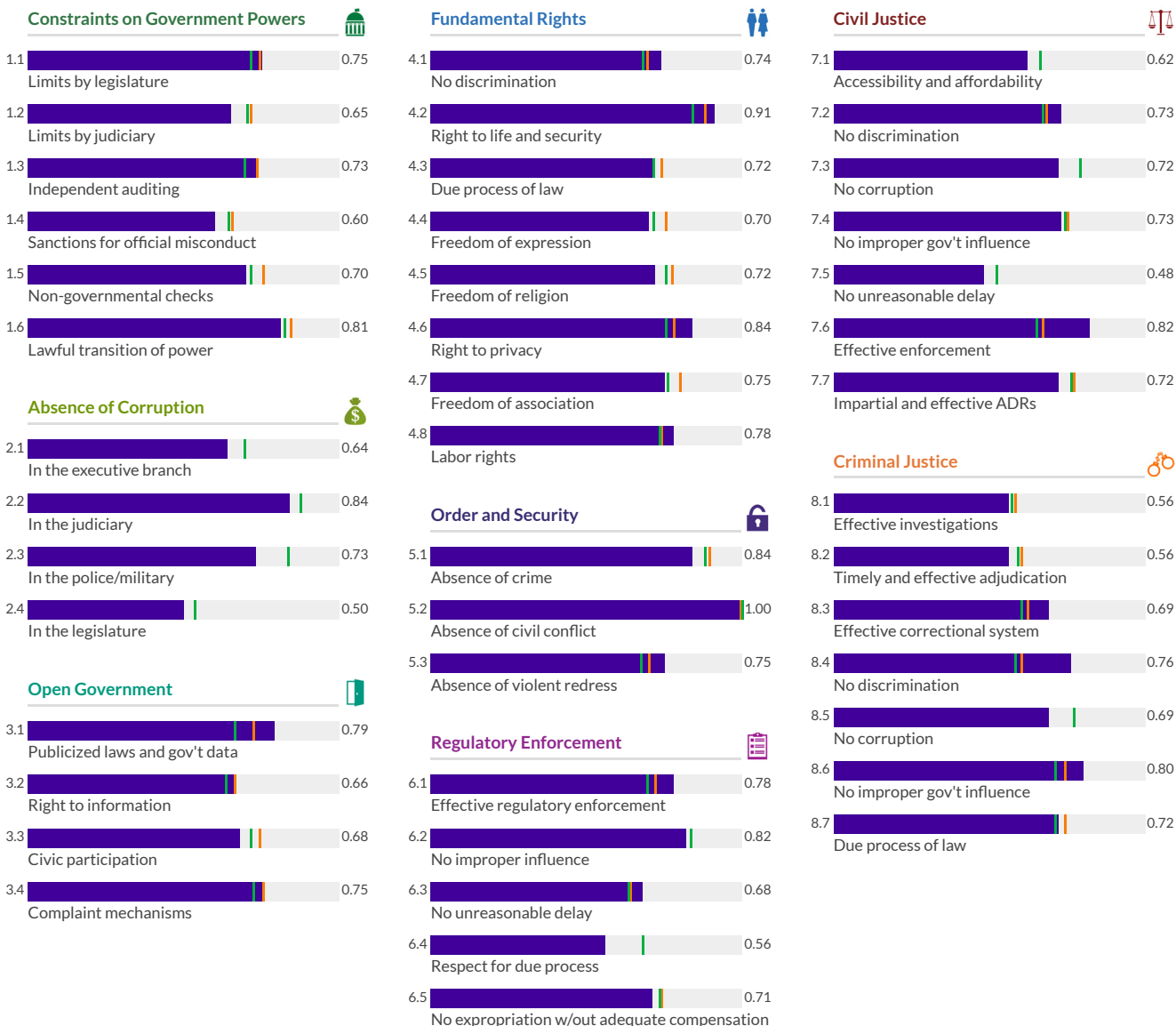
	Factor Score	Score Change	Regional Rank	Income Rank	Global Rank
Constraints on Government Powers	0.71	0.00	20/31	25/46	26/142
Absence of Corruption	0.68	0.01	20/31	29/46	30/142
Open Government	0.72	0.00	16/31	19/46	19/142
Fundamental Rights	0.77	0.00	17/31	21/46	22/142
Order and Security	0.86	0.01	17/31	24/46	25/142
Regulatory Enforcement	0.71	0.00	18/31	24/46	24/142
Civil Justice	0.69	0.01	16/31	23/46	23/142
Criminal Justice	0.68	0.01	16/31	22/46	22/142



\* Indicates statistically significant change at the 10 percent level

Low Medium High

Latvia EU, EFTA, and North America High



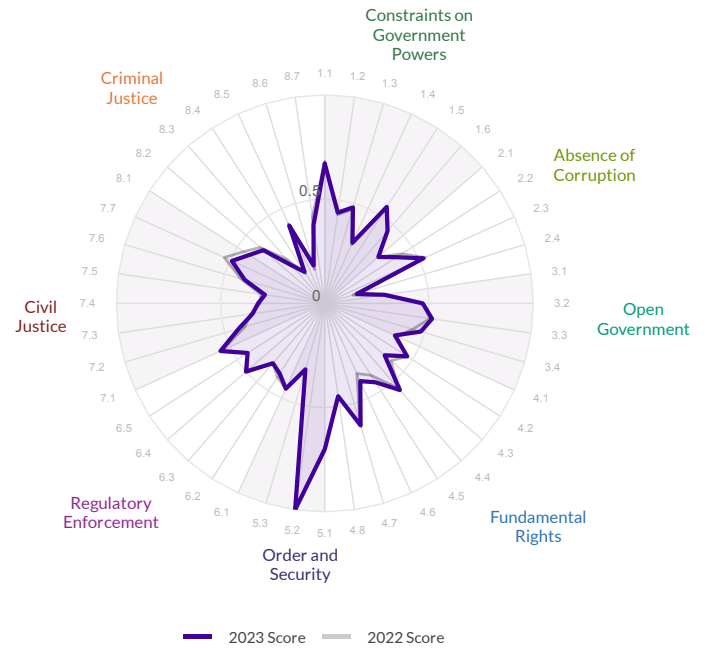
# Lebanon

Region: Middle East and North Africa  
Income Group: Lower-Middle

The scores range from 0 to 1, where 1 signifies the highest possible score and 0 signifies the lowest possible score.

Overall Score	Regional Rank	Income Rank	Global Rank
0.45	7/9	20/37	107/142
Score Change	Rank Change		
0.00	1 ▲		

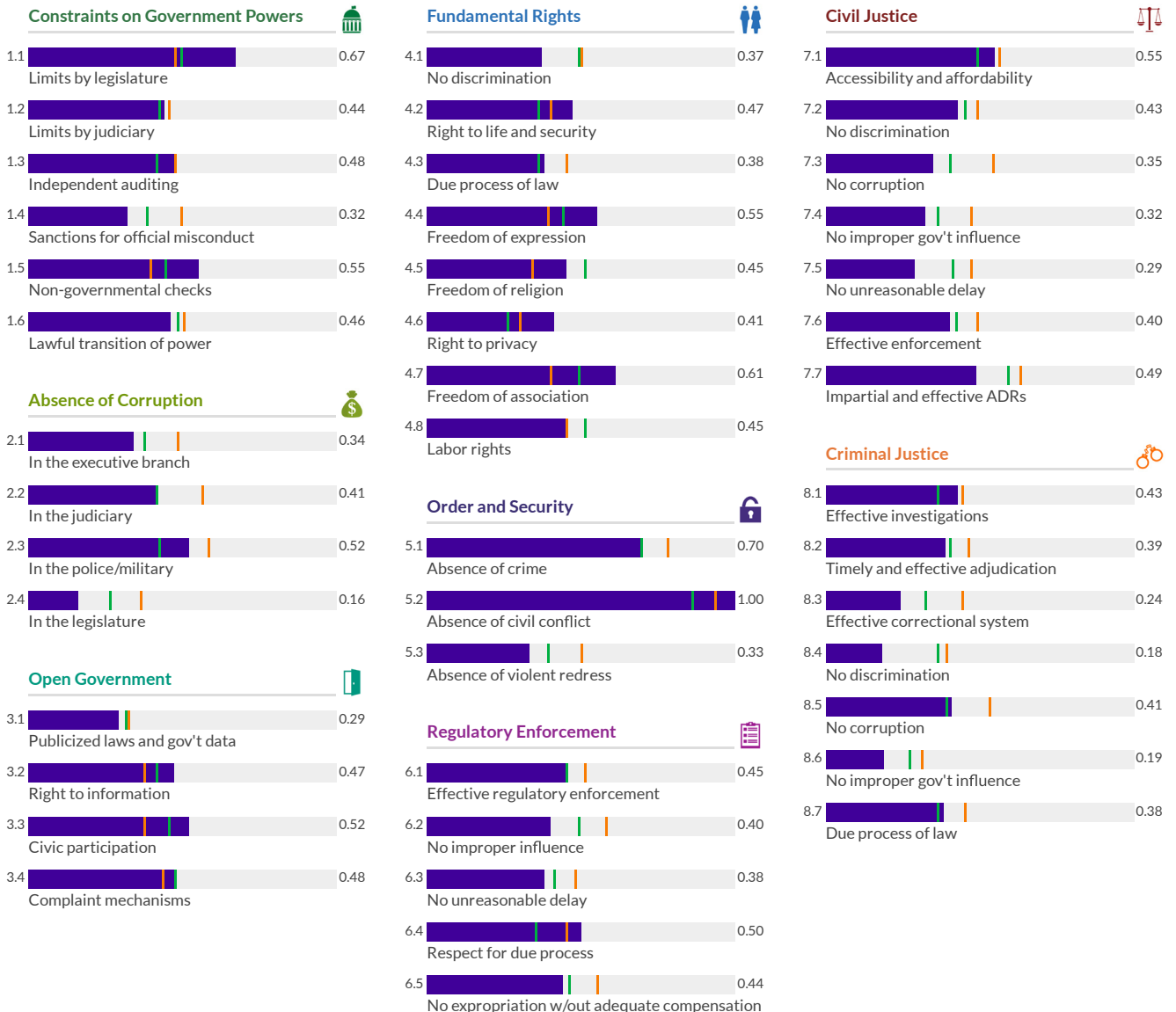
	Factor Score	Score Change	Regional Rank	Income Rank	Global Rank
Constraints on Government Powers	0.49	0.01	5/9	14/37	89/142
Absence of Corruption	0.36	0.00	9/9	20/37	109/142
Open Government	0.44	0.01	2/9	16/37	99/142
Fundamental Rights	0.46	0.00	2/9	12/37	97/142
Order and Security	0.68	0.00	7/9	16/37	93/142
Regulatory Enforcement	0.44	0.00	8/9	20/37	107/142
Civil Justice	0.40	-0.01	8/9	28/37	124/142
Criminal Justice	0.32	-0.01	9/9	26/37	118/142



\* Indicates statistically significant change at the 10 percent level

Low Medium High

Lebanon Middle East and North Africa Lower-Middle



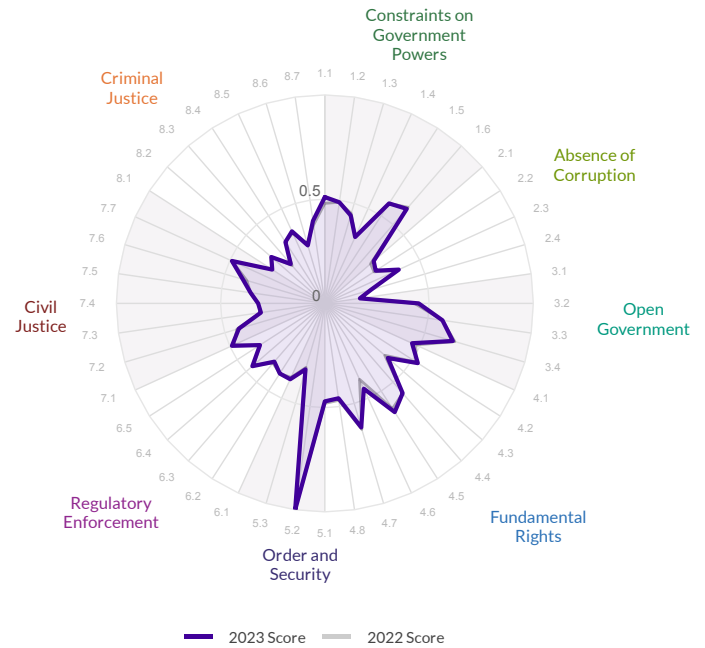
# Liberia

Region: Sub-Saharan Africa  
Income Group: Low

The scores range from 0 to 1, where 1 signifies the highest possible score and 0 signifies the lowest possible score.

Overall Score	Regional Rank	Income Rank	Global Rank
<b>0.44</b>	<b>19/34</b>	<b>9/18</b>	<b>112/142</b>
Score Change	Rank Change		
<b>0.00</b>	<b>2▲</b>		

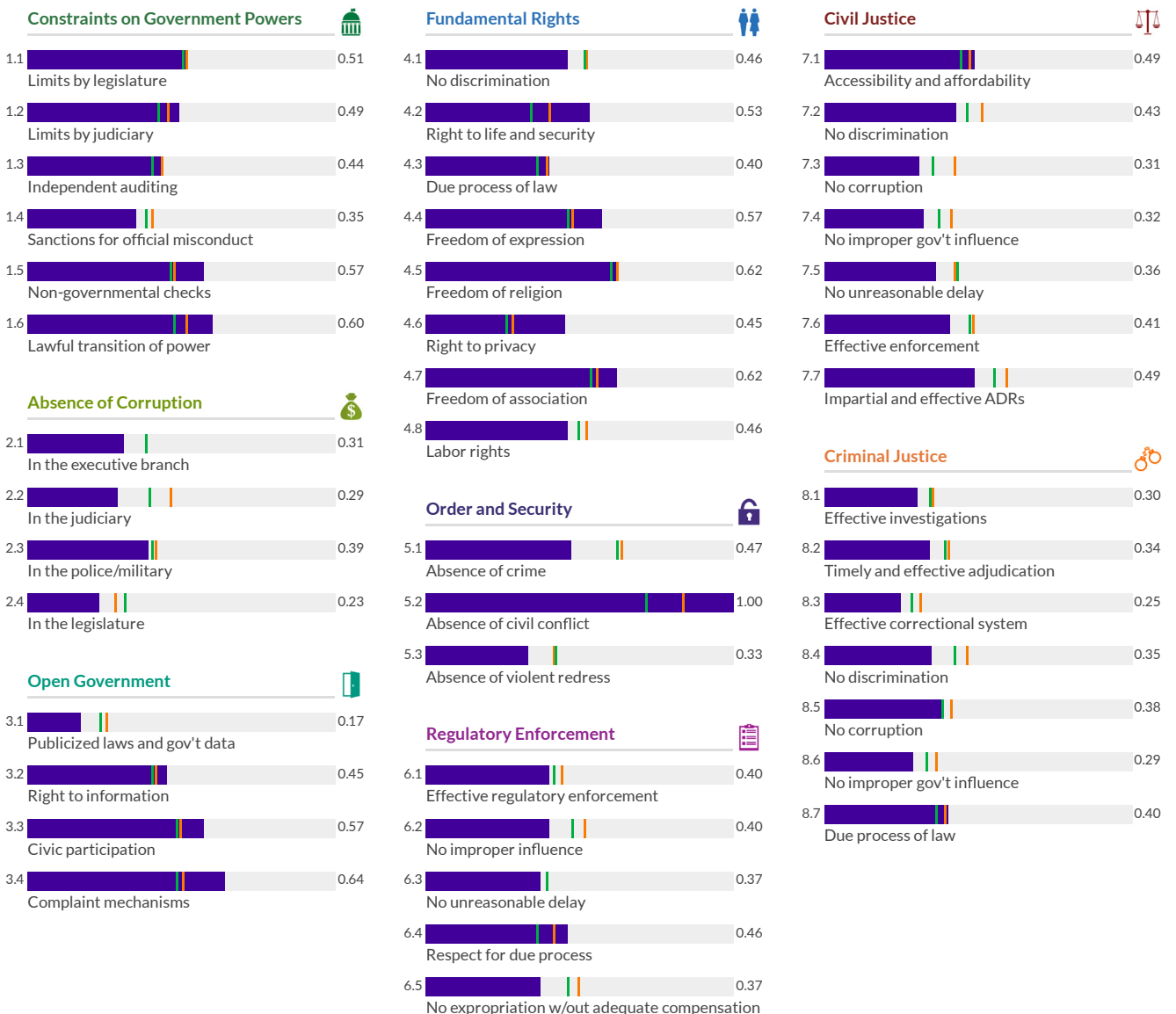
	Factor Score	Score Change	Regional Rank	Income Rank	Global Rank
Constraints on Government Powers	0.49	0.00	15/34	5/18	87/142
Absence of Corruption	0.30	0.01	25/34	13/18	124/142
Open Government	0.46	0.00	9/34	3/18	85/142
Fundamental Rights	0.51	0.01	12/34	5/18	82/142
Order and Security	0.60	0.00	23/34	10/18	121/142
Regulatory Enforcement	0.40	0.00	25/34	10/18	123/142
Civil Justice	0.40	0.00	29/34	14/18	125/142
Criminal Justice	0.33	0.00	25/34	11/18	113/142



\* Indicates statistically significant change at the 10 percent level

Low Medium High

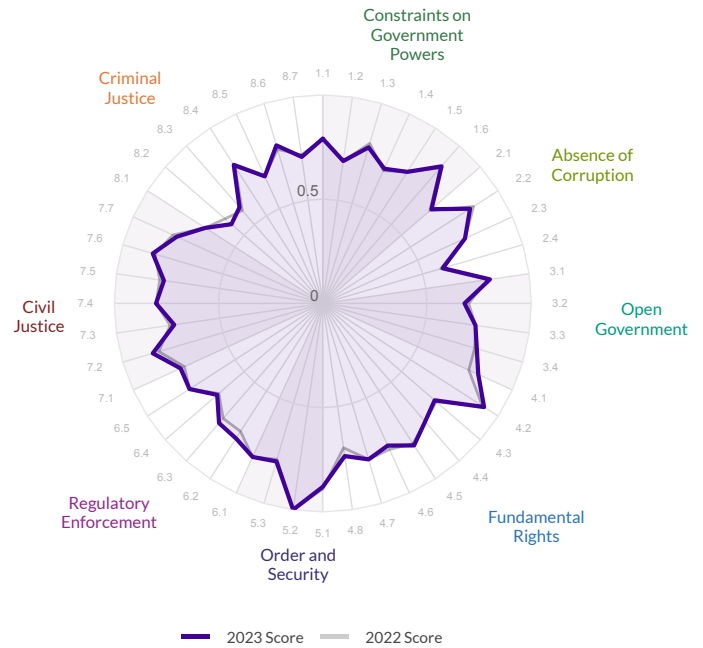
Liberia Sub-Saharan Africa Low



The scores range from 0 to 1, where 1 signifies the highest possible score and 0 signifies the lowest possible score.

Overall Score	Regional Rank	Income Rank	Global Rank
<b>0.77</b>	<b>14/31</b>	<b>18/46</b>	<b>18/142</b>
Score Change	Rank Change		
<b>0.00</b>	<b>0</b>		

	Factor Score	Score Change	Regional Rank	Income Rank	Global Rank
Constraints on Government Powers	0.76	0.00	14/31	16/46	17/142
Absence of Corruption	0.72	0.00	17/31	24/46	24/142
Open Government	0.75	0.00	15/31	17/46	17/142
Fundamental Rights	0.78	0.01	15/31	17/46	18/142
Order and Security	0.89	0.00	15/31	19/46	20/142
Regulatory Enforcement	0.76	0.02	14/31	19/46	19/142
Civil Justice	0.79	0.00	8/31	8/46	8/142
Criminal Justice	0.69	0.00	15/31	21/46	21/142



\* Indicates statistically significant change at the 10 percent level

— Lithuania — EU, EFTA, and North America — High

Factor	Score	2023 Score	2022 Score
<b>Constraints on Government Powers</b>			
1.1 Limits by legislature	0.79	0.79	0.79
1.2 Limits by judiciary	0.69	0.69	0.69
1.3 Independent auditing	0.78	0.78	0.78
1.4 Sanctions for official misconduct	0.71	0.71	0.71
1.5 Non-governmental checks	0.75	0.75	0.75
1.6 Lawful transition of power	0.87	0.87	0.87
<b>Absence of Corruption</b>			
2.1 In the executive branch	0.69	0.69	0.69
2.2 In the judiciary	0.84	0.84	0.84
2.3 In the police/military	0.75	0.75	0.75
2.4 In the legislature	0.60	0.60	0.60
<b>Open Government</b>			
3.1 Publicized laws and gov't data	0.81	0.81	0.81
3.2 Right to information	0.68	0.68	0.68
3.3 Civic participation	0.74	0.74	0.74
3.4 Complaint mechanisms	0.77	0.77	0.77
<b>Fundamental Rights</b>			
4.1 No discrimination	0.82	0.82	0.82
4.2 Right to life and security	0.92	0.92	0.92
4.3 Due process of law	0.71	0.71	0.71
4.4 Freedom of expression	0.75	0.75	0.75
4.5 Freedom of religion	0.81	0.81	0.81
4.6 Right to privacy	0.75	0.75	0.75
4.7 Freedom of association	0.78	0.78	0.78
4.8 Labor rights	0.74	0.74	0.74
<b>Order and Security</b>			
5.1 Absence of crime	0.88	0.88	0.88
5.2 Absence of civil conflict	1.00	1.00	1.00
5.3 Absence of violent redress	0.79	0.79	0.79
<b>Regulatory Enforcement</b>			
6.1 Effective regulatory enforcement	0.81	0.81	0.81
6.2 No improper influence	0.77	0.77	0.77
6.3 No unreasonable delay	0.76	0.76	0.76
6.4 Respect for due process	0.67	0.67	0.67
6.5 No expropriation w/out adequate compensation	0.76	0.76	0.76
<b>Civil Justice</b>			
7.1 Accessibility and affordability	0.75	0.75	0.75
7.2 No discrimination	0.85	0.85	0.85
7.3 No corruption	0.72	0.72	0.72
7.4 No improper gov't influence	0.80	0.80	0.80
7.5 No unreasonable delay	0.77	0.77	0.77
7.6 Effective enforcement	0.85	0.85	0.85
7.7 Impartial and effective ADRs	0.77	0.77	0.77
<b>Criminal Justice</b>			
8.1 Effective investigations	0.67	0.67	0.67
8.2 Timely and effective adjudication	0.58	0.58	0.58
8.3 Effective correctional system	0.61	0.61	0.61
8.4 No discrimination	0.79	0.79	0.79
8.5 No corruption	0.67	0.67	0.67
8.6 No improper gov't influence	0.79	0.79	0.79
8.7 Due process of law	0.71	0.71	0.71

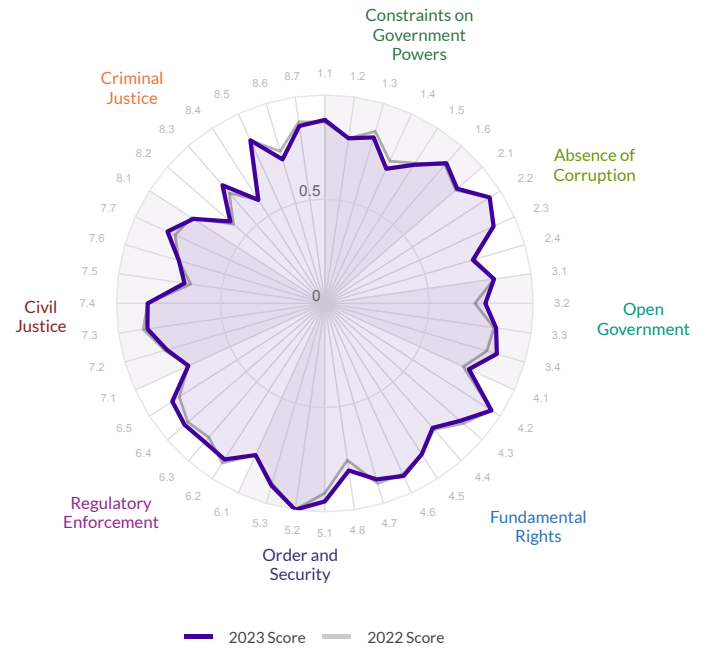
# Luxembourg

Region: EU, EFTA, and North America  
Income Group: High

The scores range from 0 to 1, where 1 signifies the highest possible score and 0 signifies the lowest possible score.

Overall Score	Regional Rank	Income Rank	Global Rank
<b>0.83</b>	<b>6/31</b>	<b>6/46</b>	<b>6/142</b>
Score Change	Rank Change		
<b>0.01▲</b>	<b>2▲</b>		

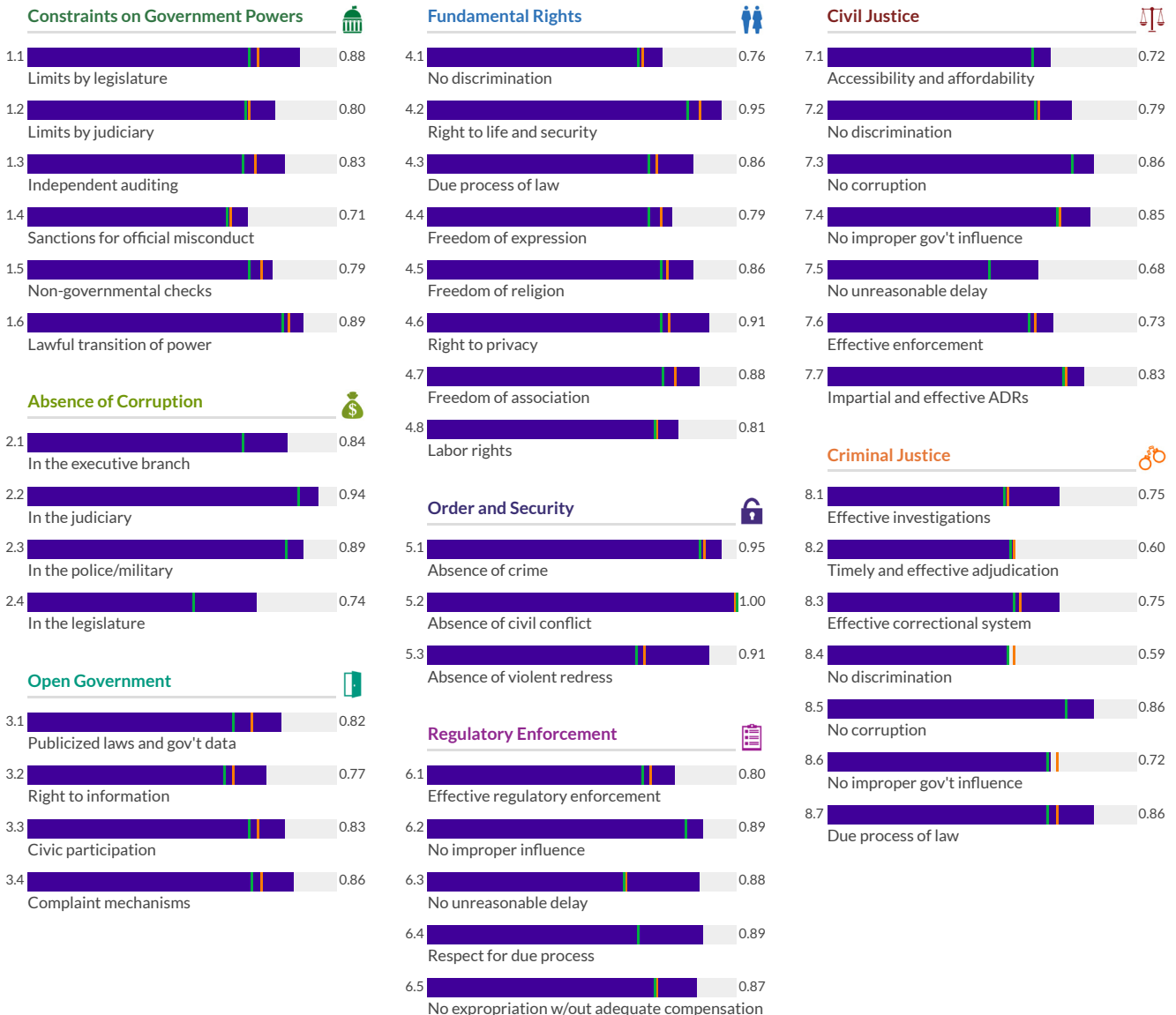
	Factor Score	Score Change	Regional Rank	Income Rank	Global Rank
Constraints on Government Powers	0.82	-0.01	12/31	14/46	14/142
Absence of Corruption	0.85	0.00	6/31	8/46	8/142
Open Government	0.82	0.02	6/31	7/46	7/142
Fundamental Rights	0.85	0.00	6/31	6/46	6/142
Order and Security	0.95	<b>0.02*</b>	1/31	1/46	1/142
Regulatory Enforcement	0.87	0.01	4/31	4/46	4/142
Civil Justice	0.78	0.01	9/31	10/46	10/142
Criminal Justice	0.73	0.00	10/31	13/46	13/142



\* Indicates statistically significant change at the 10 percent level

Low Medium High

Luxembourg EU, EFTA, and North America High



# Madagascar

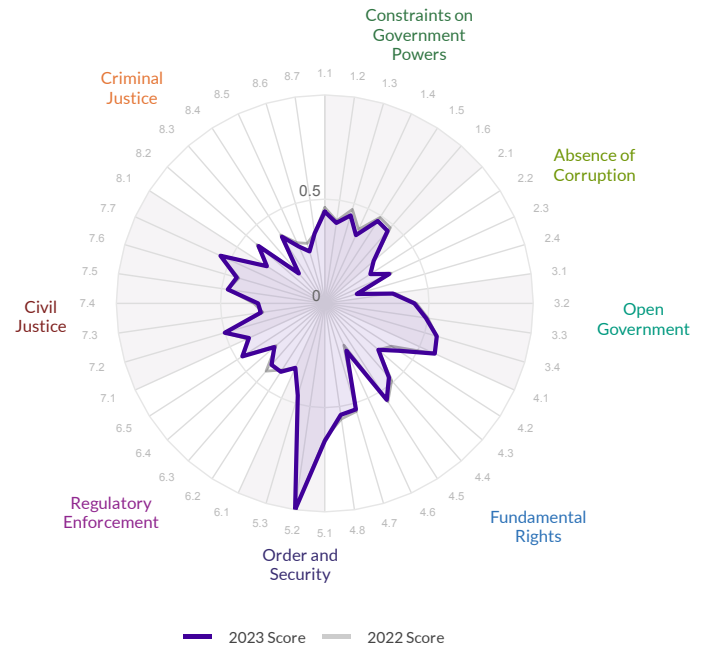
Region: Sub-Saharan Africa  
Income Group: Low

The scores range from 0 to 1, where 1 signifies the highest possible score and 0 signifies the lowest possible score.

Overall Score	Regional Rank	Income Rank	Global Rank
<b>0.43</b>	<b>20/34</b>	<b>10/18</b>	<b>114/142</b>

Score Change	Rank Change
<b>-0.01</b>	<b>-1</b>

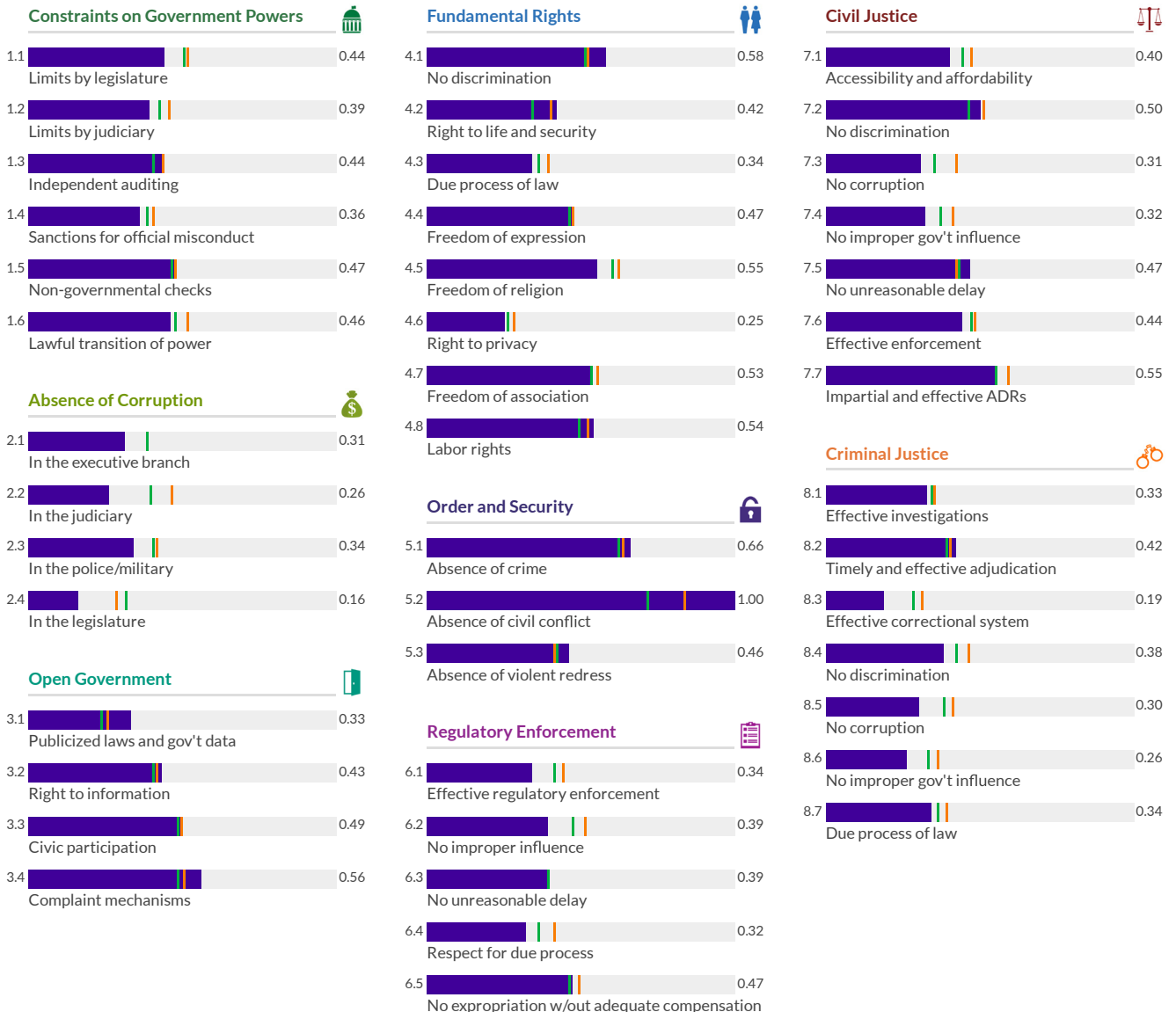
Factor	Score	Score Change	Regional Rank	Income Rank	Global Rank
Constraints on Government Powers	0.43	-0.02	18/34	8/18	106/142
Absence of Corruption	0.27	-0.01	30/34	16/18	134/142
Open Government	0.45	-0.01	12/34	6/18	91/142
Fundamental Rights	0.46	0.00	18/34	10/18	98/142
Order and Security	0.71	0.00	8/34	3/18	80/142
Regulatory Enforcement	0.38	0.00	26/34	11/18	127/142
Civil Justice	0.43	0.00	22/34	8/18	113/142
Criminal Justice	0.32	-0.01	26/34	12/18	117/142



\* Indicates statistically significant change at the 10 percent level

Low Medium High

Madagascar Sub-Saharan Africa Low





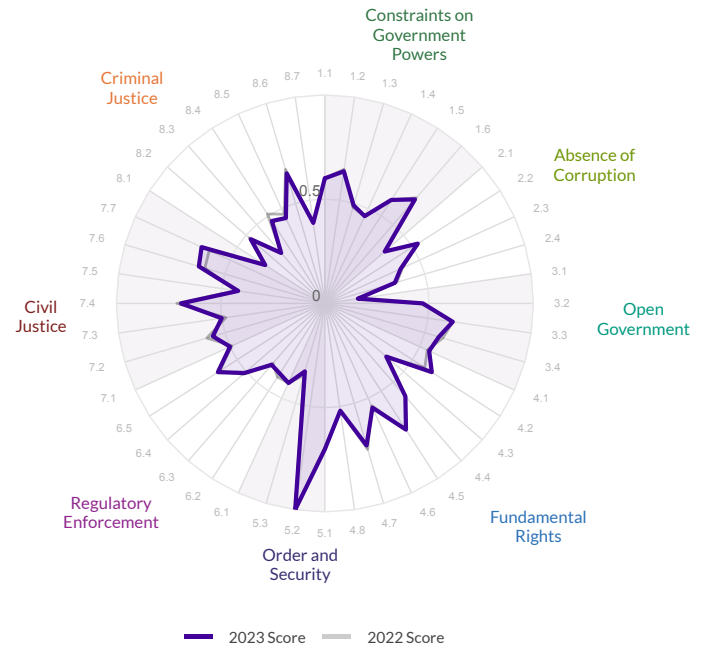
# Malawi

Region: Sub-Saharan Africa  
Income Group: Low

The scores range from 0 to 1, where 1 signifies the highest possible score and 0 signifies the lowest possible score.

Overall Score	Regional Rank	Income Rank	Global Rank
<b>0.52</b>	<b>8/34</b>	<b>2/18</b>	<b>69/142</b>
Score Change	Rank Change		
<b>0.00</b>	<b>-1 ▾</b>		

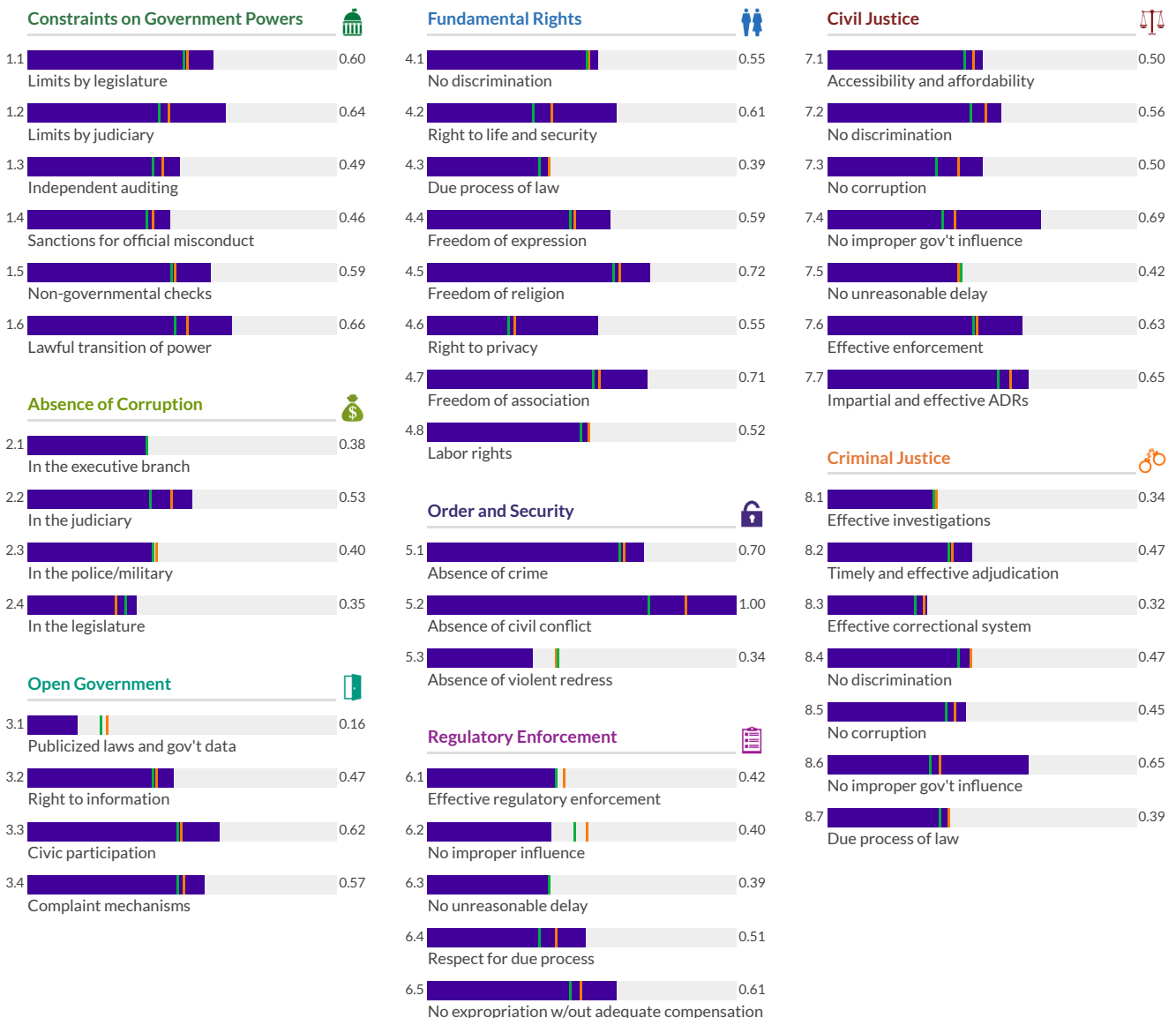
	Factor Score	Score Change	Regional Rank	Income Rank	Global Rank
Constraints on Government Powers	0.57	0.00	7/34	2/18	55/142
Absence of Corruption	0.42	0.00	12/34	6/18	90/142
Open Government	0.46	0.00	10/34	4/18	86/142
Fundamental Rights	0.58	0.00	6/34	1/18	65/142
Order and Security	0.68	0.00	14/34	7/18	92/142
Regulatory Enforcement	0.46	0.00	14/34	6/18	90/142
Civil Justice	0.56	0.01	7/34	2/18	56/142
Criminal Justice	0.44	-0.01	9/34	3/18	73/142



\* Indicates statistically significant change at the 10 percent level

Low Medium High

Malawi Sub-Saharan Africa Low



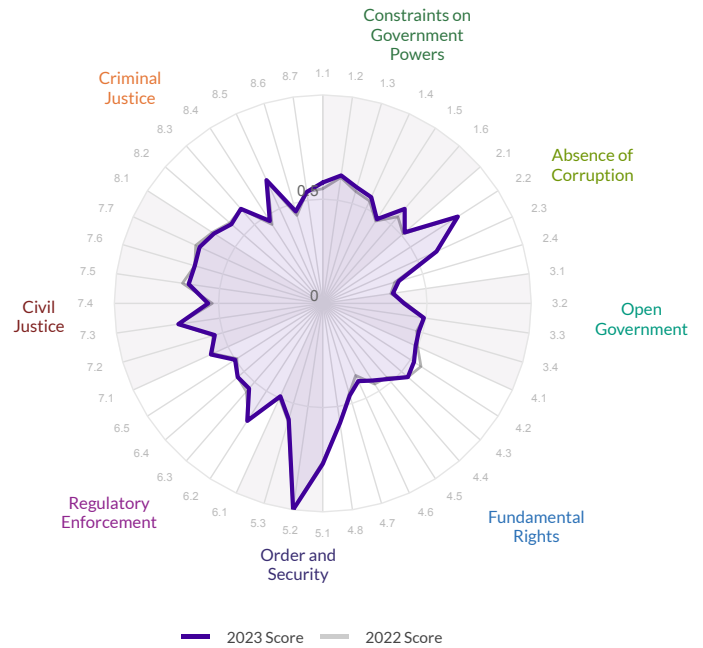
# Malaysia

Region: East Asia and Pacific  
Income Group: Upper-Middle

The scores range from 0 to 1, where 1 signifies the highest possible score and 0 signifies the lowest possible score.

Overall Score	Regional Rank	Income Rank	Global Rank
<b>0.57</b>	<b>7/15</b>	<b>11/41</b>	<b>55/142</b>
Score Change	Rank Change		
<b>0.00</b>	<b>1▲</b>		

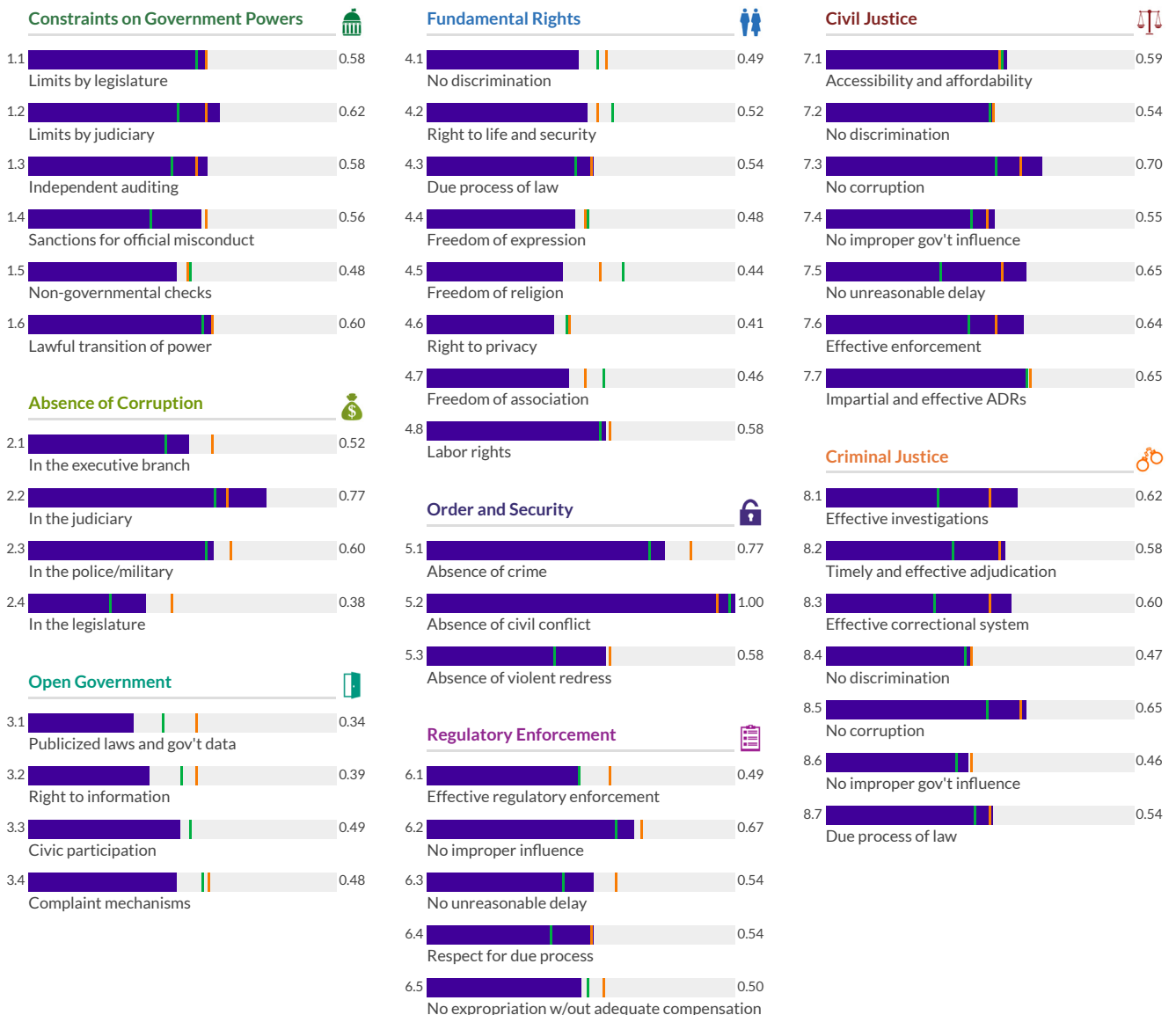
	Factor Score	Score Change	Regional Rank	Income Rank	Global Rank
Constraints on Government Powers	0.57	0.02	7/15	11/41	56/142
Absence of Corruption	0.57	0.01	7/15	10/41	51/142
Open Government	0.42	0.00	12/15	34/41	103/142
Fundamental Rights	0.49	0.00	9/15	30/41	90/142
Order and Security	0.78	0.00	8/15	10/41	50/142
Regulatory Enforcement	0.55	0.00	8/15	10/41	55/142
Civil Justice	0.62	0.00	7/15	6/41	42/142
Criminal Justice	0.56	0.00	7/15	5/41	43/142



\* Indicates statistically significant change at the 10 percent level

Low Medium High

Malaysia East Asia and Pacific Upper-Middle



# Mali

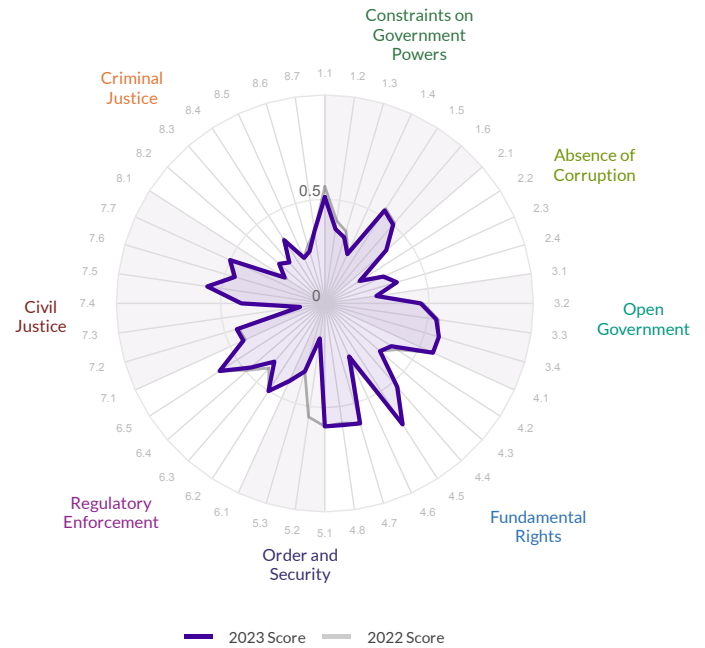
Region: Sub-Saharan Africa  
Income Group: Low

The scores range from 0 to 1, where 1 signifies the highest possible score and 0 signifies the lowest possible score.

Overall Score	Regional Rank	Income Rank	Global Rank
0.40	24/34	12/18	121/142

Score Change	Rank Change
-0.02 ▼	-5 ▼

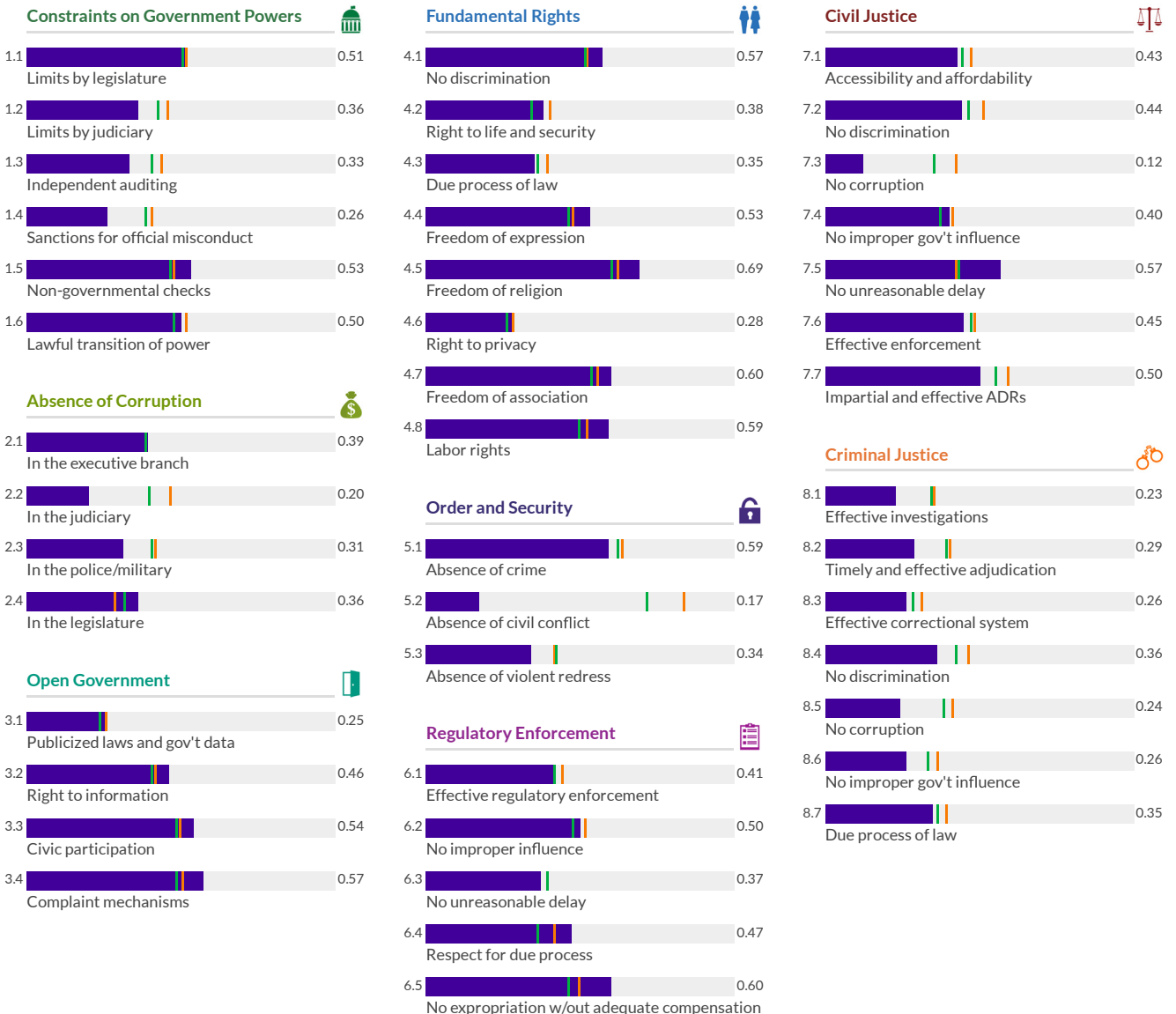
	Factor Score	Score Change	Regional Rank	Income Rank	Global Rank
Constraints on Government Powers	0.41	-0.02*	19/34	9/18	108/142
Absence of Corruption	0.31	0.00	24/34	12/18	122/142
Open Government	0.45	0.00	11/34	5/18	88/142
Fundamental Rights	0.50	-0.01	13/34	6/18	87/142
Order and Security	0.37	-0.13*	34/34	17/18	140/142
Regulatory Enforcement	0.47	-0.01	12/34	4/18	87/142
Civil Justice	0.41	0.00	27/34	13/18	120/142
Criminal Justice	0.28	-0.01	32/34	17/18	129/142



\* Indicates statistically significant change at the 10 percent level

Low Medium High

Mali Sub-Saharan Africa Low



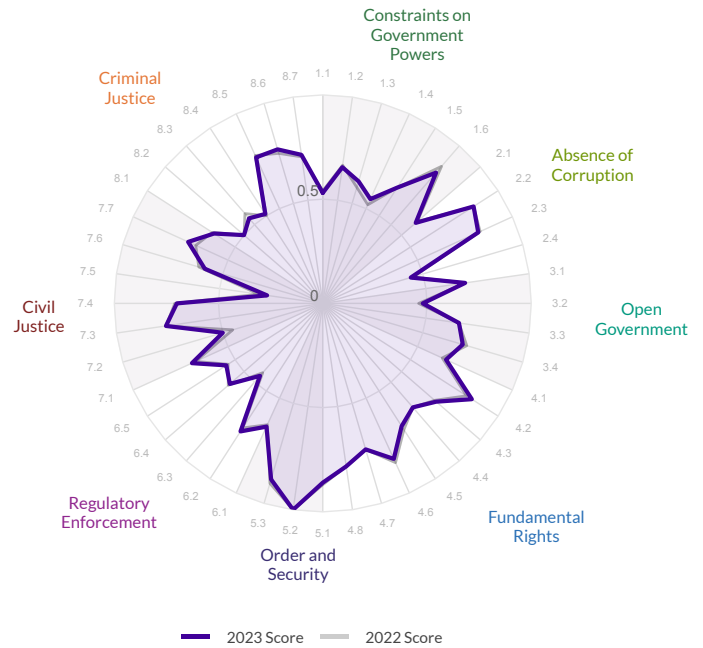
The scores range from 0 to 1, where 1 signifies the highest possible score and 0 signifies the lowest possible score.

Overall Score	Regional Rank	Income Rank	Global Rank
<b>0.68</b>	<b>22/31</b>	<b>29/46</b>	<b>30/142</b>
Score Change	Rank Change		
<b>0.00</b>	<b>0</b>		

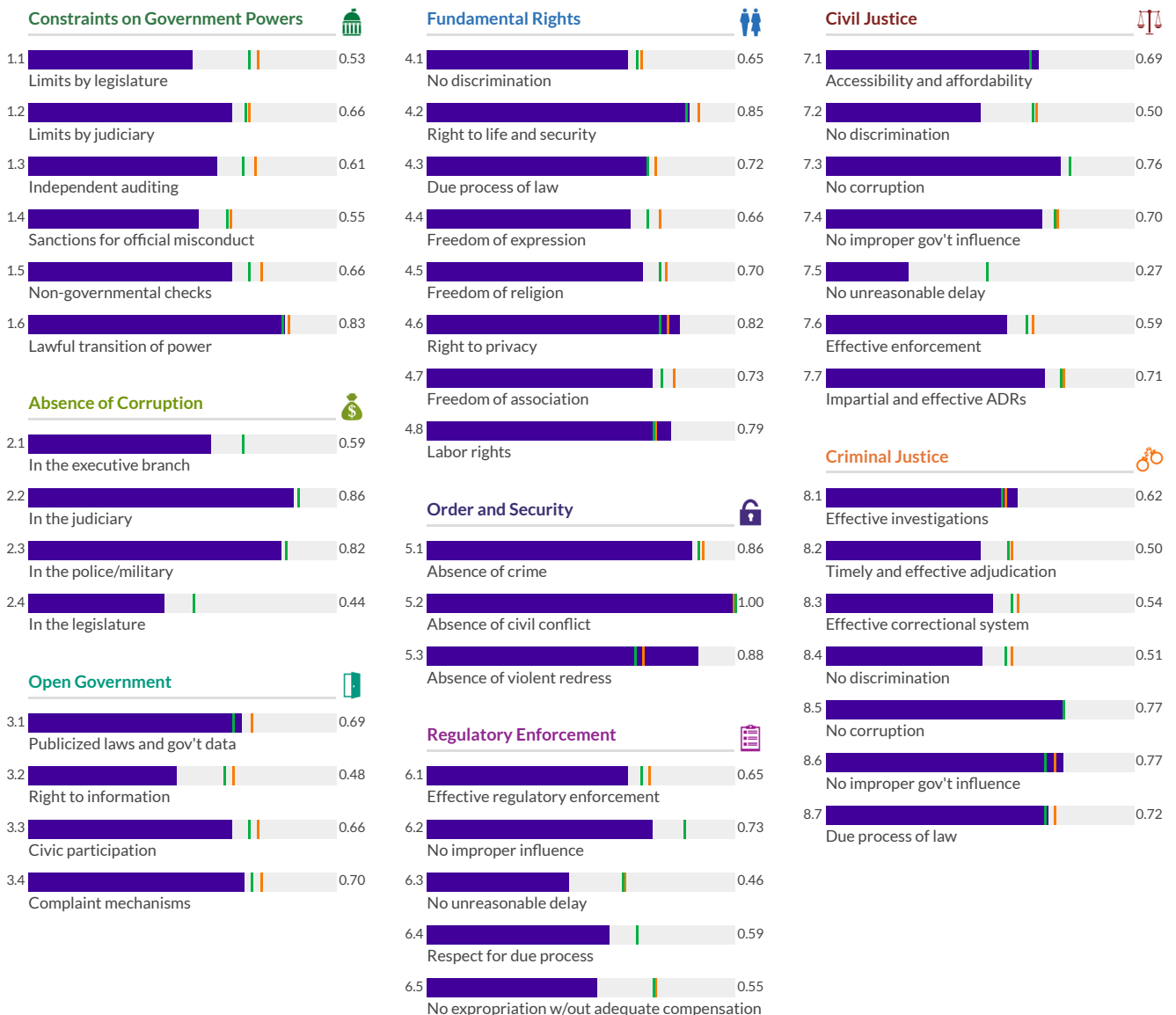
	Factor Score	Score Change	Regional Rank	Income Rank	Global Rank
Constraints on Government Powers	0.64	0.00	26/31	34/46	38/142
Absence of Corruption	0.68	-0.01	21/31	30/46	31/142
Open Government	0.64	0.01	23/31	30/46	31/142
Fundamental Rights	0.74	0.00	20/31	25/46	26/142
Order and Security	0.91	-0.01	7/31	11/46	11/142
Regulatory Enforcement	0.59	0.01	26/31	39/46	43/142
Civil Justice	0.60	0.00	25/31	37/46	48/142
Criminal Justice	0.63	0.00	20/31	27/46	27/142

\* Indicates statistically significant change at the 10 percent level

Low Medium High



Malta EU, EFTA, and North America High



# Mauritania

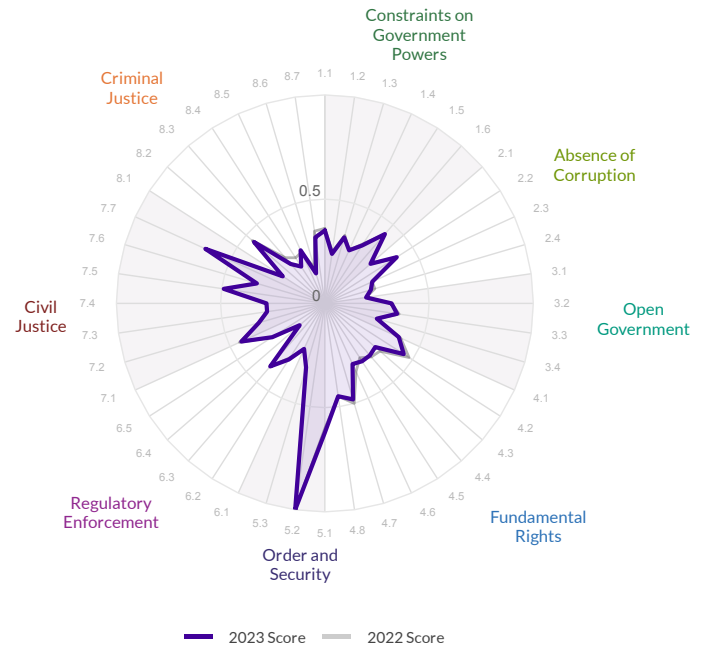
Region: Sub-Saharan Africa  
Income Group: Lower-Middle

The scores range from 0 to 1, where 1 signifies the highest possible score and 0 signifies the lowest possible score.

Overall Score	Regional Rank	Income Rank	Global Rank
0.36	32/34	31/37	133/142

Score Change	Rank Change
-0.01 ▾	0

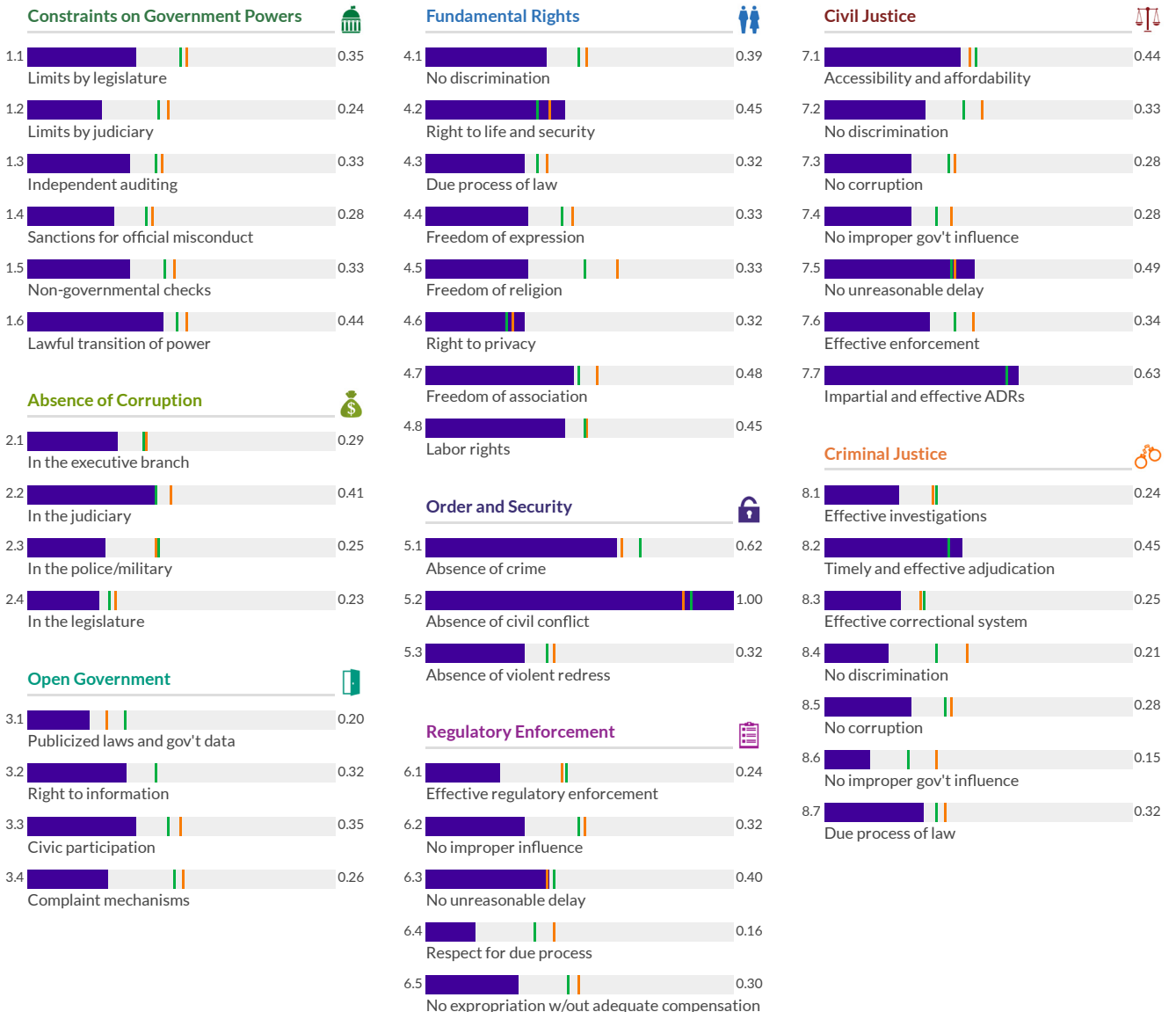
	Factor Score	Score Change	Regional Rank	Income Rank	Global Rank
Constraints on Government Powers	0.33	0.00	31/34	31/37	129/142
Absence of Corruption	0.29	-0.01	27/34	31/37	128/142
Open Government	0.28	0.00	34/34	34/37	138/142
Fundamental Rights	0.38	-0.01	28/34	27/37	123/142
Order and Security	0.65	0.01	18/34	22/37	104/142
Regulatory Enforcement	0.28	0.00	34/34	35/37	139/142
Civil Justice	0.40	0.00	30/34	29/37	126/142
Criminal Justice	0.27	-0.02	33/34	29/37	130/142



\* Indicates statistically significant change at the 10 percent level

Low Medium High

Mauritania Sub-Saharan Africa Lower-Middle



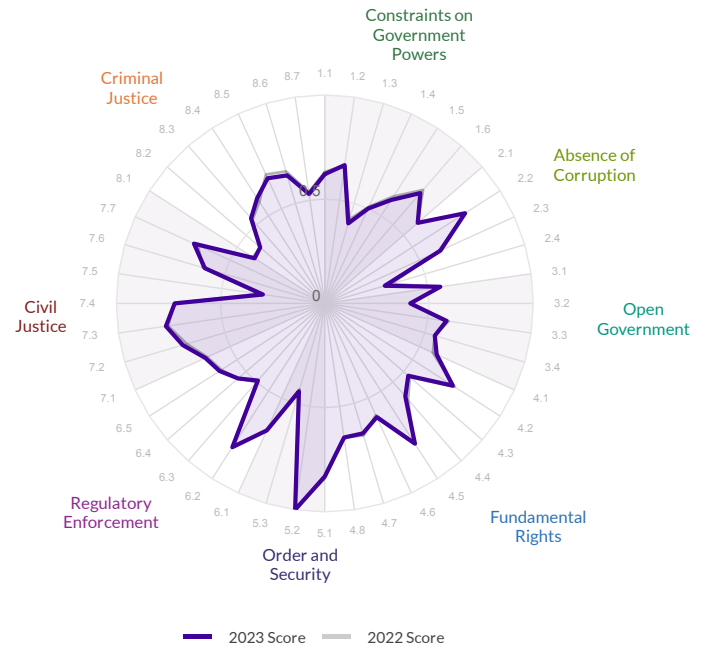
# Mauritius

Region: Sub-Saharan Africa  
Income Group: Upper-Middle

The scores range from 0 to 1, where 1 signifies the highest possible score and 0 signifies the lowest possible score.

Overall Score	Regional Rank	Income Rank	Global Rank
<b>0.61</b>	<b>3/34</b>	<b>5/41</b>	<b>46/142</b>
Score Change	Rank Change		
<b>0.00</b>	<b>-1 ▾</b>		

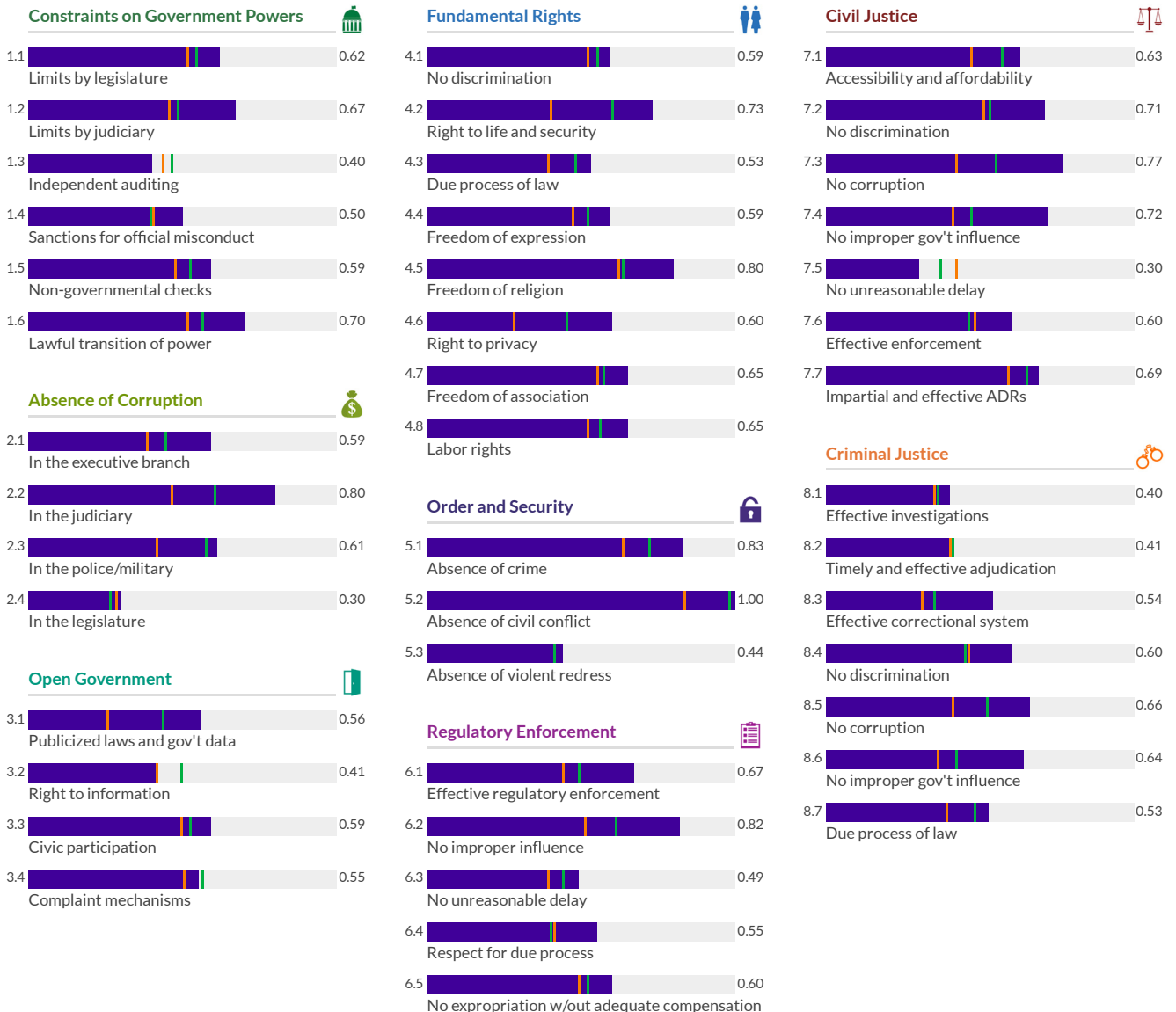
	Factor Score	Score Change	Regional Rank	Income Rank	Global Rank
Constraints on Government Powers	0.58	-0.01	6/34	9/41	51/142
Absence of Corruption	0.58	0.00	2/34	8/41	48/142
Open Government	0.53	0.00	4/34	17/41	61/142
Fundamental Rights	0.64	0.00	2/34	7/41	45/142
Order and Security	0.75	0.00	2/34	17/41	60/142
Regulatory Enforcement	0.62	0.00	1/34	2/41	35/142
Civil Justice	0.63	0.00	2/34	3/41	34/142
Criminal Justice	0.54	0.00	4/34	9/41	47/142



\* Indicates statistically significant change at the 10 percent level

Low Medium High

Mauritius Sub-Saharan Africa Upper-Middle



# Mexico

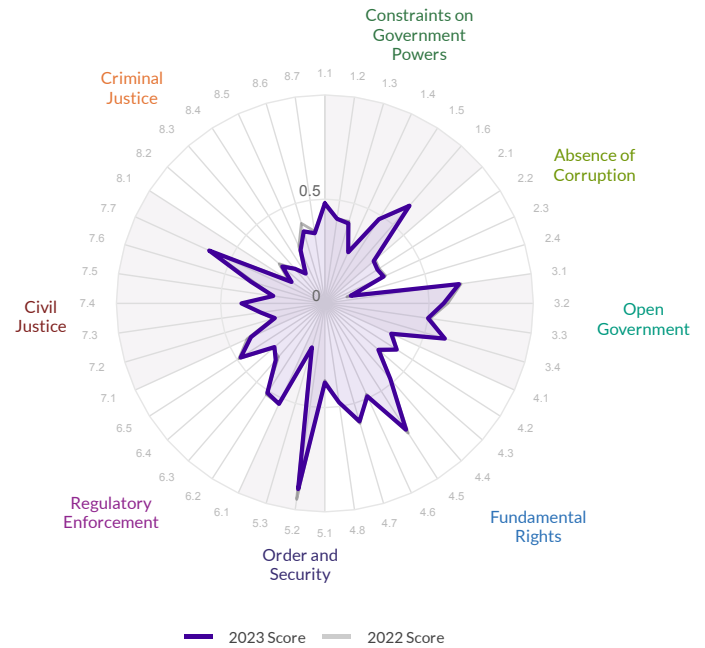
Region: Latin America and Caribbean  
Income Group: Upper-Middle

The scores range from 0 to 1, where 1 signifies the highest possible score and 0 signifies the lowest possible score.

Overall Score	Regional Rank	Income Rank	Global Rank
0.42	27/32	38/41	116/142

Score Change	Rank Change
-0.01 ▾	1 ▲

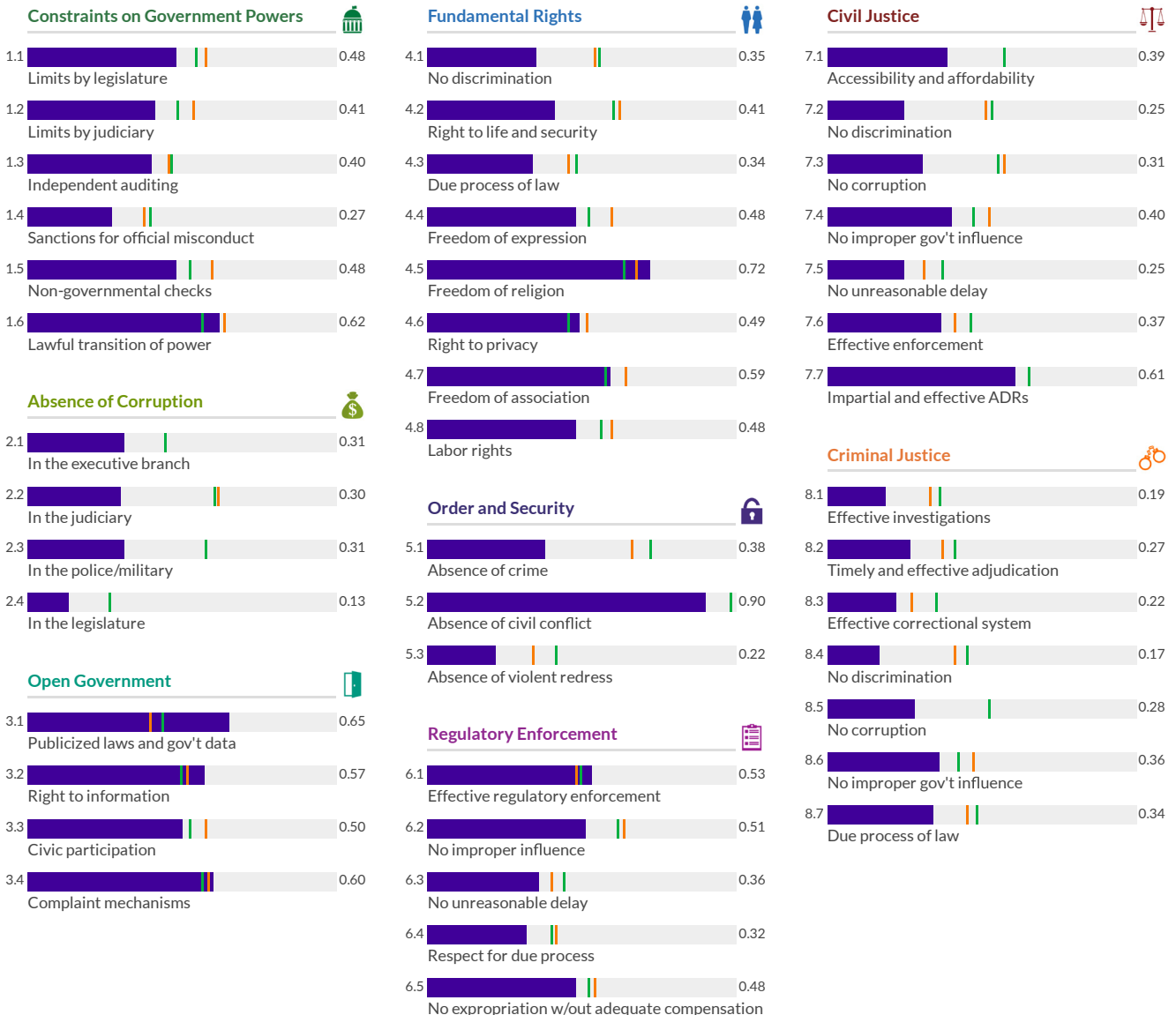
	Factor Score	Score Change	Regional Rank	Income Rank	Global Rank
Constraints on Government Powers	0.44	0.00	26/32	33/41	104/142
Absence of Corruption	0.26	0.00	30/32	40/41	136/142
Open Government	0.58	-0.01	7/32	7/41	45/142
Fundamental Rights	0.48	0.00	26/32	32/41	93/142
Order and Security	0.50	-0.01*	31/32	41/41	133/142
Regulatory Enforcement	0.44	0.00	24/32	33/41	102/142
Civil Justice	0.37	0.00	27/32	39/41	131/142
Criminal Justice	0.26	-0.02	26/32	40/41	132/142



\* Indicates statistically significant change at the 10 percent level

Low Medium High

Mexico Latin America and Caribbean Upper-Middle





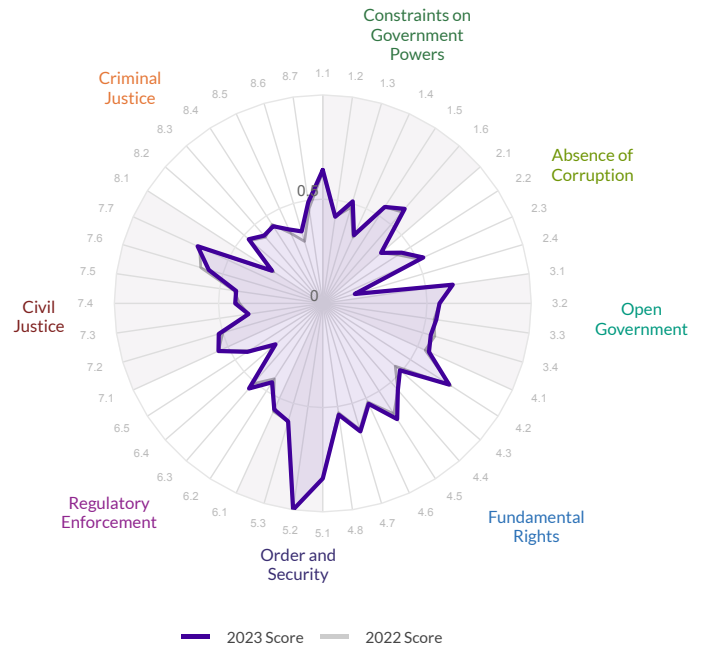
# Moldova

Region: Eastern Europe and Central Asia  
Income Group: Upper-Middle

The scores range from 0 to 1, where 1 signifies the highest possible score and 0 signifies the lowest possible score.

Overall Score	Regional Rank	Income Rank	Global Rank
<b>0.53</b>	<b>6/15</b>	<b>20/41</b>	<b>68/142</b>
Score Change	Rank Change		
<b>0.01▲</b>	<b>2▲</b>		

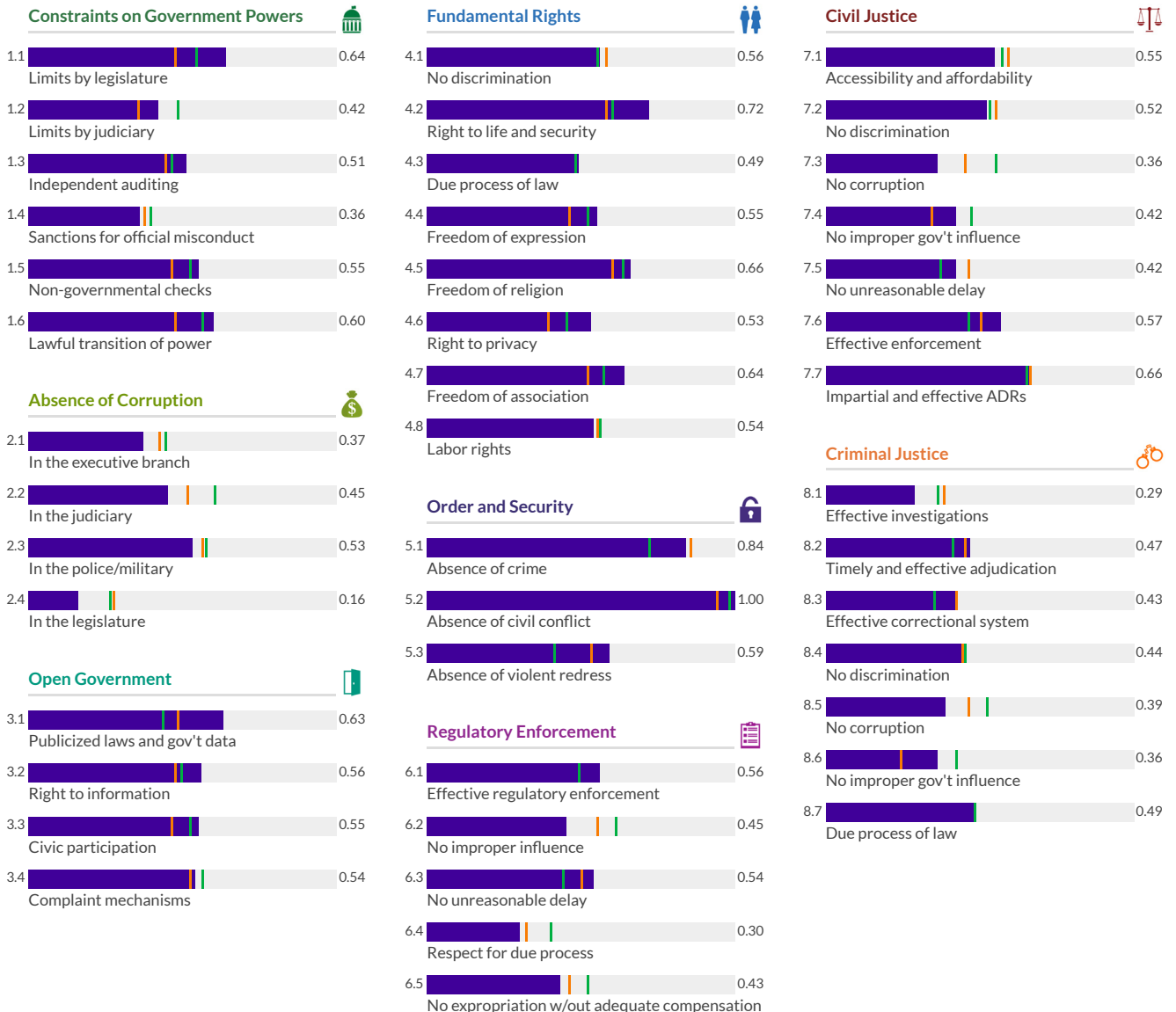
	Factor Score	Score Change	Regional Rank	Income Rank	Global Rank
Constraints on Government Powers	0.51	0.01	4/15	18/41	74/142
Absence of Corruption	0.38	0.01	12/15	34/41	106/142
Open Government	0.57	0.00	3/15	11/41	49/142
Fundamental Rights	0.59	0.01	6/15	18/41	63/142
Order and Security	0.81	0.00	4/15	4/41	40/142
Regulatory Enforcement	0.46	0.00	8/15	31/41	96/142
Civil Justice	0.50	0.00	9/15	24/41	79/142
Criminal Justice	0.41	0.02	8/15	23/41	78/142



\* Indicates statistically significant change at the 10 percent level

Low Medium High

Moldova Eastern Europe and Central Asia Upper-Middle



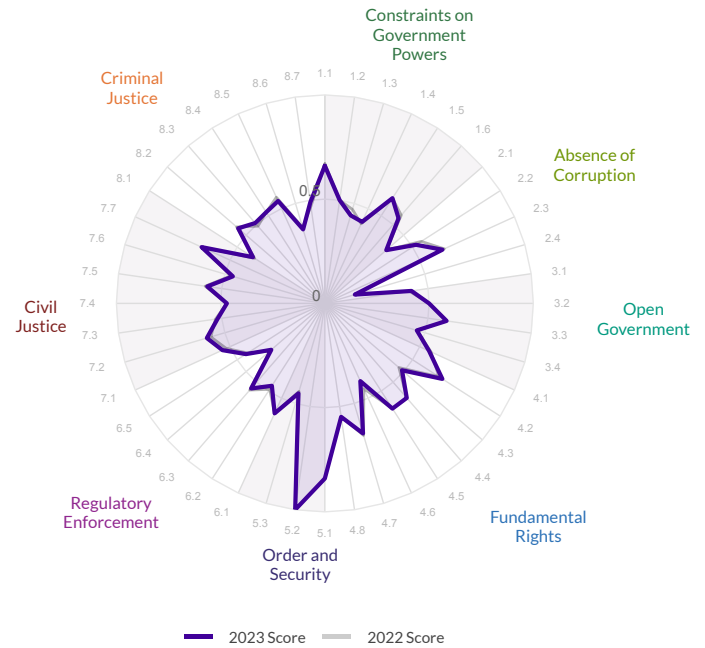
# Mongolia

Region: East Asia and Pacific  
Income Group: Lower-Middle

The scores range from 0 to 1, where 1 signifies the highest possible score and 0 signifies the lowest possible score.

Overall Score	Regional Rank	Income Rank	Global Rank
<b>0.53</b>	<b>8/15</b>	<b>3/37</b>	<b>64/142</b>
Score Change	Rank Change		
<b>0.00</b>	<b>0</b>		

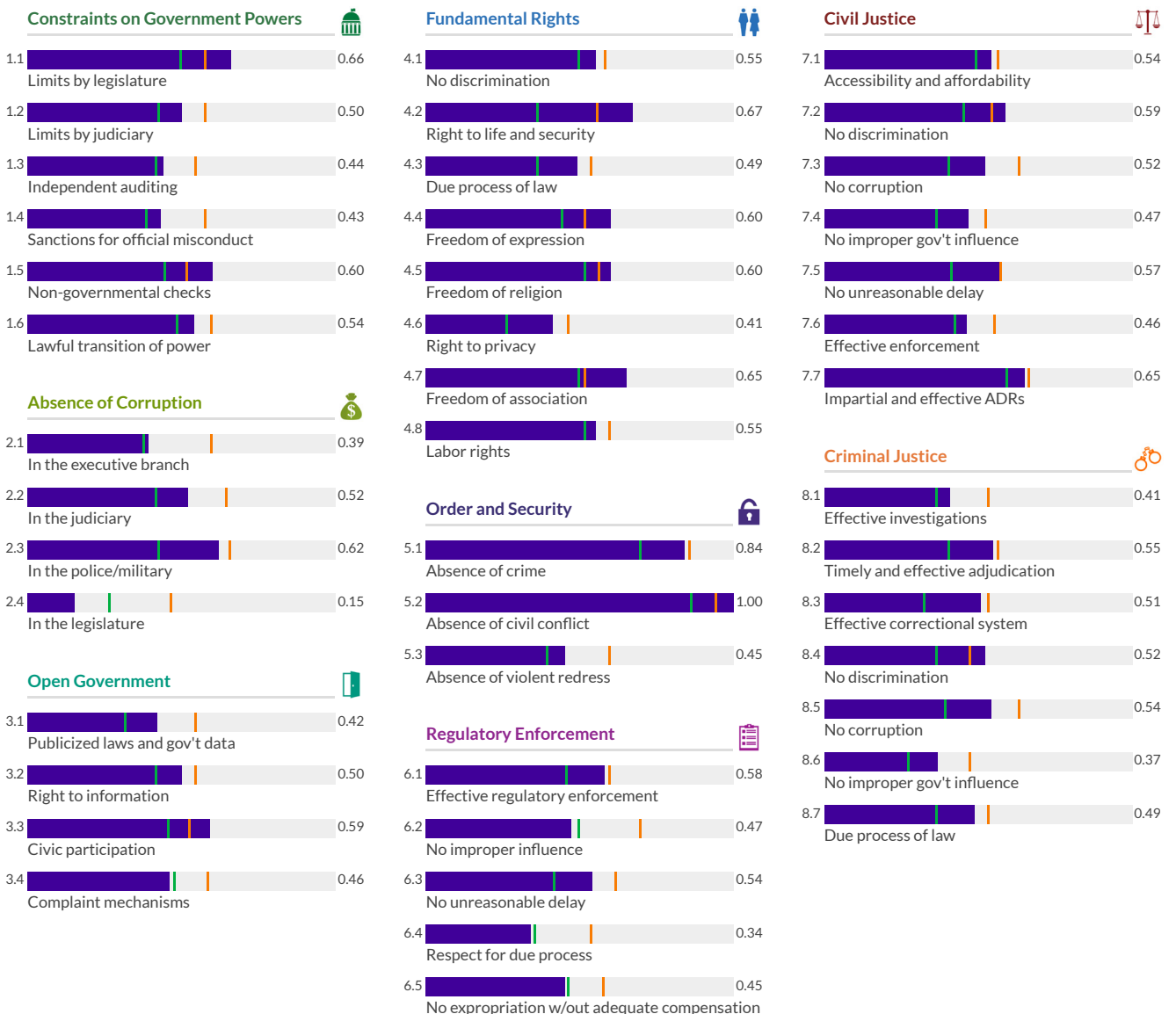
	Factor Score	Score Change	Regional Rank	Income Rank	Global Rank
Constraints on Government Powers	0.53	-0.01	9/15	7/37	71/142
Absence of Corruption	0.42	-0.01	12/15	9/37	86/142
Open Government	0.49	0.00	8/15	9/37	74/142
Fundamental Rights	0.56	0.00	7/15	4/37	69/142
Order and Security	0.76	0.00	10/15	3/37	58/142
Regulatory Enforcement	0.48	0.00	10/15	12/37	79/142
Civil Justice	0.54	0.00	8/15	4/37	66/142
Criminal Justice	0.48	0.00	8/15	1/37	58/142



\* Indicates statistically significant change at the 10 percent level

Low Medium High

Mongolia East Asia and Pacific Lower-Middle



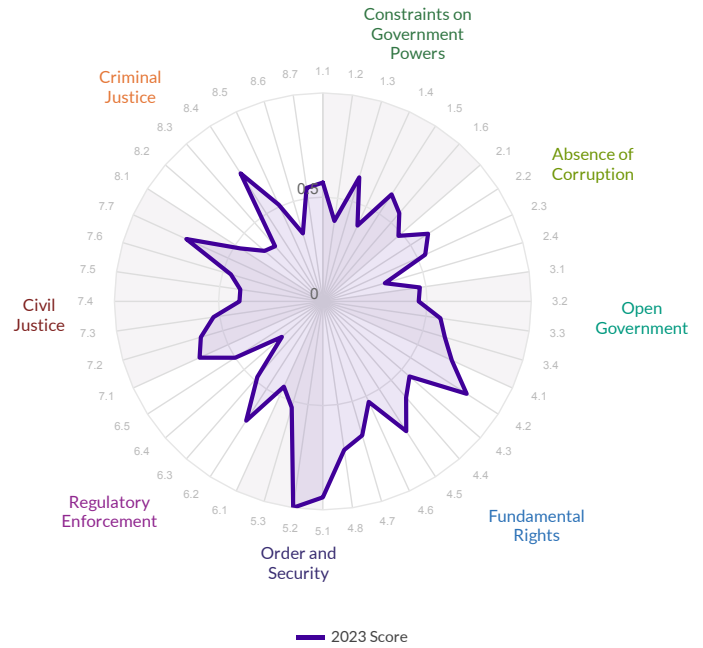
# Montenegro

Region: Eastern Europe and Central Asia  
Income Group: Upper-Middle

The scores range from 0 to 1, where 1 signifies the highest possible score and 0 signifies the lowest possible score.

Overall Score	Regional Rank	Income Rank	Global Rank
<b>0.56</b>	<b>2/15</b>	<b>13/41</b>	<b>57/142</b>
Score Change	Rank Change		
—	—		

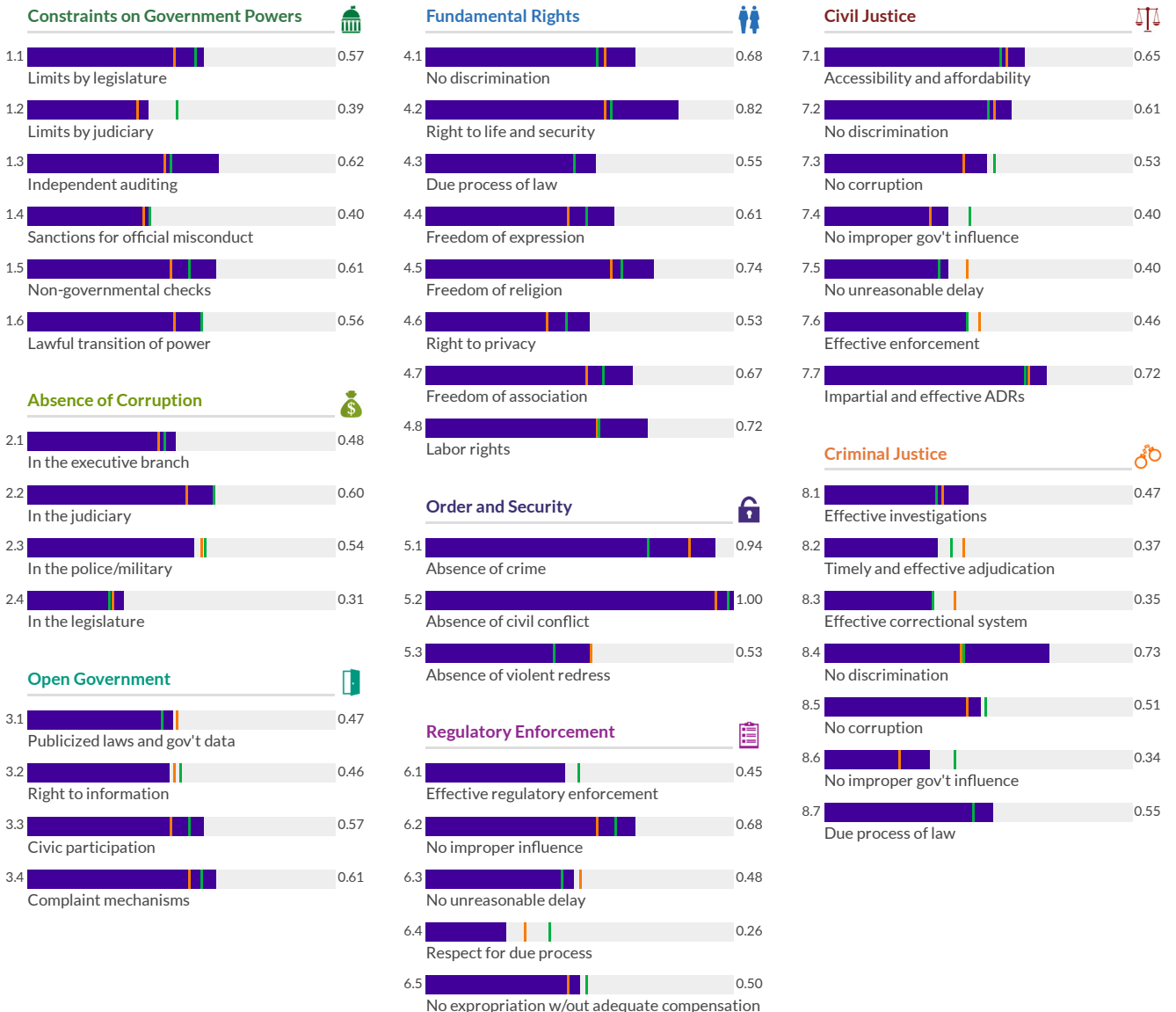
	Factor Score	Score Change	Regional Rank	Income Rank	Global Rank
Constraints on Government Powers	0.52	—	3/15	16/41	72/142
Absence of Corruption	0.48	—	3/15	15/41	62/142
Open Government	0.53	—	5/15	16/41	59/142
Fundamental Rights	0.67	—	1/15	4/41	41/142
Order and Security	0.82	—	3/15	2/41	36/142
Regulatory Enforcement	0.48	—	5/15	23/41	82/142
Civil Justice	0.54	—	3/15	17/41	67/142
Criminal Justice	0.47	—	2/15	15/41	60/142



\* Indicates statistically significant change at the 10 percent level

Low Medium High

Montenegro Eastern Europe and Central Asia Upper-Middle



# Morocco

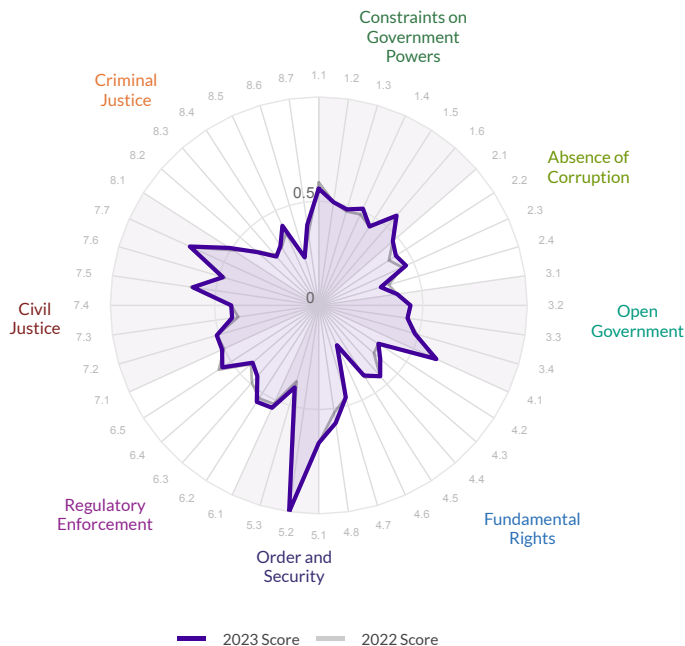
Region: Middle East and North Africa  
Income Group: Lower-Middle

The scores range from 0 to 1, where 1 signifies the highest possible score and 0 signifies the lowest possible score.

Overall Score	Regional Rank	Income Rank	Global Rank
0.48	6/9	14/37	92/142

Score Change	Rank Change
0.00	4▲

	Factor Score	Score Change	Regional Rank	Income Rank	Global Rank
Constraints on Government Powers	0.51	0.00	4/9	8/37	76/142
Absence of Corruption	0.42	0.00	6/9	10/37	88/142
Open Government	0.43	0.00	3/9	18/37	101/142
Fundamental Rights	0.43	0.01	7/9	22/37	114/142
Order and Security	0.69	0.01	6/9	14/37	89/142
Regulatory Enforcement	0.50	-0.01	4/9	5/37	66/142
Civil Justice	0.52	0.01	5/9	6/37	72/142
Criminal Justice	0.37	0.01	6/9	16/37	95/142



\* Indicates statistically significant change at the 10 percent level

Low Medium High

— Morocco — Middle East and North Africa — Lower-Middle

### Constraints on Government Powers

- 1.1 Limits by legislature: 0.56
- 1.2 Limits by judiciary: 0.50
- 1.3 Independent auditing: 0.48
- 1.4 Sanctions for official misconduct: 0.51
- 1.5 Non-governmental checks: 0.45
- 1.6 Lawful transition of power: 0.57

### Absence of Corruption

- 2.1 In the executive branch: 0.47
- 2.2 In the judiciary: 0.44
- 2.3 In the police/military: 0.46
- 2.4 In the legislature: 0.31

### Open Government

- 3.1 Publicized laws and gov't data: 0.38
- 3.2 Right to information: 0.44
- 3.3 Civic participation: 0.43
- 3.4 Complaint mechanisms: 0.48

### Fundamental Rights

- 4.1 No discrimination: 0.62
- 4.2 Right to life and security: 0.34
- 4.3 Due process of law: 0.39
- 4.4 Freedom of expression: 0.45
- 4.5 Freedom of religion: 0.40
- 4.6 Right to privacy: 0.21
- 4.7 Freedom of association: 0.46
- 4.8 Labor rights: 0.57

### Order and Security

- 5.1 Absence of crime: 0.66
- 5.2 Absence of civil conflict: 1.00
- 5.3 Absence of violent redress: 0.41

### Regulatory Enforcement

- 6.1 Effective regulatory enforcement: 0.54
- 6.2 No improper influence: 0.55
- 6.3 No unreasonable delay: 0.45
- 6.4 Respect for due process: 0.42
- 6.5 No expropriation w/out adequate compensation: 0.55

### Civil Justice

- 7.1 Accessibility and affordability: 0.51
- 7.2 No discrimination: 0.51
- 7.3 No corruption: 0.42
- 7.4 No improper gov't influence: 0.42
- 7.5 No unreasonable delay: 0.61
- 7.6 Effective enforcement: 0.48
- 7.7 Impartial and effective ADRs: 0.68

### Criminal Justice

- 8.1 Effective investigations: 0.51
- 8.2 Timely and effective adjudication: 0.39
- 8.3 Effective correctional system: 0.31
- 8.4 No discrimination: 0.34
- 8.5 No corruption: 0.42
- 8.6 No improper gov't influence: 0.24
- 8.7 Due process of law: 0.39

# Mozambique

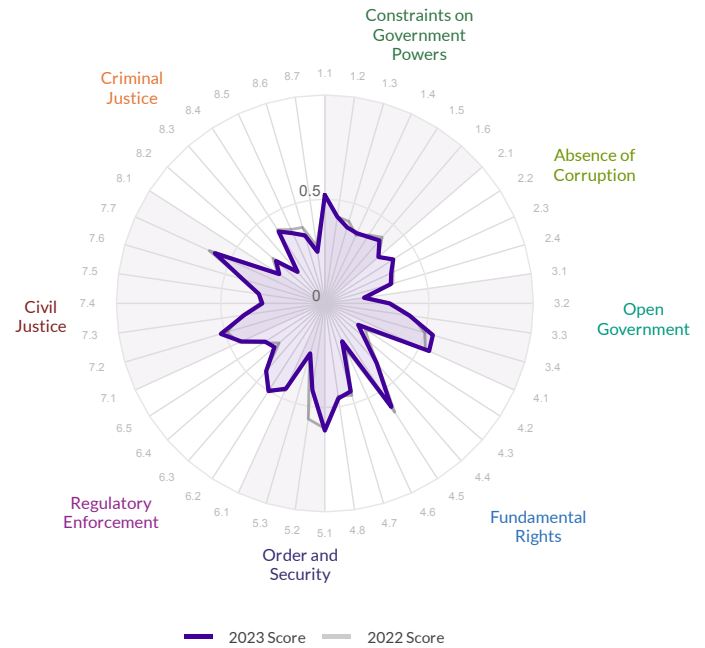
Region: Sub-Saharan Africa  
Income Group: Low

The scores range from 0 to 1, where 1 signifies the highest possible score and 0 signifies the lowest possible score.

Overall Score	Regional Rank	Income Rank	Global Rank
0.38	29/34	14/18	128/142

Score Change	Rank Change
-0.01 ▾	-4 ▾

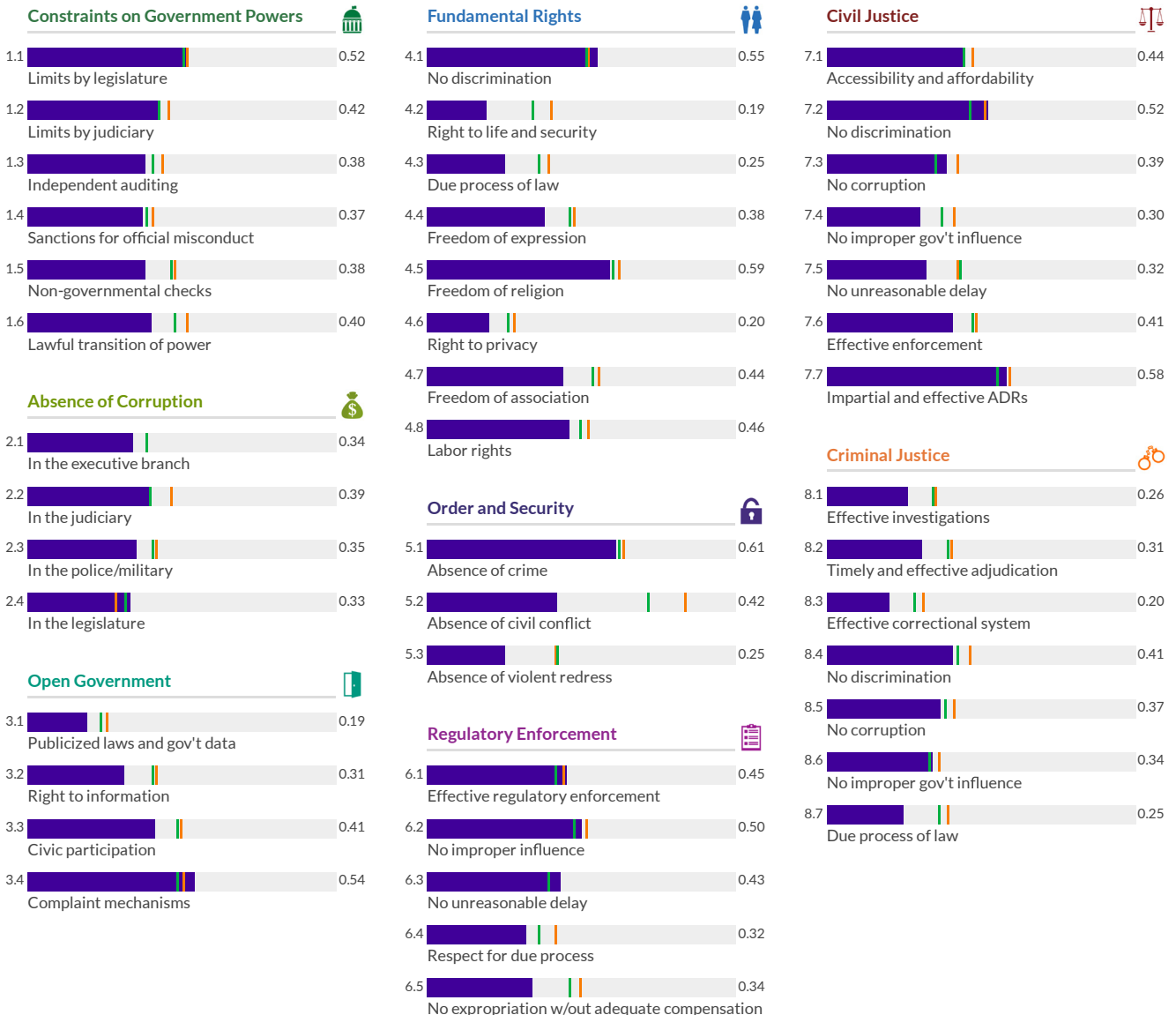
	Factor Score	Score Change	Regional Rank	Income Rank	Global Rank
Constraints on Government Powers	0.41	-0.01	20/34	10/18	109/142
Absence of Corruption	0.35	0.00	21/34	11/18	113/142
Open Government	0.36	0.00	25/34	13/18	122/142
Fundamental Rights	0.39	-0.01	27/34	14/18	122/142
Order and Security	0.43	-0.05*	32/34	16/18	138/142
Regulatory Enforcement	0.41	0.00	23/34	9/18	120/142
Civil Justice	0.42	-0.01	25/34	11/18	116/142
Criminal Justice	0.31	-0.02	28/34	14/18	122/142



\* Indicates statistically significant change at the 10 percent level

Low Medium High

Mozambique Sub-Saharan Africa Low



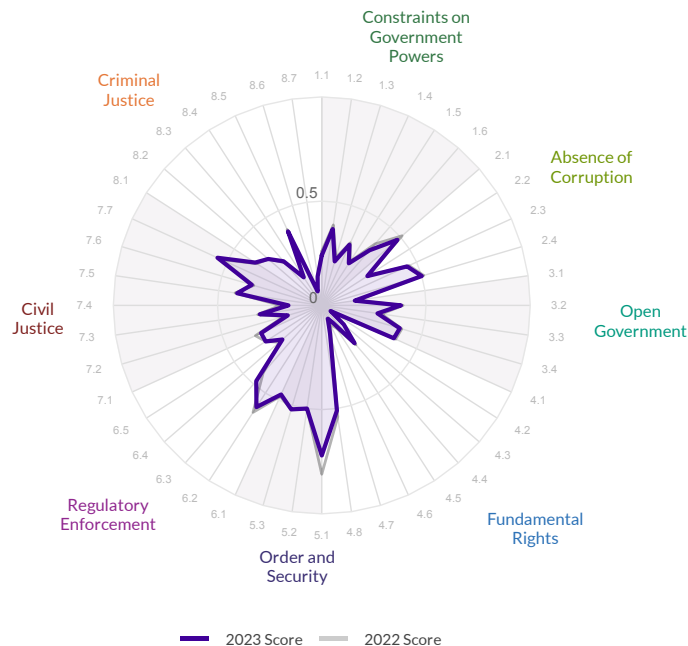
# Myanmar

The scores range from 0 to 1, where 1 signifies the highest possible score and 0 signifies the lowest possible score.

Overall Score	Regional Rank	Income Rank	Global Rank
0.35	14/15	33/37	135/142

Score Change	Rank Change
-0.01 ▾	-1 ▾

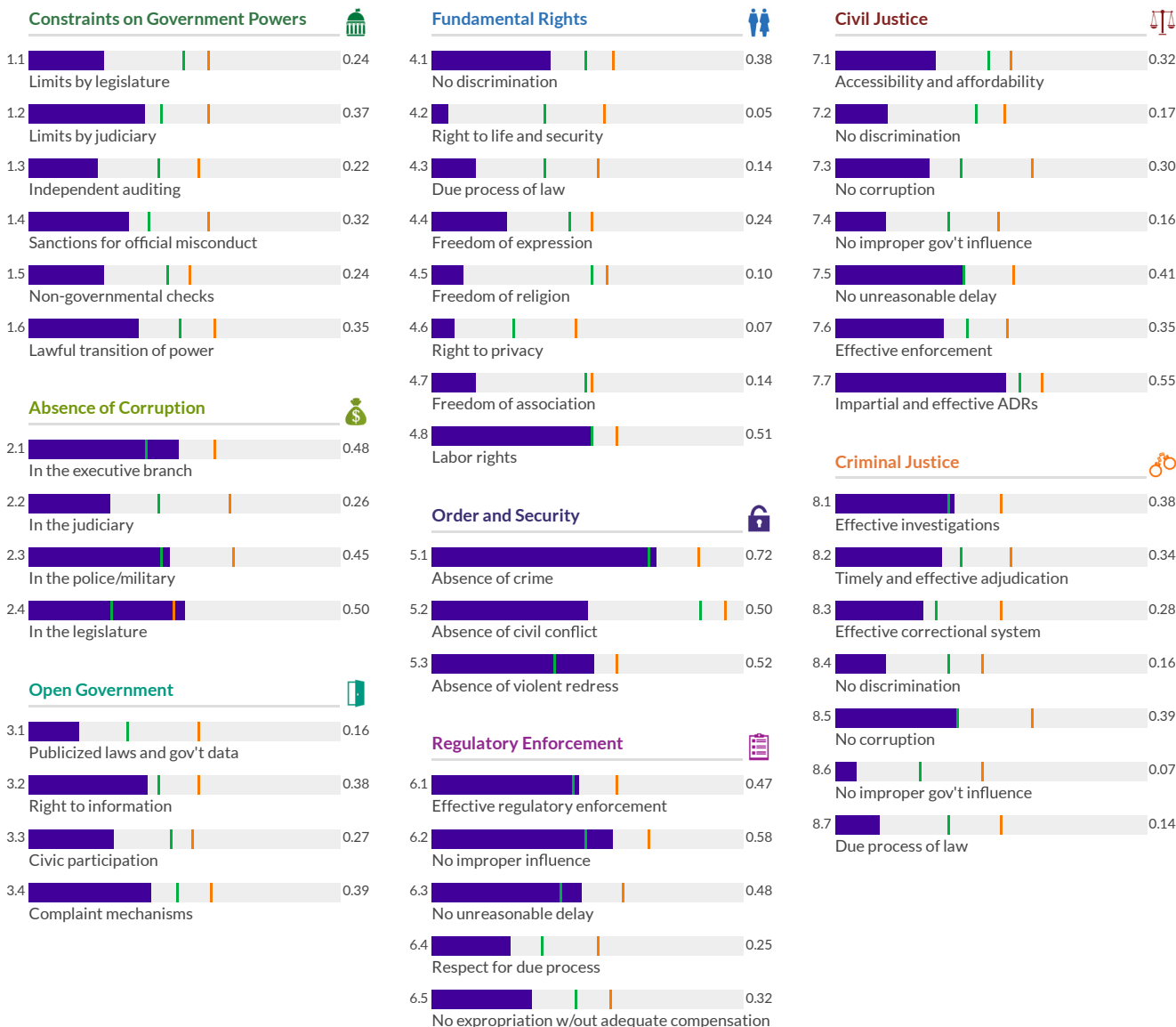
	Factor Score	Score Change	Regional Rank	Income Rank	Global Rank
Constraints on Government Powers	0.29	-0.02	14/15	34/37	135/142
Absence of Corruption	0.42	-0.01	11/15	8/37	85/142
Open Government	0.30	-0.01	14/15	33/37	137/142
Fundamental Rights	0.20	-0.02	15/15	36/37	141/142
Order and Security	0.58	-0.03*	15/15	31/37	125/142
Regulatory Enforcement	0.42	0.00	14/15	24/37	115/142
Civil Justice	0.32	-0.01	14/15	34/37	138/142
Criminal Justice	0.25	0.00	15/15	32/37	136/142



\* Indicates statistically significant change at the 10 percent level

Low Medium High

Myanmar East Asia and Pacific Lower-Middle



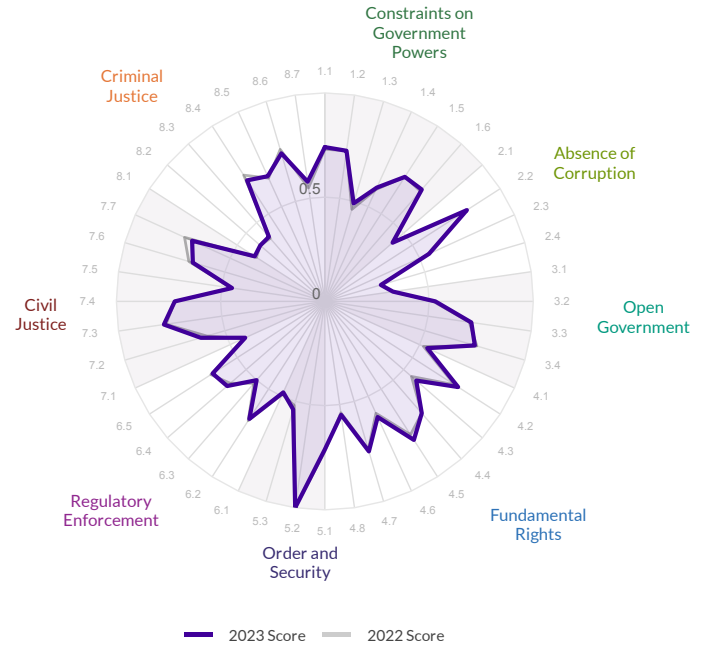
# Namibia

Region: Sub-Saharan Africa  
Income Group: Upper-Middle

The scores range from 0 to 1, where 1 signifies the highest possible score and 0 signifies the lowest possible score.

Overall Score	Regional Rank	Income Rank	Global Rank
<b>0.61</b>	<b>2/34</b>	<b>4/41</b>	<b>44/142</b>
Score Change	Rank Change		
<b>0.00</b>	<b>2▲</b>		

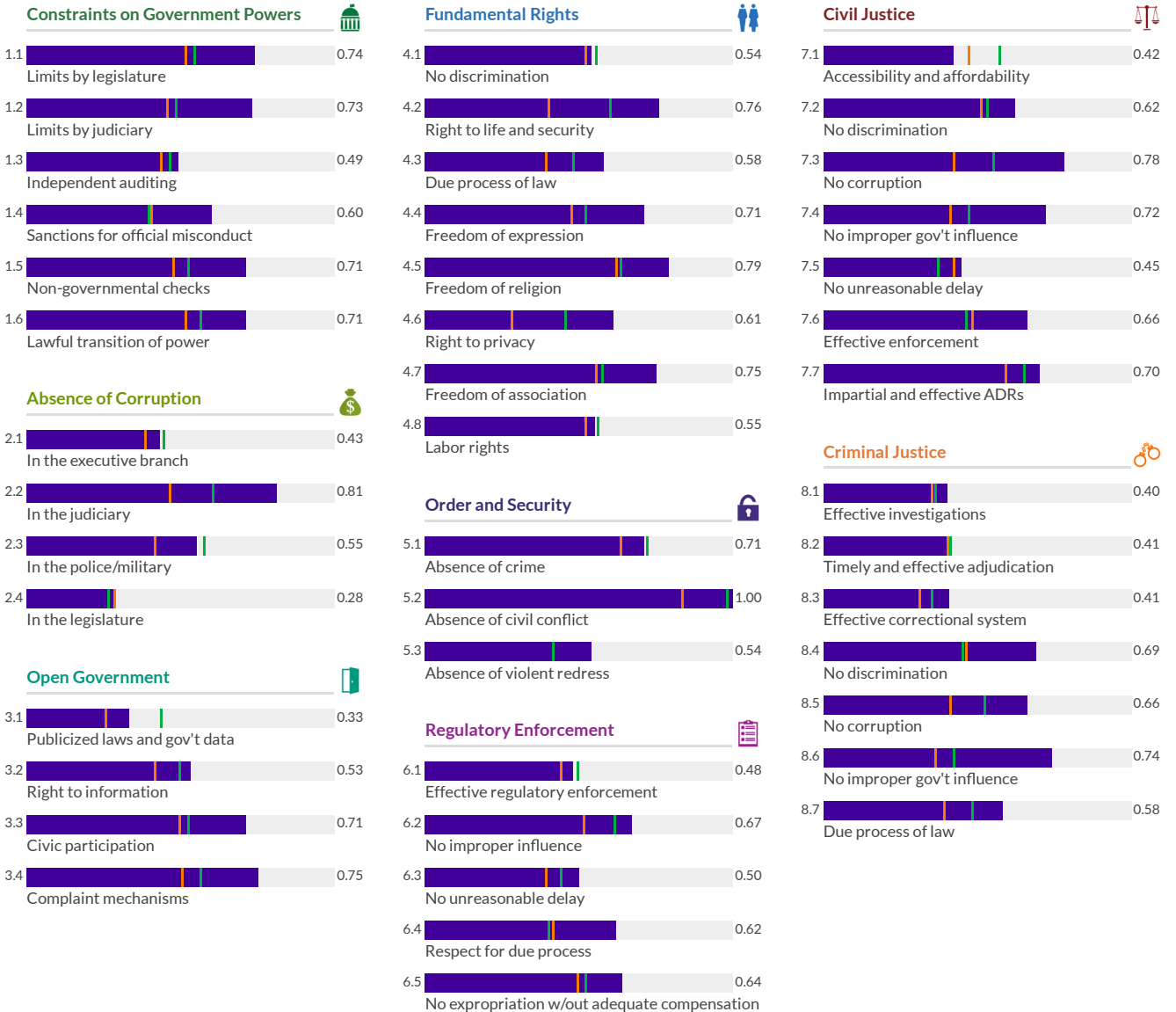
	Factor Score	Score Change	Regional Rank	Income Rank	Global Rank
Constraints on Government Powers	0.66	0.01	1/34	2/41	33/142
Absence of Corruption	0.52	0.01	5/34	13/41	58/142
Open Government	0.58	0.00	2/34	8/41	46/142
Fundamental Rights	0.66	0.01	1/34	6/41	43/142
Order and Security	0.75	0.00	3/34	18/41	63/142
Regulatory Enforcement	0.58	-0.01	4/34	5/41	46/142
Civil Justice	0.62	0.00	3/34	5/41	39/142
Criminal Justice	0.55	0.00	3/34	7/41	45/142



\* Indicates statistically significant change at the 10 percent level

Low Medium High

— Namibia — Sub-Saharan Africa — Upper-Middle



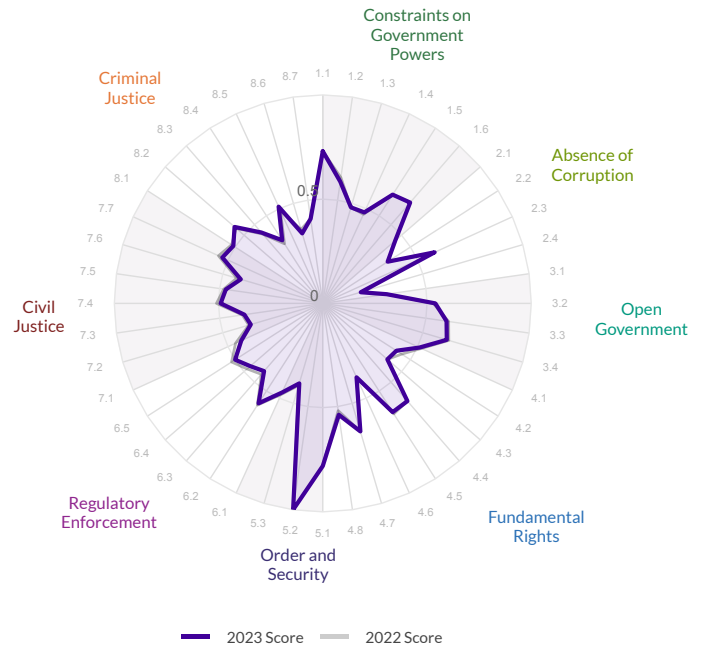


# Nepal

The scores range from 0 to 1, where 1 signifies the highest possible score and 0 signifies the lowest possible score.

Overall Score	Regional Rank	Income Rank	Global Rank
<b>0.52</b>	<b>1/6</b>	<b>5/37</b>	<b>71/142</b>
Score Change	Rank Change		
<b>0.00</b>	<b>0</b>		

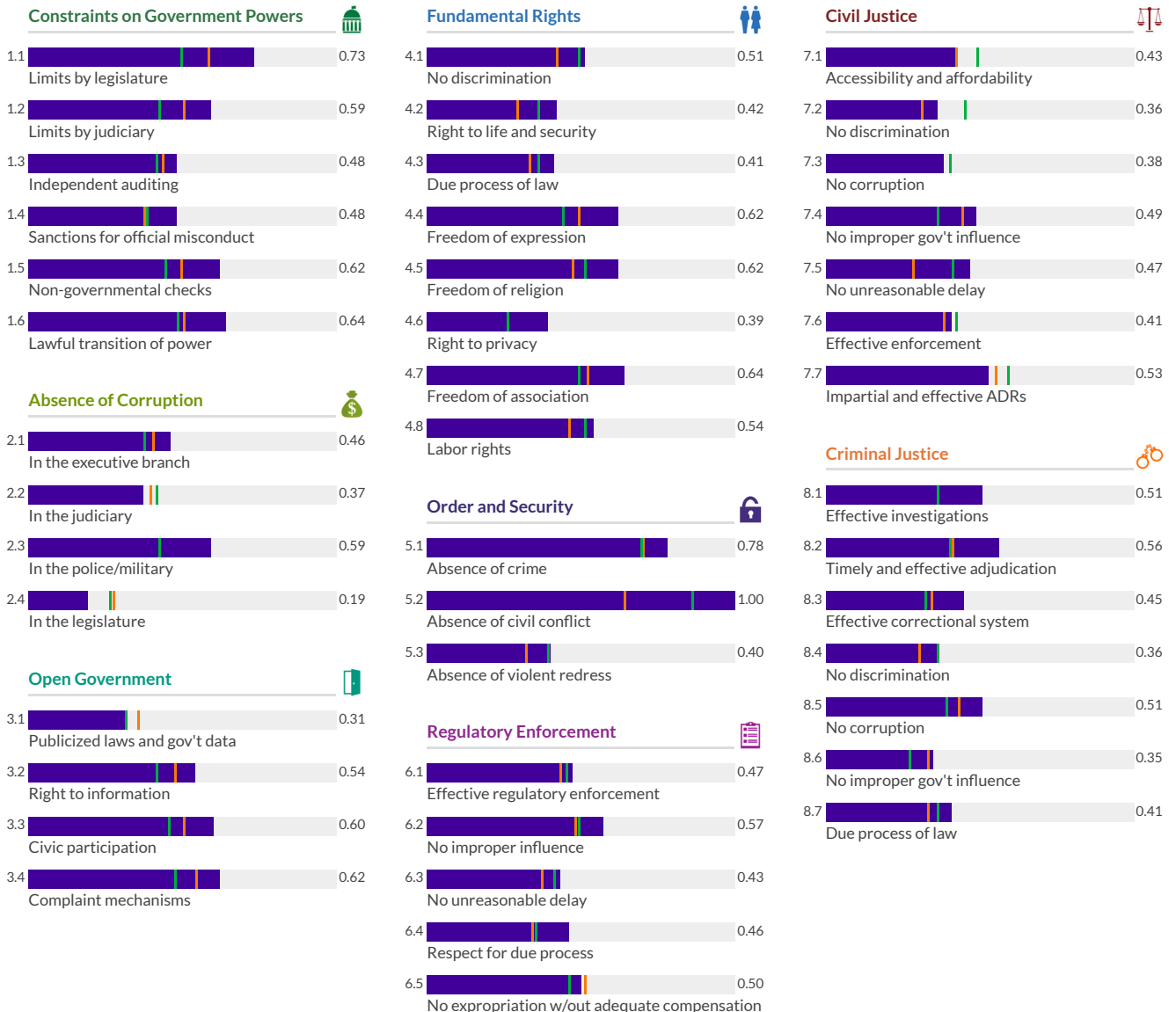
	Factor Score	Score Change	Regional Rank	Income Rank	Global Rank
Constraints on Government Powers	0.59	0.00	1/6	3/37	48/142
Absence of Corruption	0.40	0.00	2/6	13/37	94/142
Open Government	0.52	0.00	2/6	4/37	65/142
Fundamental Rights	0.52	-0.01	1/6	6/37	80/142
Order and Security	0.73	0.00	1/6	7/37	70/142
Regulatory Enforcement	0.49	-0.02	1/6	8/37	73/142
Civil Justice	0.44	-0.02	1/6	21/37	107/142
Criminal Justice	0.45	0.00	1/6	4/37	68/142



\* Indicates statistically significant change at the 10 percent level

Low Medium High

Nepal South Asia Lower-Middle



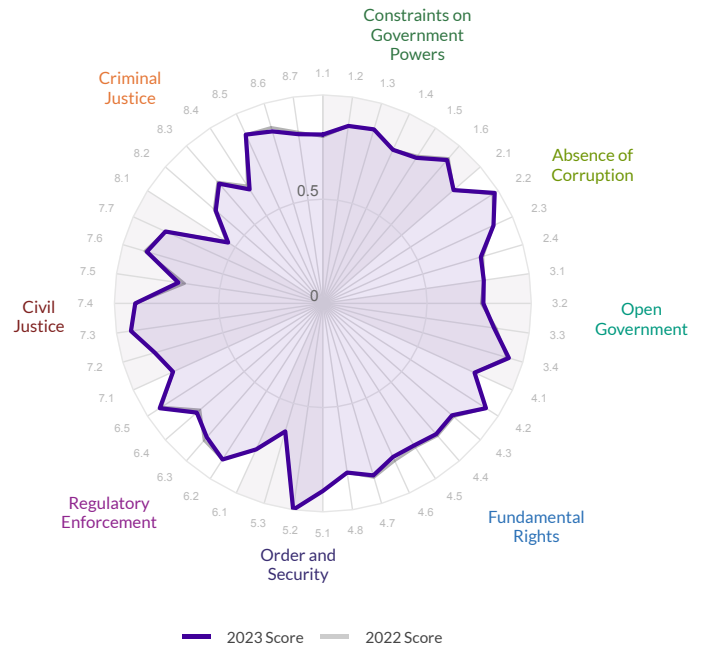
# Netherlands

Region: EU, EFTA, and North America  
Income Group: High

The scores range from 0 to 1, where 1 signifies the highest possible score and 0 signifies the lowest possible score.

Overall Score	Regional Rank	Income Rank	Global Rank
<b>0.83</b>	<b>7/31</b>	<b>7/46</b>	<b>7/142</b>
Score Change	Rank Change		
<b>0.00</b>	<b>-2</b>		

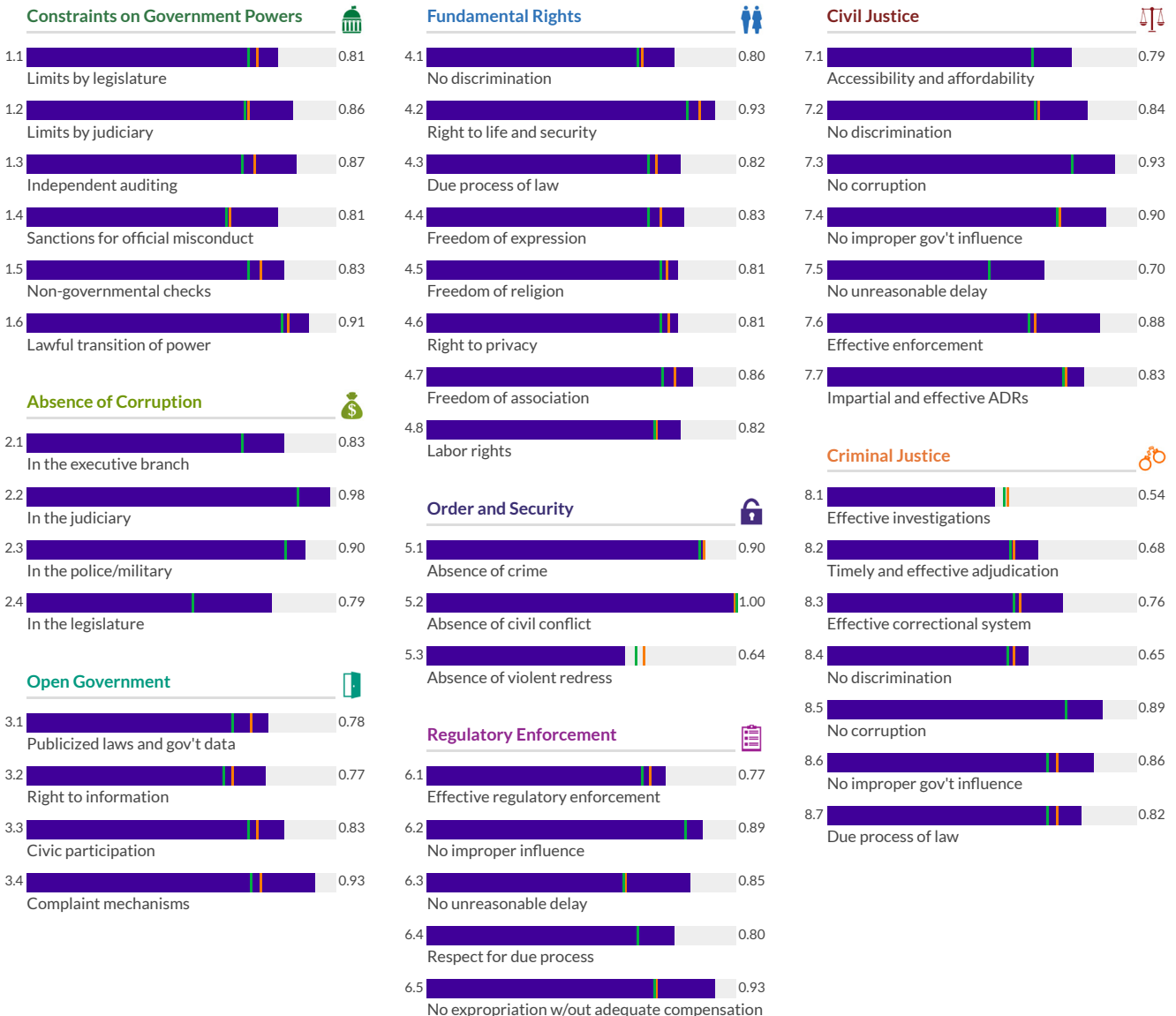
	Factor Score	Score Change	Regional Rank	Income Rank	Global Rank
Constraints on Government Powers	0.85	0.00	6/31	7/46	7/142
Absence of Corruption	0.87	0.00	5/31	7/46	7/142
Open Government	0.83	0.00	5/31	5/46	5/142
Fundamental Rights	0.84	-0.01	9/31	9/46	9/142
Order and Security	0.85	0.00	19/31	26/46	28/142
Regulatory Enforcement	0.85	0.00	5/31	6/46	6/142
Civil Justice	0.84	0.00	3/31	3/46	3/142
Criminal Justice	0.74	-0.01	8/31	10/46	10/142



\* Indicates statistically significant change at the 10 percent level

Low Medium High

Netherlands EU, EFTA, and North America High



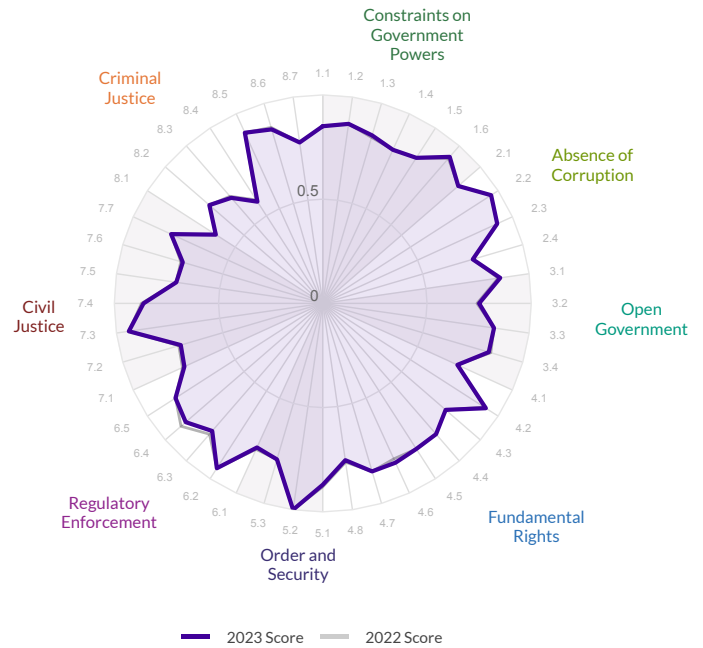
# New Zealand

Region: East Asia and Pacific  
Income Group: High

The scores range from 0 to 1, where 1 signifies the highest possible score and 0 signifies the lowest possible score.

Overall Score	Regional Rank	Income Rank	Global Rank
<b>0.83</b>	<b>1/15</b>	<b>8/46</b>	<b>8/142</b>
Score Change	Rank Change		
<b>0.00</b>	<b>-1</b>		

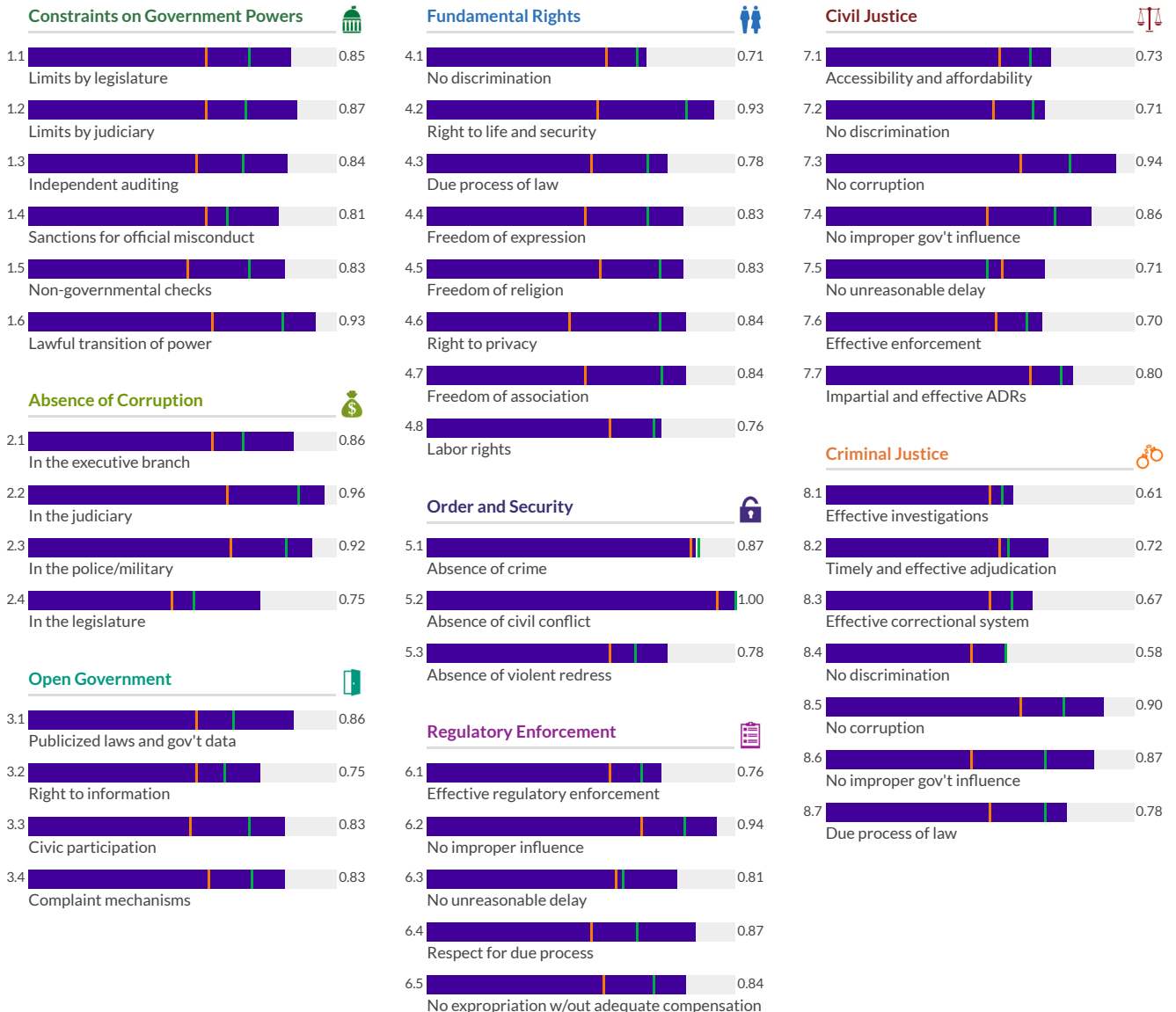
Factor	Score	Score Change	Regional Rank	Income Rank	Global Rank
Constraints on Government Powers	0.85	0.00	1/15	6/46	6/142
Absence of Corruption	0.87	0.00	2/15	6/46	6/142
Open Government	0.82	0.00	1/15	6/46	6/142
Fundamental Rights	0.82	0.00	1/15	12/46	12/142
Order and Security	0.88	0.00	4/15	21/46	22/142
Regulatory Enforcement	0.84	-0.01	2/15	7/46	7/142
Civil Justice	0.78	0.00	2/15	11/46	11/142
Criminal Justice	0.73	0.00	3/15	11/46	11/142



\* Indicates statistically significant change at the 10 percent level

Low Medium High

New Zealand East Asia and Pacific High



# Nicaragua

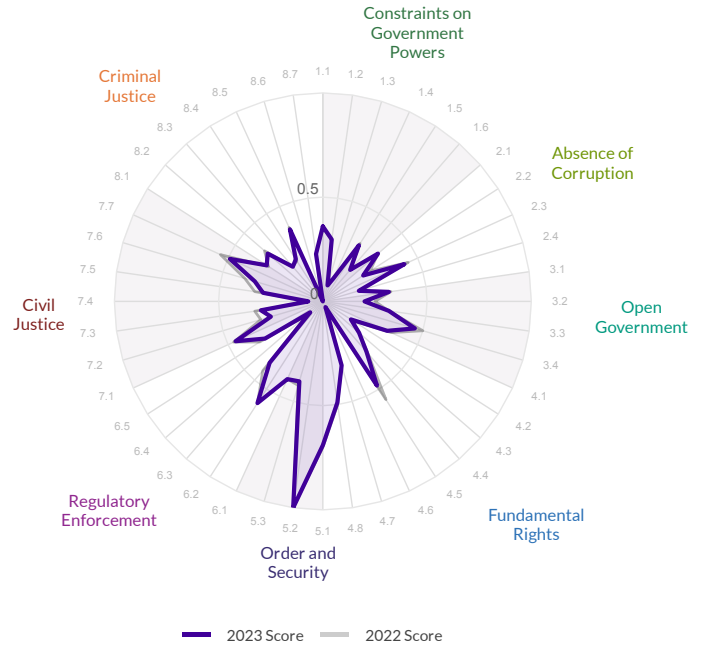
Region: Latin America and Caribbean  
Income Group: Lower-Middle

The scores range from 0 to 1, where 1 signifies the highest possible score and 0 signifies the lowest possible score.

Overall Score	Regional Rank	Income Rank	Global Rank
0.35	30/32	35/37	137/142

Score Change	Rank Change
-0.02 ▾	-2 ▾

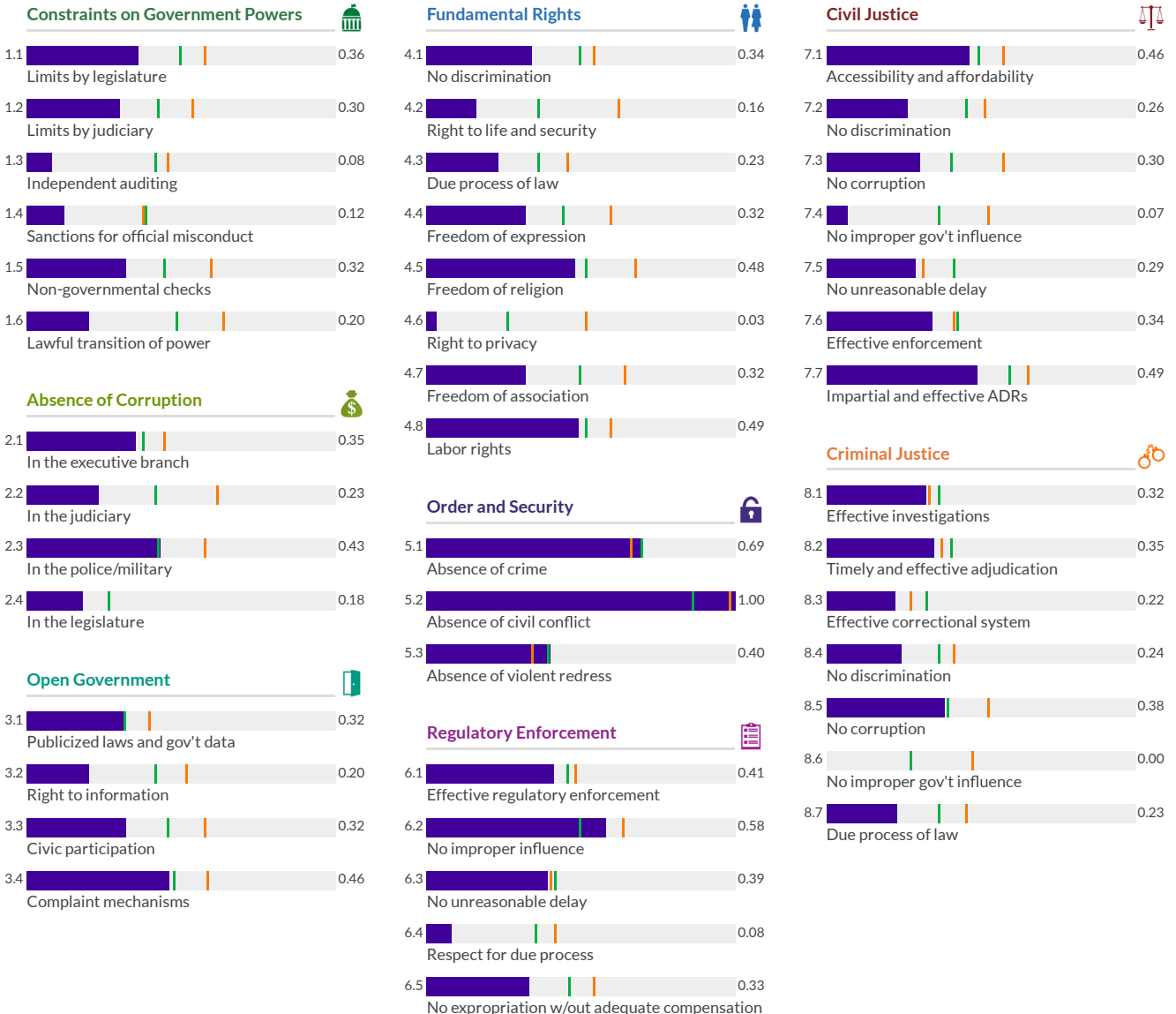
	Factor Score	Score Change	Regional Rank	Income Rank	Global Rank
Constraints on Government Powers	0.23	0.00	31/32	37/37	141/142
Absence of Corruption	0.30	-0.02	27/32	30/37	127/142
Open Government	0.32	-0.03*	31/32	32/37	133/142
Fundamental Rights	0.30	-0.02	32/32	33/37	136/142
Order and Security	0.70	-0.01	14/32	13/37	88/142
Regulatory Enforcement	0.36	-0.02	30/32	33/37	134/142
Civil Justice	0.32	-0.03*	30/32	35/37	139/142
Criminal Justice	0.25	0.00	28/32	33/37	137/142



\* Indicates statistically significant change at the 10 percent level

Low Medium High

Nicaragua Latin America and Caribbean Lower-Middle



# Niger

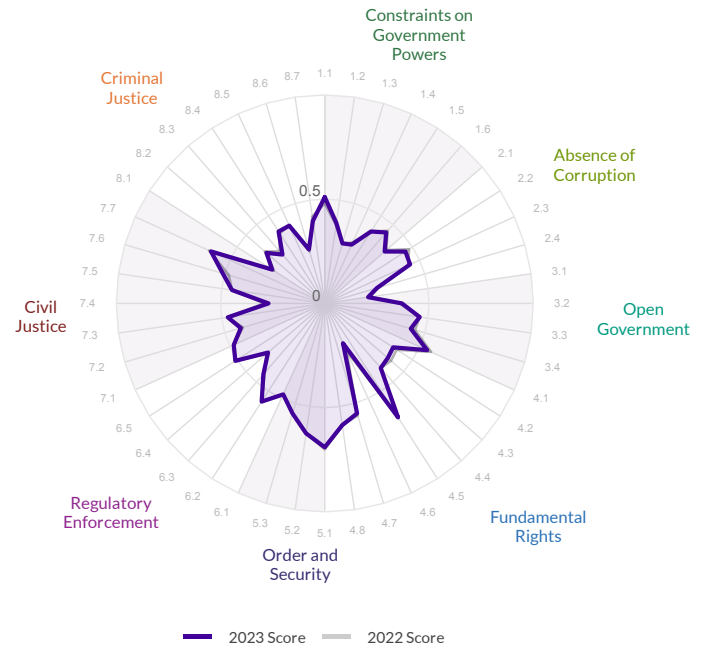
Region: Sub-Saharan Africa  
Income Group: Low

The scores range from 0 to 1, where 1 signifies the highest possible score and 0 signifies the lowest possible score.

Overall Score	Regional Rank	Income Rank	Global Rank
0.44	17/34	7/18	109/142

Score Change	Rank Change
0.00	2▲

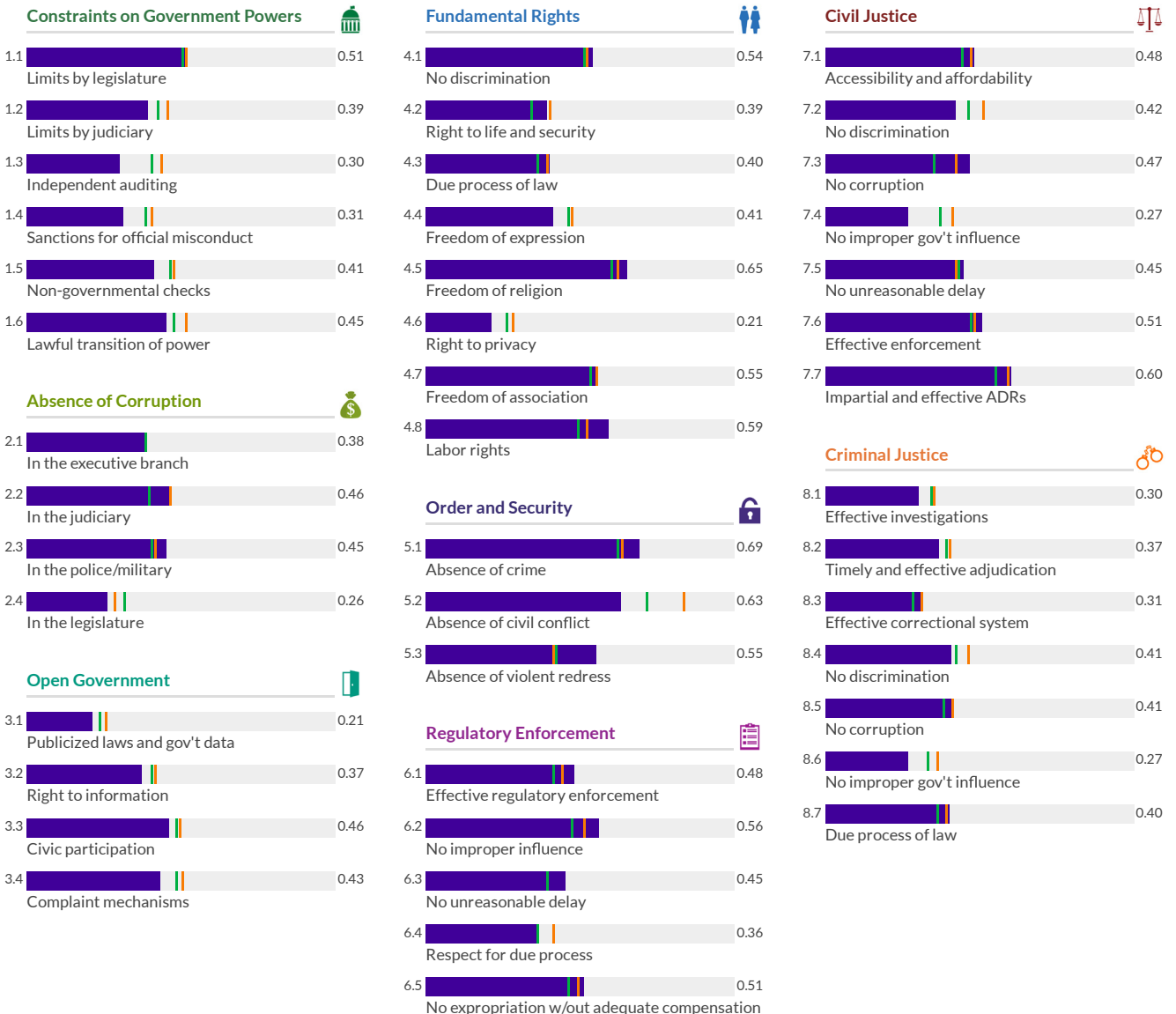
	Factor Score	Score Change	Regional Rank	Income Rank	Global Rank
Constraints on Government Powers	0.39	0.00	23/34	12/18	113/142
Absence of Corruption	0.39	-0.01	15/34	7/18	100/142
Open Government	0.37	0.00	23/34	11/18	120/142
Fundamental Rights	0.47	-0.01	17/34	9/18	95/142
Order and Security	0.62	0.00	20/34	9/18	113/142
Regulatory Enforcement	0.47	0.00	11/34	3/18	85/142
Civil Justice	0.46	0.00	16/34	6/18	99/142
Criminal Justice	0.35	0.00	20/34	7/18	102/142



\* Indicates statistically significant change at the 10 percent level

Low Medium High

Niger Sub-Saharan Africa Low



# Nigeria

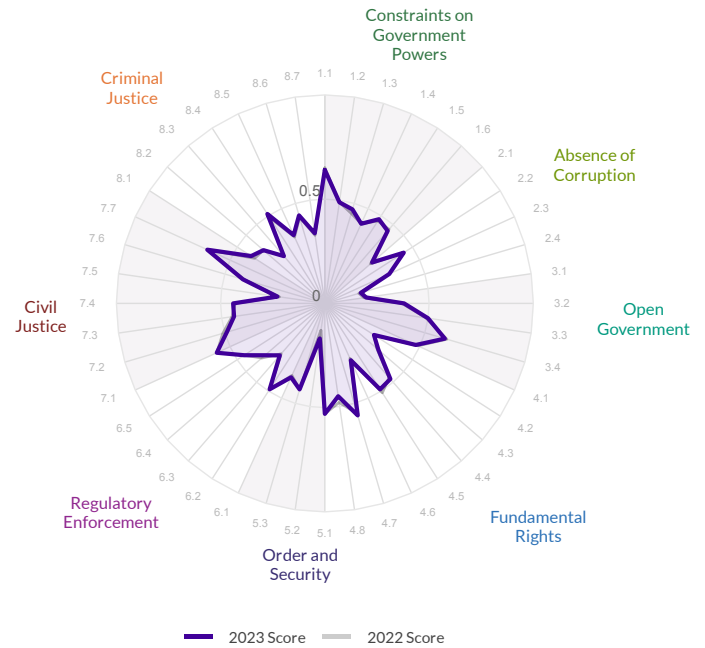
Region: Sub-Saharan Africa  
Income Group: Lower-Middle

The scores range from 0 to 1, where 1 signifies the highest possible score and 0 signifies the lowest possible score.

Overall Score	Regional Rank	Income Rank	Global Rank
0.41	23/34	24/37	120/142

Score Change	Rank Change
0.00	0

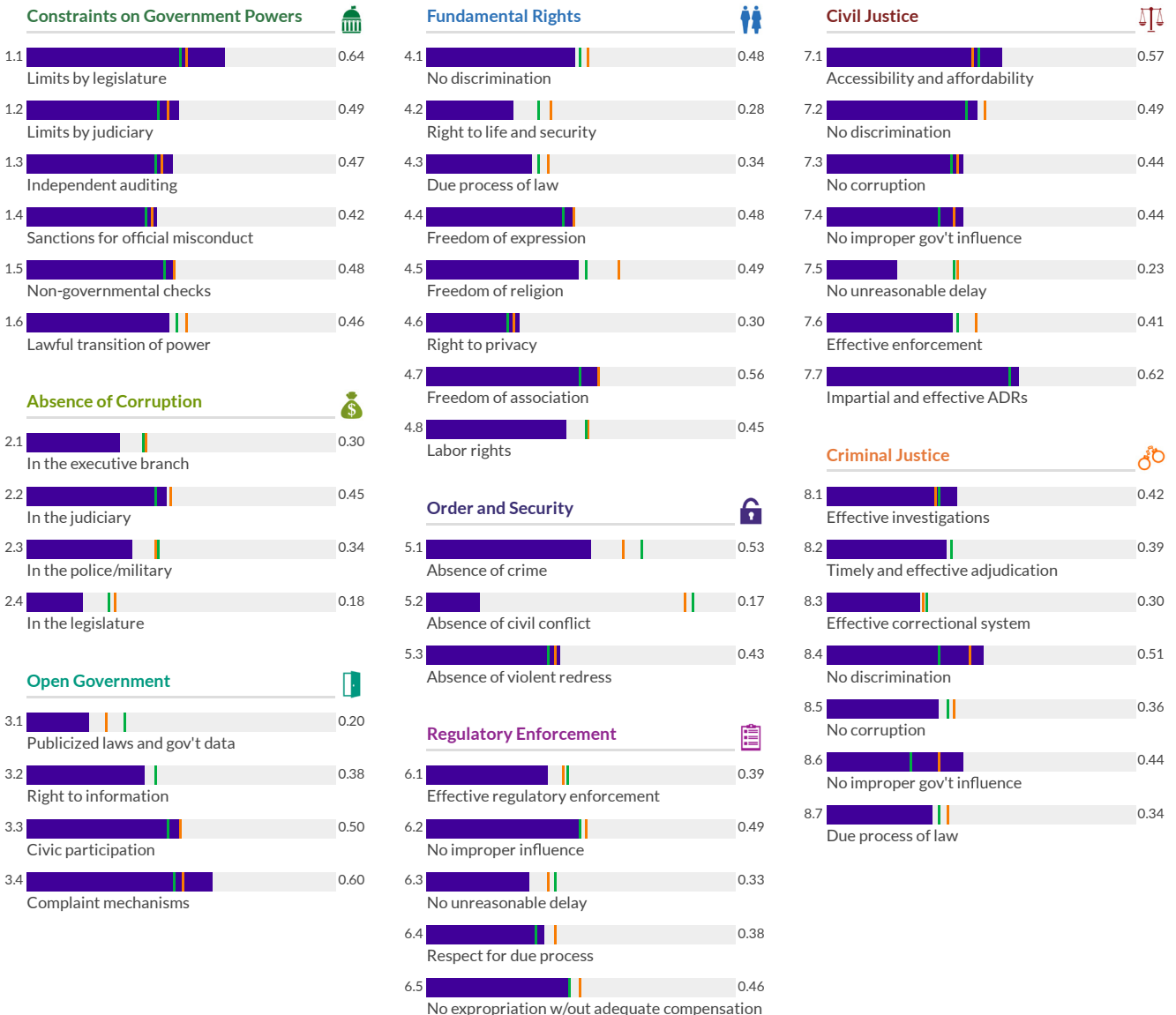
	Factor Score	Score Change	Regional Rank	Income Rank	Global Rank
Constraints on Government Powers	0.50	0.00	14/34	13/37	85/142
Absence of Corruption	0.32	0.01	23/34	27/37	121/142
Open Government	0.42	0.00	14/34	19/37	104/142
Fundamental Rights	0.42	0.00	23/34	23/37	116/142
Order and Security	0.37	0.01	33/34	36/37	139/142
Regulatory Enforcement	0.41	0.00	22/34	26/37	119/142
Civil Justice	0.46	0.00	17/34	17/37	100/142
Criminal Justice	0.39	0.01	13/34	12/37	86/142



\* Indicates statistically significant change at the 10 percent level

Low Medium High

Nigeria Sub-Saharan Africa Lower-Middle



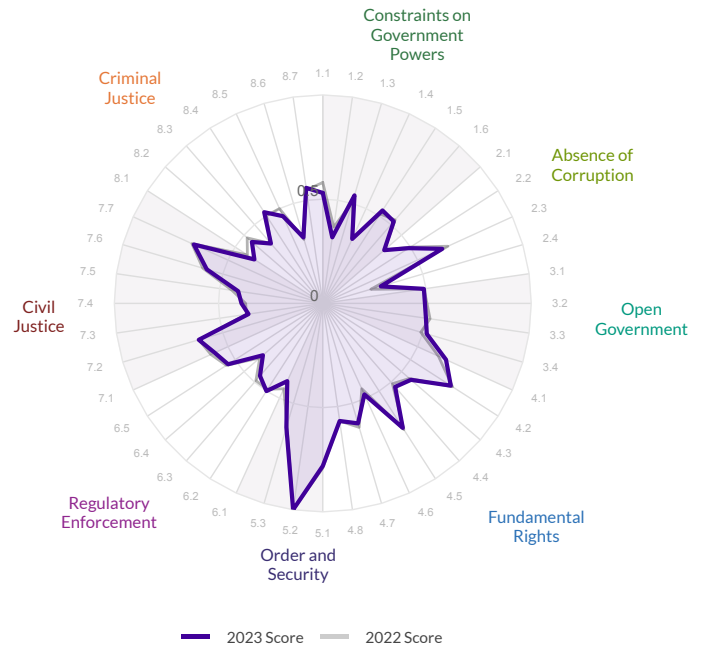
# North Macedonia

Region: Eastern Europe and Central Asia  
Income Group: Upper-Middle

The scores range from 0 to 1, where 1 signifies the highest possible score and 0 signifies the lowest possible score.

Overall Score	Regional Rank	Income Rank	Global Rank
<b>0.53</b>	<b>5/15</b>	<b>19/41</b>	<b>67/142</b>
Score Change	Rank Change		
<b>0.00</b>	<b>-2</b> ▼		

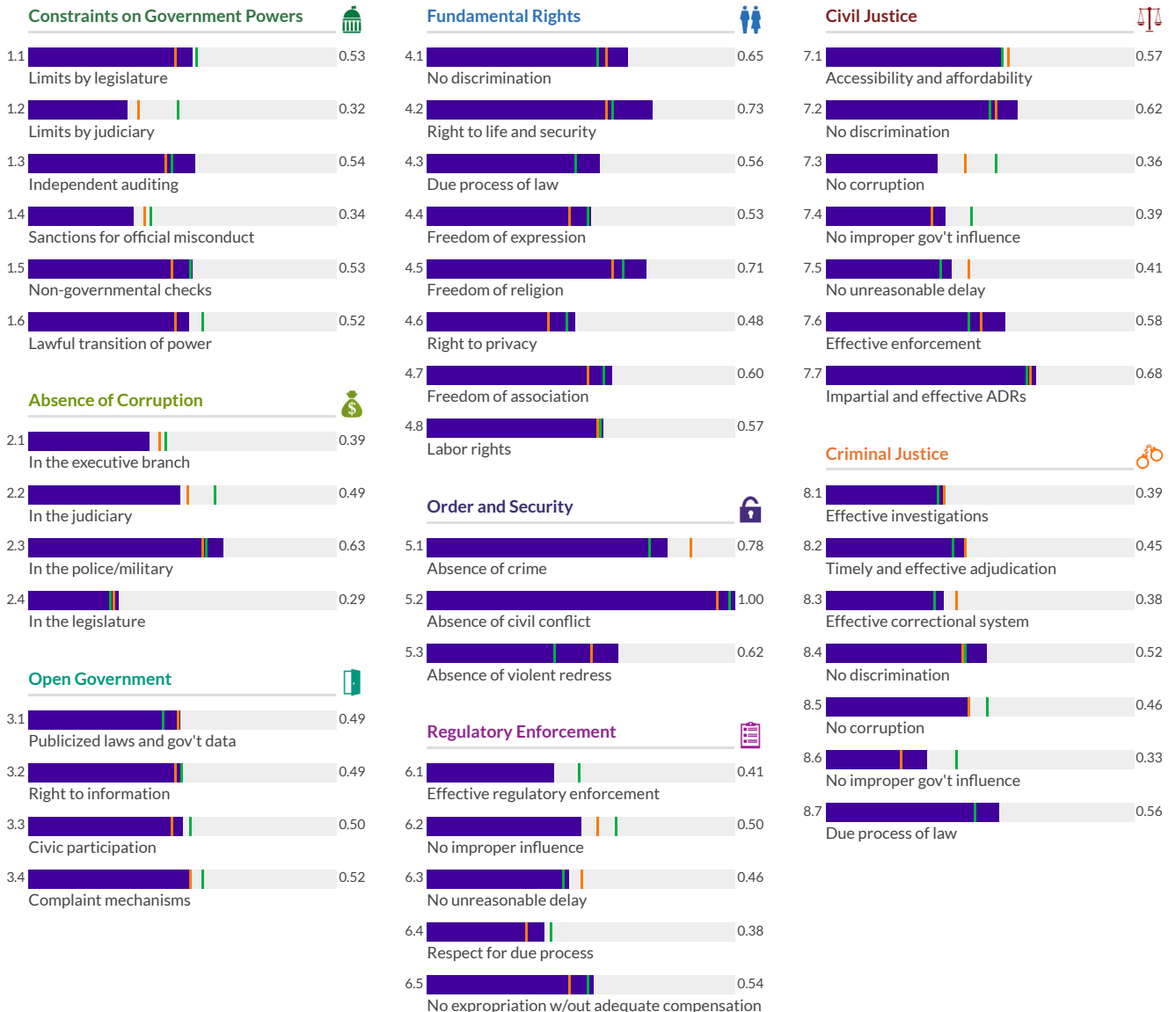
Factor	Score	Score Change	Regional Rank	Income Rank	Global Rank
Constraints on Government Powers	0.46	-0.01	6/15	28/41	97/142
Absence of Corruption	0.45	0.00	7/15	23/41	75/142
Open Government	0.50	0.00	7/15	21/41	70/142
Fundamental Rights	0.60	0.01	4/15	15/41	56/142
Order and Security	0.80	0.00	6/15	6/41	43/142
Regulatory Enforcement	0.46	-0.02	7/15	29/41	94/142
Civil Justice	0.52	-0.01	7/15	22/41	75/142
Criminal Justice	0.44	-0.01	7/15	20/41	72/142



\* Indicates statistically significant change at the 10 percent level

Low Medium High

North Macedonia Eastern Europe and Central Asia Upper-Middle





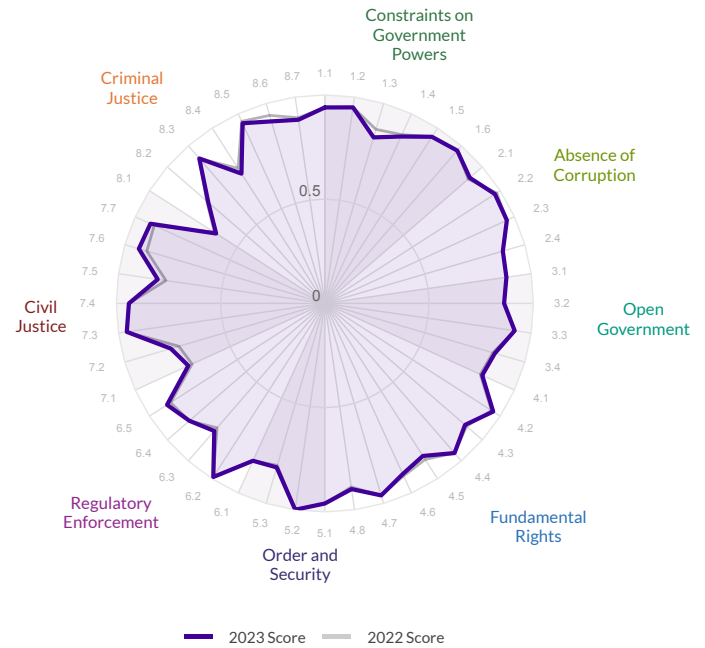
# Norway

Region: EU, EFTA, and North America  
Income Group: High

The scores range from 0 to 1, where 1 signifies the highest possible score and 0 signifies the lowest possible score.

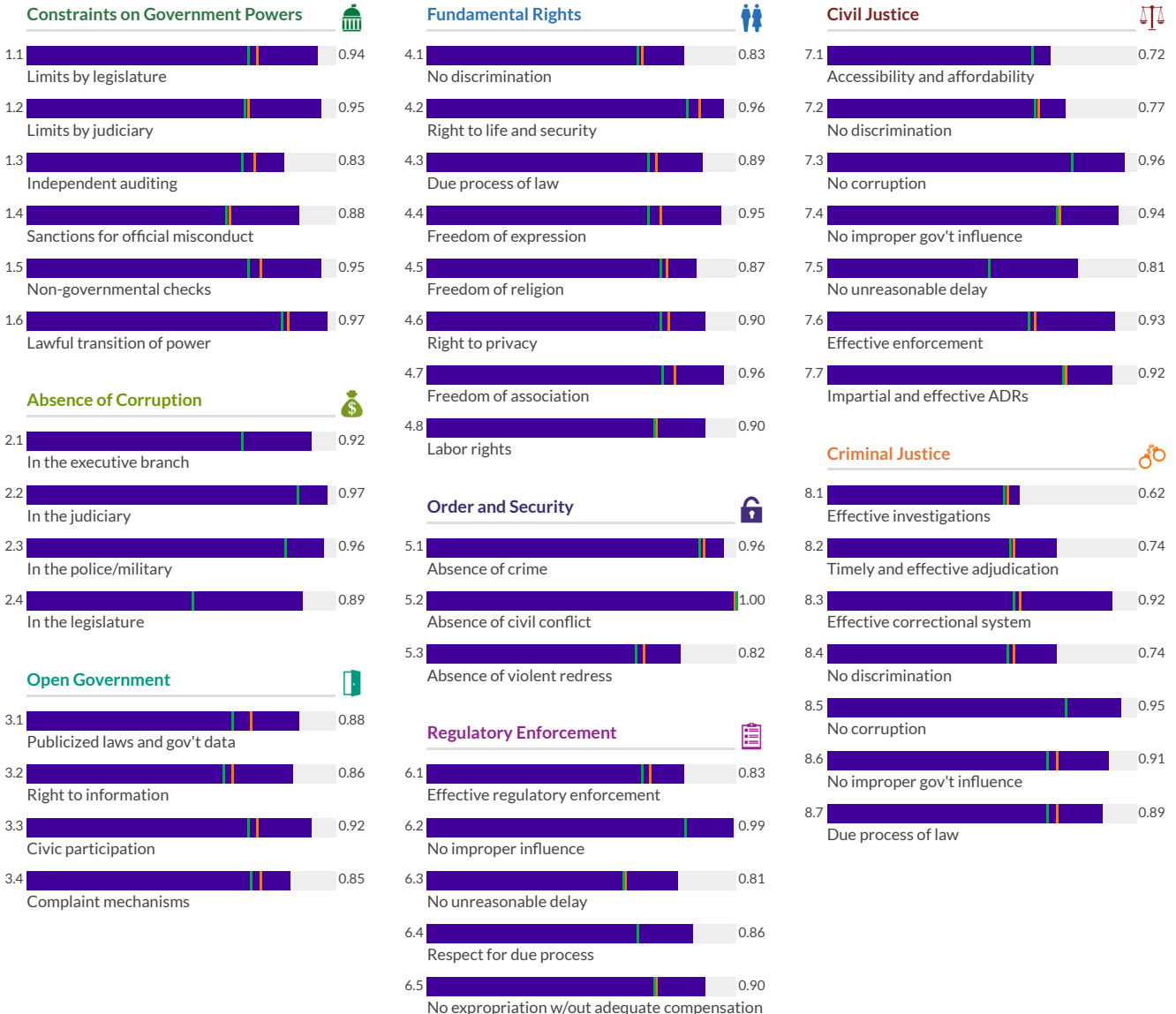
Overall Score	Regional Rank	Income Rank	Global Rank
<b>0.89</b>	<b>2/31</b>	<b>2/46</b>	<b>2/142</b>
Score Change	Rank Change		
<b>0.00</b>	<b>0</b>		

	Factor Score	Score Change	Regional Rank	Income Rank	Global Rank
Constraints on Government Powers	0.92	-0.01	2/31	2/46	2/142
Absence of Corruption	0.94	0.00	2/31	2/46	2/142
Open Government	0.88	0.00	1/31	1/46	1/142
Fundamental Rights	0.91	0.00	2/31	2/46	2/142
Order and Security	0.93	0.00	4/31	5/46	5/142
Regulatory Enforcement	0.88	0.01	2/31	2/46	2/142
Civil Justice	0.86	<b>0.02*</b>	1/31	1/46	1/142
Criminal Justice	0.83	-0.01	3/31	3/46	3/142



\* Indicates statistically significant change at the 10 percent level

— Norway — EU, EFTA, and North America — High



# Pakistan

The scores range from 0 to 1, where 1 signifies the highest possible score and 0 signifies the lowest possible score.

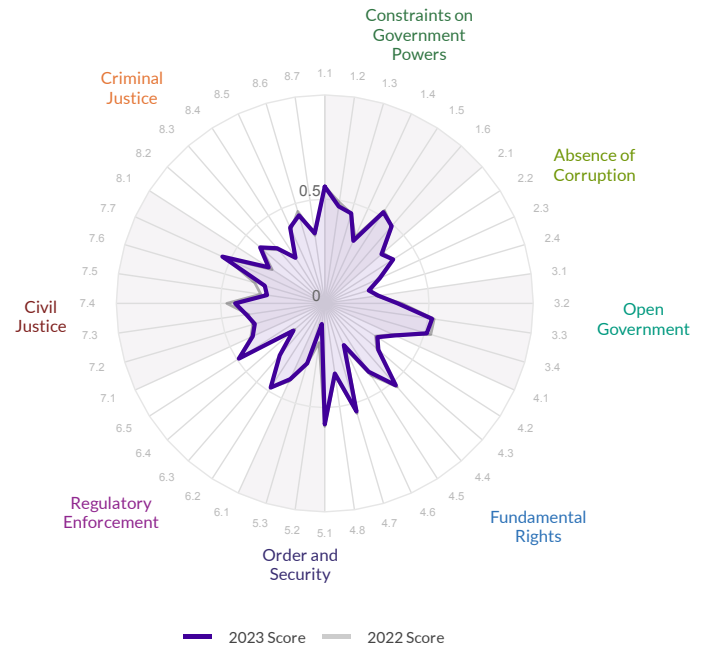
Overall Score	Regional Rank	Income Rank	Global Rank
<b>0.38</b>	<b>5/6</b>	<b>29/37</b>	<b>130/142</b>

Score Change	Rank Change
<b>-0.01 ▾</b>	<b>1 ▲</b>

	Factor Score	Score Change	Regional Rank	Income Rank	Global Rank
Constraints on Government Powers	0.47	-0.01	4/6	17/37	95/142
Absence of Corruption	0.31	0.00	5/6	28/37	123/142
Open Government	0.41	-0.01	4/6	20/37	105/142
Fundamental Rights	0.38	0.00	4/6	28/37	125/142
Order and Security	0.33	<b>-0.03*</b>	5/6	37/37	141/142
Regulatory Enforcement	0.38	0.00	5/6	31/37	128/142
Civil Justice	0.38	-0.01	4/6	30/37	129/142
Criminal Justice	0.36	0.00	4/6	19/37	99/142

\* Indicates statistically significant change at the 10 percent level

Low Medium High



— Pakistan — South Asia — Lower-Middle

Factor	Score	2023 Score	2022 Score
<b>Constraints on Government Powers</b>			
1.1 Limits by legislature	0.56	0.56	0.56
1.2 Limits by judiciary	0.47	0.47	0.47
1.3 Independent auditing	0.45	0.45	0.45
1.4 Sanctions for official misconduct	0.33	0.33	0.33
1.5 Non-governmental checks	0.52	0.52	0.52
1.6 Lawful transition of power	0.49	0.49	0.49
<b>Absence of Corruption</b>			
2.1 In the executive branch	0.36	0.36	0.36
2.2 In the judiciary	0.39	0.39	0.39
2.3 In the police/military	0.29	0.29	0.29
2.4 In the legislature	0.22	0.22	0.22
<b>Open Government</b>			
3.1 Publicized laws and gov't data	0.26	0.26	0.26
3.2 Right to information	0.35	0.35	0.35
3.3 Civic participation	0.52	0.52	0.52
3.4 Complaint mechanisms	0.51	0.51	0.51
<b>Fundamental Rights</b>			
4.1 No discrimination	0.37	0.37	0.37
4.2 Right to life and security	0.30	0.30	0.30
4.3 Due process of law	0.34	0.34	0.34
4.4 Freedom of expression	0.52	0.52	0.52
4.5 Freedom of religion	0.39	0.39	0.39
4.6 Right to privacy	0.22	0.22	0.22
4.7 Freedom of association	0.54	0.54	0.54
4.8 Labor rights	0.34	0.34	0.34
<b>Order and Security</b>			
5.1 Absence of crime	0.58	0.58	0.58
5.2 Absence of civil conflict	0.10	0.10	0.10
5.3 Absence of violent redress	0.30	0.30	0.30
<b>Regulatory Enforcement</b>			
6.1 Effective regulatory enforcement	0.40	0.40	0.40
6.2 No improper influence	0.48	0.48	0.48
6.3 No unreasonable delay	0.33	0.33	0.33
6.4 Respect for due process	0.20	0.20	0.20
6.5 No expropriation w/out adequate compensation	0.49	0.49	0.49
<b>Civil Justice</b>			
7.1 Accessibility and affordability	0.38	0.38	0.38
7.2 No discrimination	0.35	0.35	0.35
7.3 No corruption	0.38	0.38	0.38
7.4 No improper gov't influence	0.43	0.43	0.43
7.5 No unreasonable delay	0.28	0.28	0.28
7.6 Effective enforcement	0.30	0.30	0.30
7.7 Impartial and effective ADRs	0.54	0.54	0.54
<b>Criminal Justice</b>			
8.1 Effective investigations	0.32	0.32	0.32
8.2 Timely and effective adjudication	0.41	0.41	0.41
8.3 Effective correctional system	0.35	0.35	0.35
8.4 No discrimination	0.26	0.26	0.26
8.5 No corruption	0.40	0.40	0.40
8.6 No improper gov't influence	0.44	0.44	0.44
8.7 Due process of law	0.34	0.34	0.34

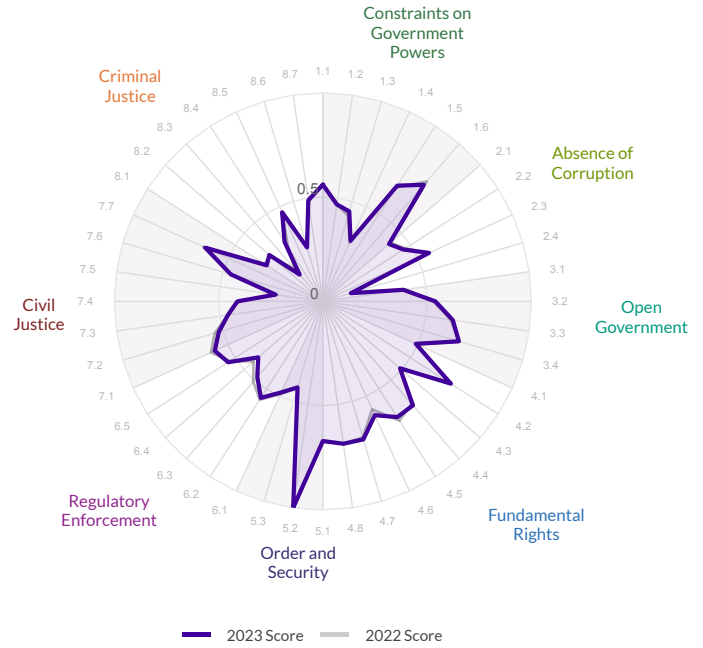
# Panama

Region: Latin America and Caribbean  
Income Group: High

The scores range from 0 to 1, where 1 signifies the highest possible score and 0 signifies the lowest possible score.

Overall Score	Regional Rank	Income Rank	Global Rank
<b>0.51</b>	<b>15/32</b>	<b>46/46</b>	<b>74/142</b>
Score Change	Rank Change		
<b>0.00</b>	<b>0</b>		

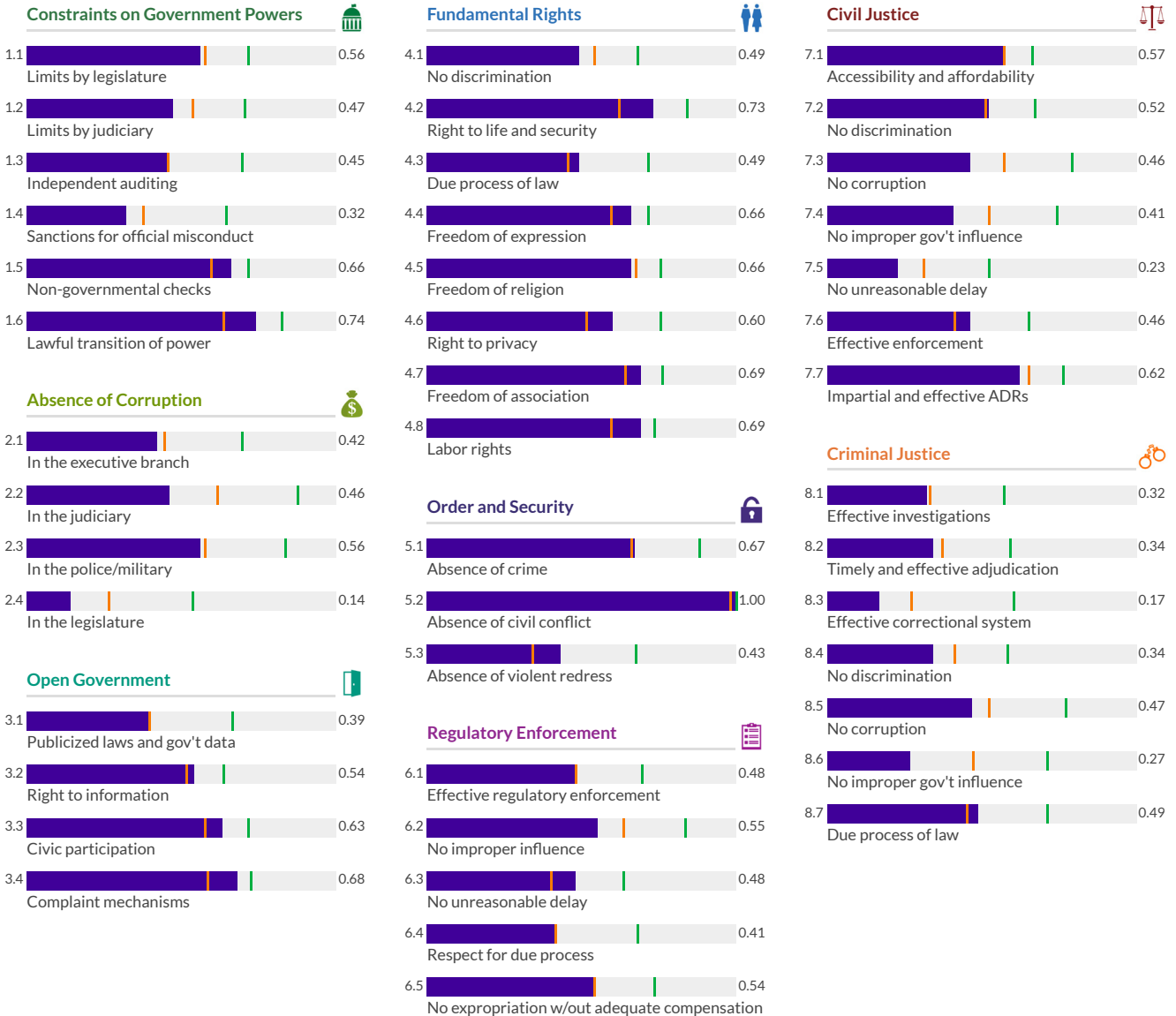
	Factor Score	Score Change	Regional Rank	Income Rank	Global Rank
Constraints on Government Powers	0.53	0.00	15/32	44/46	67/142
Absence of Corruption	0.40	0.00	19/32	46/46	98/142
Open Government	0.56	0.00	10/32	38/46	53/142
Fundamental Rights	0.62	0.00	12/32	40/46	49/142
Order and Security	0.70	0.00	12/32	44/46	84/142
Regulatory Enforcement	0.49	-0.01	14/32	44/46	68/142
Civil Justice	0.46	-0.01	21/32	45/46	95/142
Criminal Justice	0.34	0.00	18/32	45/46	106/142



\* Indicates statistically significant change at the 10 percent level

Low Medium High

Panama Latin America and Caribbean High



# Paraguay

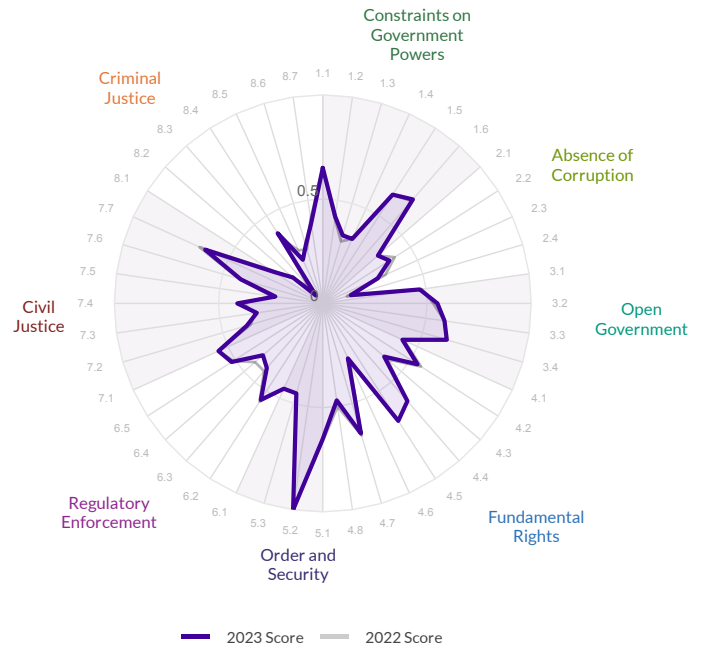
Region: Latin America and Caribbean  
Income Group: Upper-Middle

The scores range from 0 to 1, where 1 signifies the highest possible score and 0 signifies the lowest possible score.

Overall Score	Regional Rank	Income Rank	Global Rank
0.46	24/32	34/41	99/142

Score Change	Rank Change
-0.01 ▾	-1 ▾

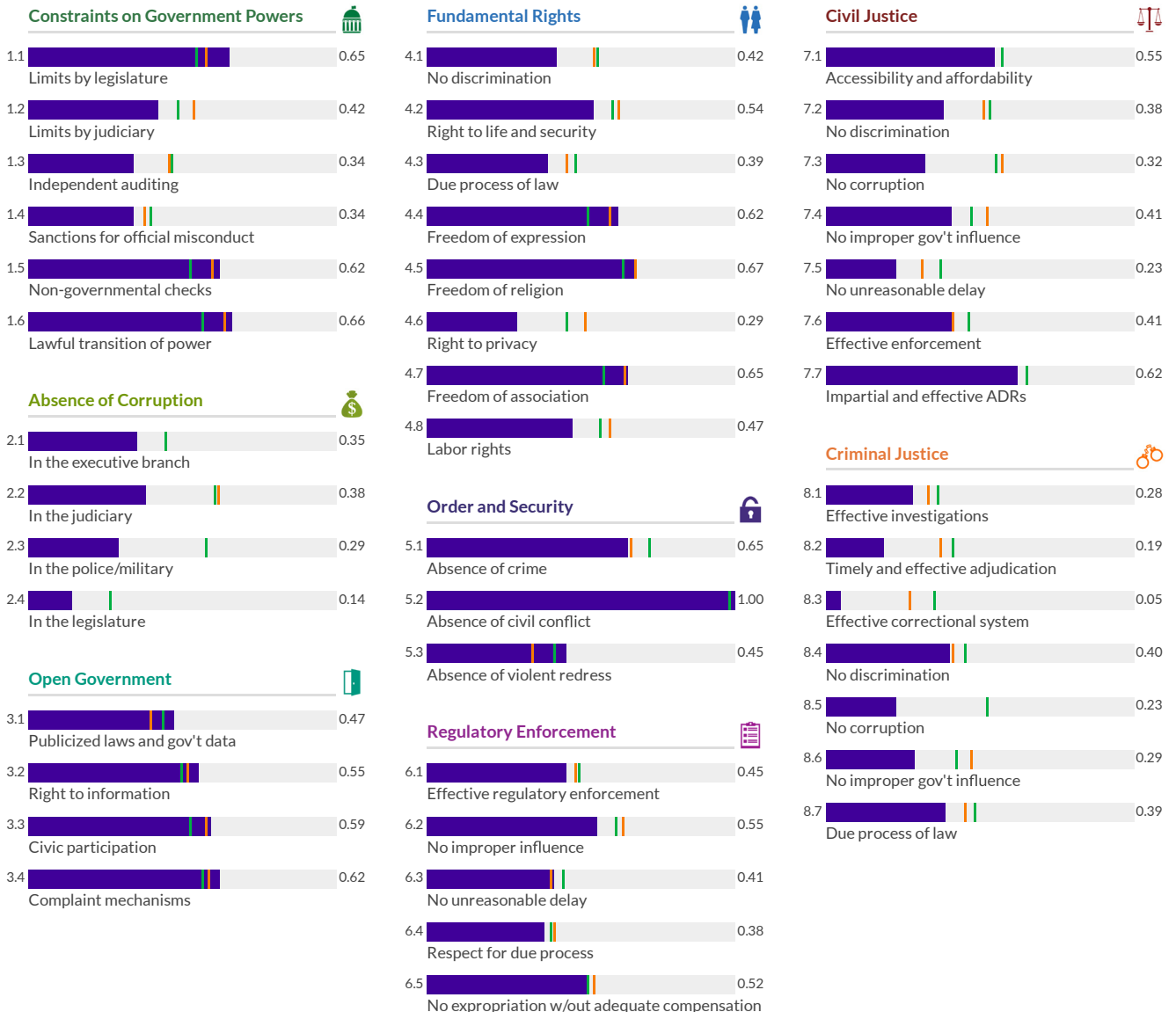
	Factor Score	Score Change	Regional Rank	Income Rank	Global Rank
Constraints on Government Powers	0.50	0.01	20/32	22/41	80/142
Absence of Corruption	0.29	-0.02	28/32	38/41	131/142
Open Government	0.56	0.00	9/32	13/41	52/142
Fundamental Rights	0.51	-0.01	23/32	28/41	83/142
Order and Security	0.70	0.00	11/32	25/41	81/142
Regulatory Enforcement	0.46	-0.01	22/32	26/41	91/142
Civil Justice	0.42	0.00	24/32	35/41	117/142
Criminal Justice	0.26	-0.01	25/32	39/41	131/142



\* Indicates statistically significant change at the 10 percent level

Low Medium High

Paraguay Latin America and Caribbean Upper-Middle



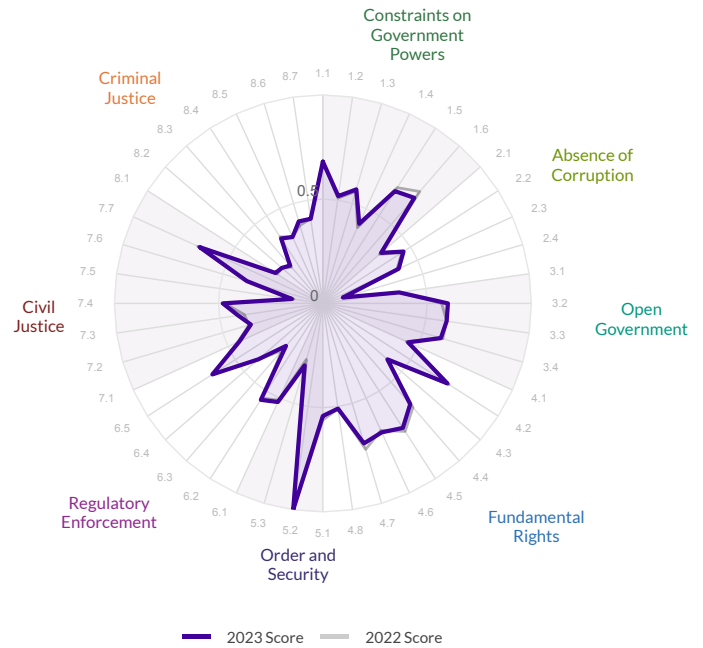
# Peru

Region: Latin America and Caribbean  
Income Group: Upper-Middle

The scores range from 0 to 1, where 1 signifies the highest possible score and 0 signifies the lowest possible score.

Overall Score	Regional Rank	Income Rank	Global Rank
<b>0.49</b>	<b>21/32</b>	<b>28/41</b>	<b>88/142</b>
Score Change	Rank Change		
<b>0.00</b>	<b>4▲</b>		

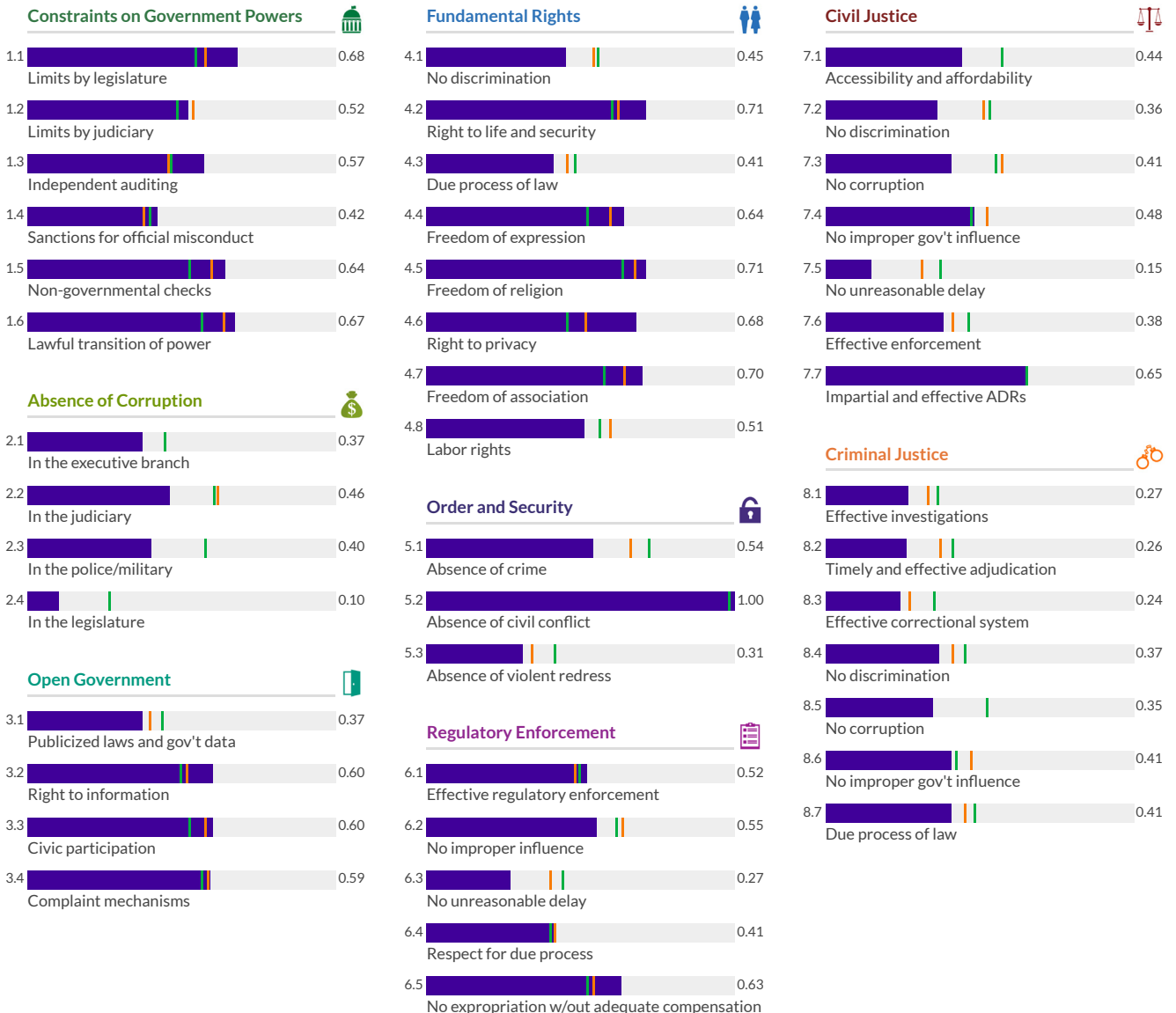
	Factor Score	Score Change	Regional Rank	Income Rank	Global Rank
Constraints on Government Powers	0.59	0.00	10/32	7/41	49/142
Absence of Corruption	0.33	0.00	25/32	37/41	116/142
Open Government	0.54	0.00	13/32	15/41	58/142
Fundamental Rights	0.60	-0.01	15/32	16/41	57/142
Order and Security	0.62	0.00	23/32	33/41	115/142
Regulatory Enforcement	0.48	0.00	19/32	22/41	81/142
Civil Justice	0.41	0.00	25/32	37/41	121/142
Criminal Justice	0.33	0.01	20/32	33/41	112/142



\* Indicates statistically significant change at the 10 percent level

Low Medium High

Peru Latin America and Caribbean Upper-Middle



# Philippines

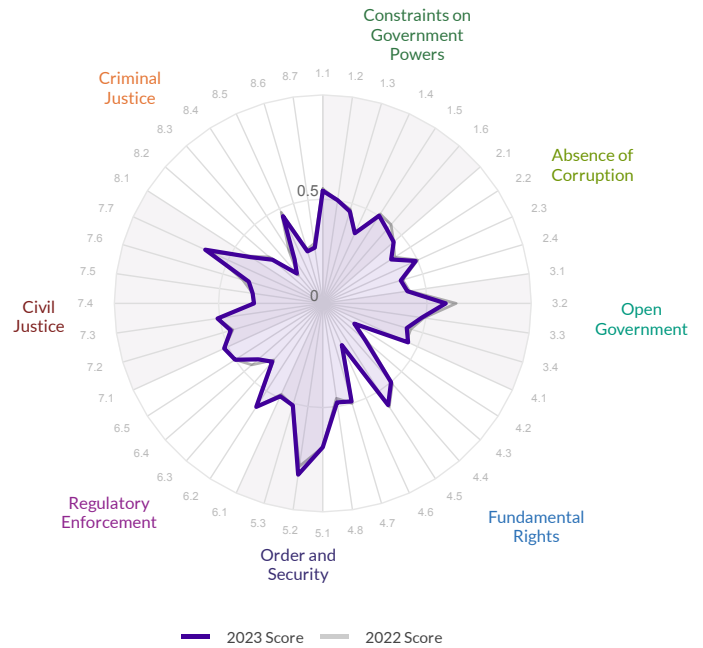
Region: East Asia and Pacific  
Income Group: Lower-Middle

The scores range from 0 to 1, where 1 signifies the highest possible score and 0 signifies the lowest possible score.

Overall Score	Regional Rank	Income Rank	Global Rank
0.46	13/15	16/37	100/142

Score Change	Rank Change
-0.01 ▾	-1 ▾

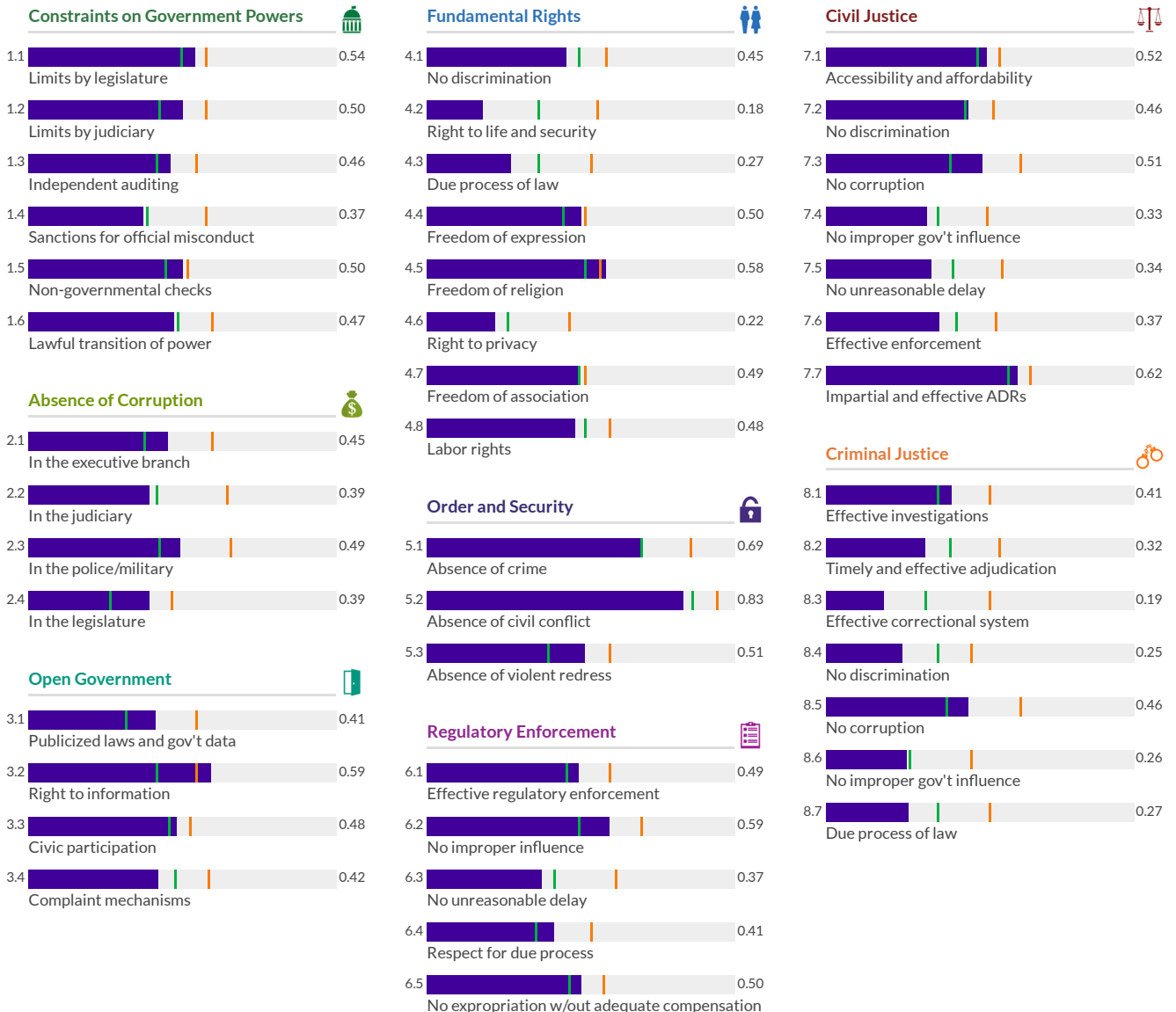
Factor	Score	Score Change	Regional Rank	Income Rank	Global Rank
Constraints on Government Powers	0.47	-0.01	10/15	15/37	93/142
Absence of Corruption	0.43	-0.01	10/15	7/37	83/142
Open Government	0.47	-0.02	10/15	11/37	79/142
Fundamental Rights	0.40	0.00	12/15	25/37	120/142
Order and Security	0.67	0.01	13/15	17/37	94/142
Regulatory Enforcement	0.47	0.00	11/15	14/37	84/142
Civil Justice	0.45	0.00	12/15	18/37	103/142
Criminal Justice	0.31	-0.02	13/15	27/37	120/142



\* Indicates statistically significant change at the 10 percent level

Low Medium High

Philippines East Asia and Pacific Lower-Middle



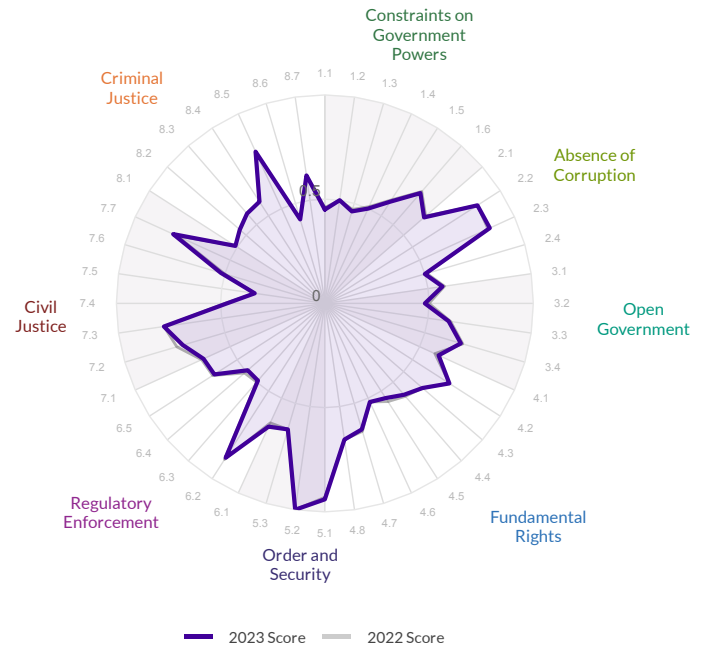
# Poland

Region: EU, EFTA, and North America  
Income Group: High

The scores range from 0 to 1, where 1 signifies the highest possible score and 0 signifies the lowest possible score.

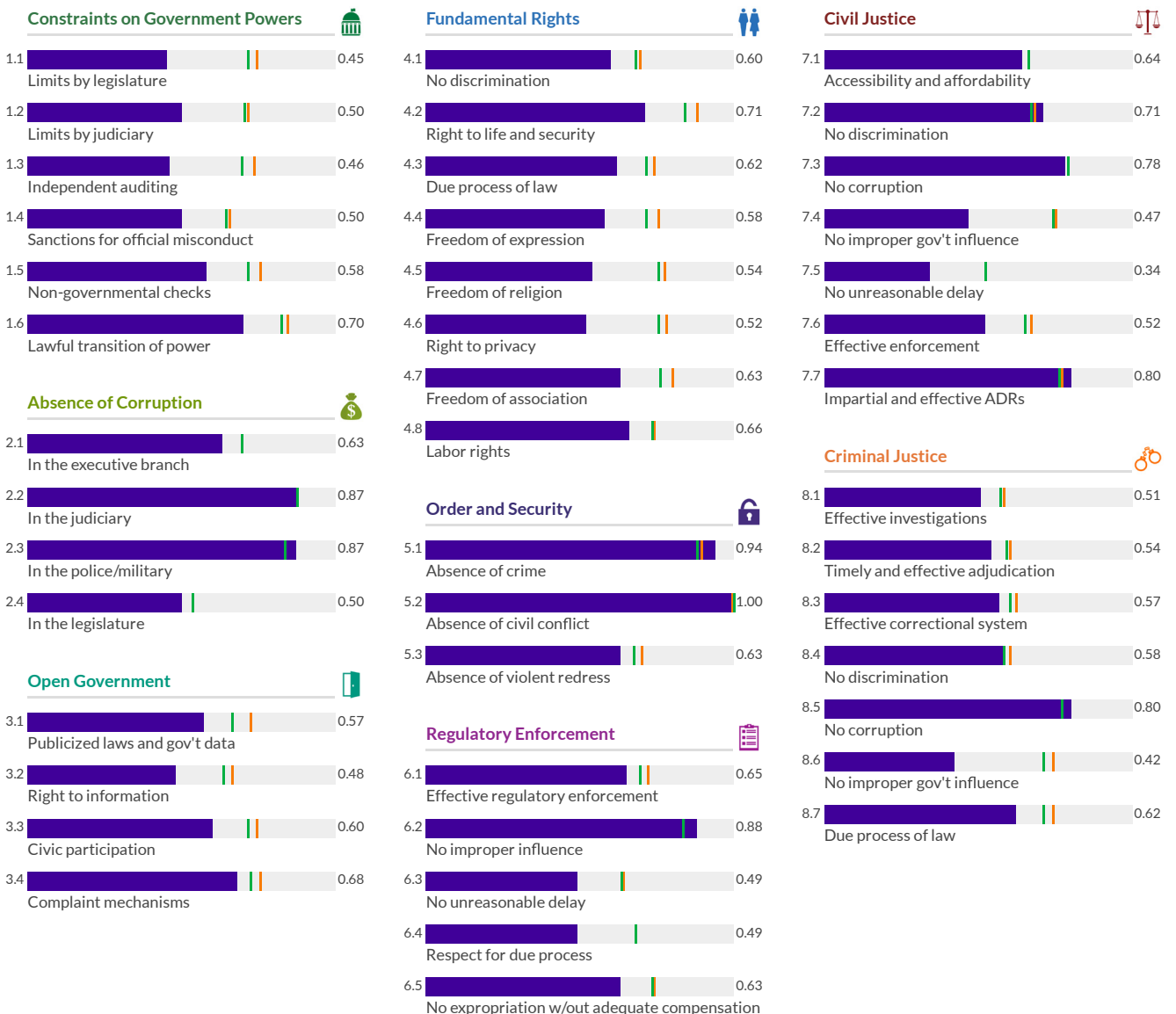
Overall Score	Regional Rank	Income Rank	Global Rank
<b>0.64</b>	<b>26/31</b>	<b>35/46</b>	<b>36/142</b>
Score Change	Rank Change		
<b>0.00</b>	<b>0</b>		

	Factor Score	Score Change	Regional Rank	Income Rank	Global Rank
Constraints on Government Powers	0.53	-0.01	29/31	43/46	66/142
Absence of Corruption	0.72	0.00	18/31	25/46	25/142
Open Government	0.58	-0.02	29/31	37/46	44/142
Fundamental Rights	0.61	0.00	30/31	41/46	54/142
Order and Security	0.86	0.00	18/31	25/46	26/142
Regulatory Enforcement	0.63	-0.01	23/31	33/46	34/142
Civil Justice	0.61	0.00	24/31	36/46	45/142
Criminal Justice	0.58	0.00	24/31	34/46	37/142



\* Indicates statistically significant change at the 10 percent level

Poland EU, EFTA, and North America High





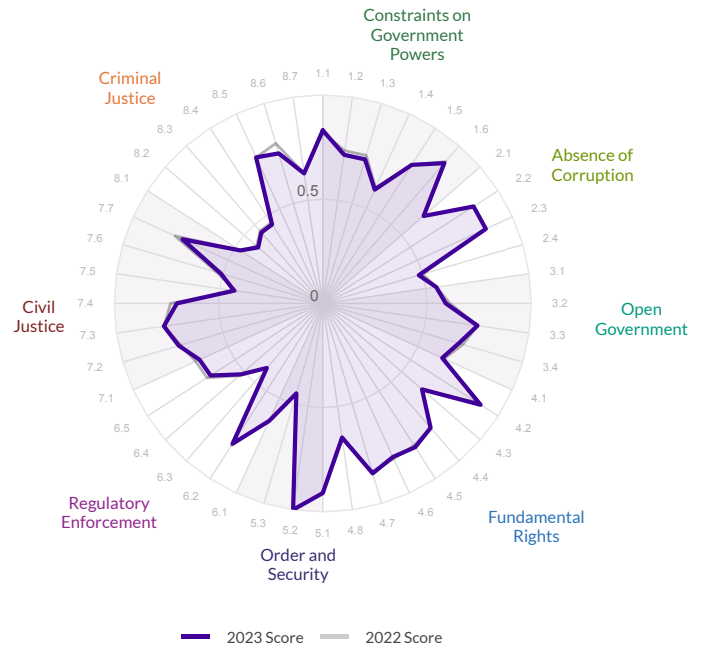
# Portugal

Region: EU, EFTA, and North America  
Income Group: High

The scores range from 0 to 1, where 1 signifies the highest possible score and 0 signifies the lowest possible score.

Overall Score	Regional Rank	Income Rank	Global Rank
<b>0.68</b>	<b>21/31</b>	<b>28/46</b>	<b>28/142</b>
Score Change	Rank Change		
<b>-0.01</b>	<b>-1</b>		

	Factor Score	Score Change	Regional Rank	Income Rank	Global Rank
Constraints on Government Powers	0.76	-0.01	15/31	18/46	19/142
Absence of Corruption	0.71	-0.01	19/31	26/46	26/142
Open Government	0.64	-0.01	22/31	29/46	30/142
Fundamental Rights	0.76	0.00	18/31	22/46	23/142
Order and Security	0.78	0.00	28/31	38/46	49/142
Regulatory Enforcement	0.60	-0.01	25/31	38/46	42/142
Civil Justice	0.65	-0.01	20/31	30/46	32/142
Criminal Justice	0.56	-0.01	26/31	37/46	41/142



\* Indicates statistically significant change at the 10 percent level

Low Medium High

Portugal EU, EFTA, and North America High

Factor	Score	Regional Rank	Income Rank	Global Rank
<b>Constraints on Government Powers</b>				
1.1 Limits by legislature	0.83			
1.2 Limits by judiciary	0.72			
1.3 Independent auditing	0.72			
1.4 Sanctions for official misconduct	0.60			
1.5 Non-governmental checks	0.79			
1.6 Lawful transition of power	0.89			
<b>Absence of Corruption</b>				
2.1 In the executive branch	0.64			
2.2 In the judiciary	0.86			
2.3 In the police/military	0.86			
2.4 In the legislature	0.48			
<b>Open Government</b>				
3.1 Publicized laws and gov't data	0.55			
3.2 Right to information	0.59			
3.3 Civic participation	0.75			
3.4 Complaint mechanisms	0.68			
<b>Fundamental Rights</b>				
4.1 No discrimination	0.63			
4.2 Right to life and security	0.90			
4.3 Due process of law	0.63			
4.4 Freedom of expression	0.79			
4.5 Freedom of religion	0.82			
4.6 Right to privacy	0.81			
4.7 Freedom of association	0.85			
4.8 Labor rights	0.65			
<b>Order and Security</b>				
5.1 Absence of crime	0.91			
5.2 Absence of civil conflict	1.00			
5.3 Absence of violent redress	0.45			
<b>Regulatory Enforcement</b>				
6.1 Effective regulatory enforcement	0.62			
6.2 No improper influence	0.80			
6.3 No unreasonable delay	0.41			
6.4 Respect for due process	0.52			
6.5 No expropriation w/out adequate compensation	0.64			
<b>Civil Justice</b>				
7.1 Accessibility and affordability	0.65			
7.2 No discrimination	0.72			
7.3 No corruption	0.77			
7.4 No improper gov't influence	0.70			
7.5 No unreasonable delay	0.43			
7.6 Effective enforcement	0.51			
7.7 Impartial and effective ADRs	0.74			
<b>Criminal Justice</b>				
8.1 Effective investigations	0.47			
8.2 Timely and effective adjudication	0.41			
8.3 Effective correctional system	0.45			
8.4 No discrimination	0.45			
8.5 No corruption	0.77			
8.6 No improper gov't influence	0.75			
8.7 Due process of law	0.63			

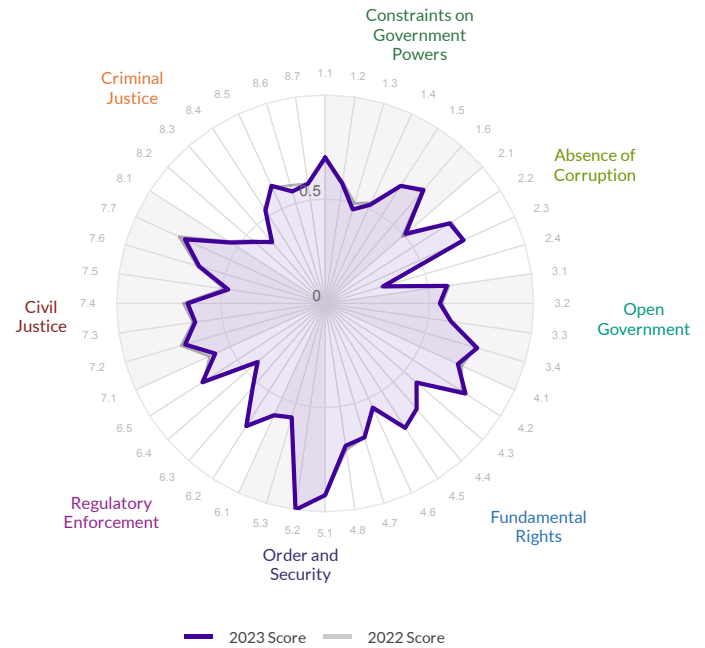
# Romania

Region: EU, EFTA, and North America  
Income Group: High

The scores range from 0 to 1, where 1 signifies the highest possible score and 0 signifies the lowest possible score.

Overall Score	Regional Rank	Income Rank	Global Rank
<b>0.63</b>	<b>27/31</b>	<b>39/46</b>	<b>40/142</b>
Score Change	Rank Change		
<b>0.00</b>	<b>-2</b> ▼		

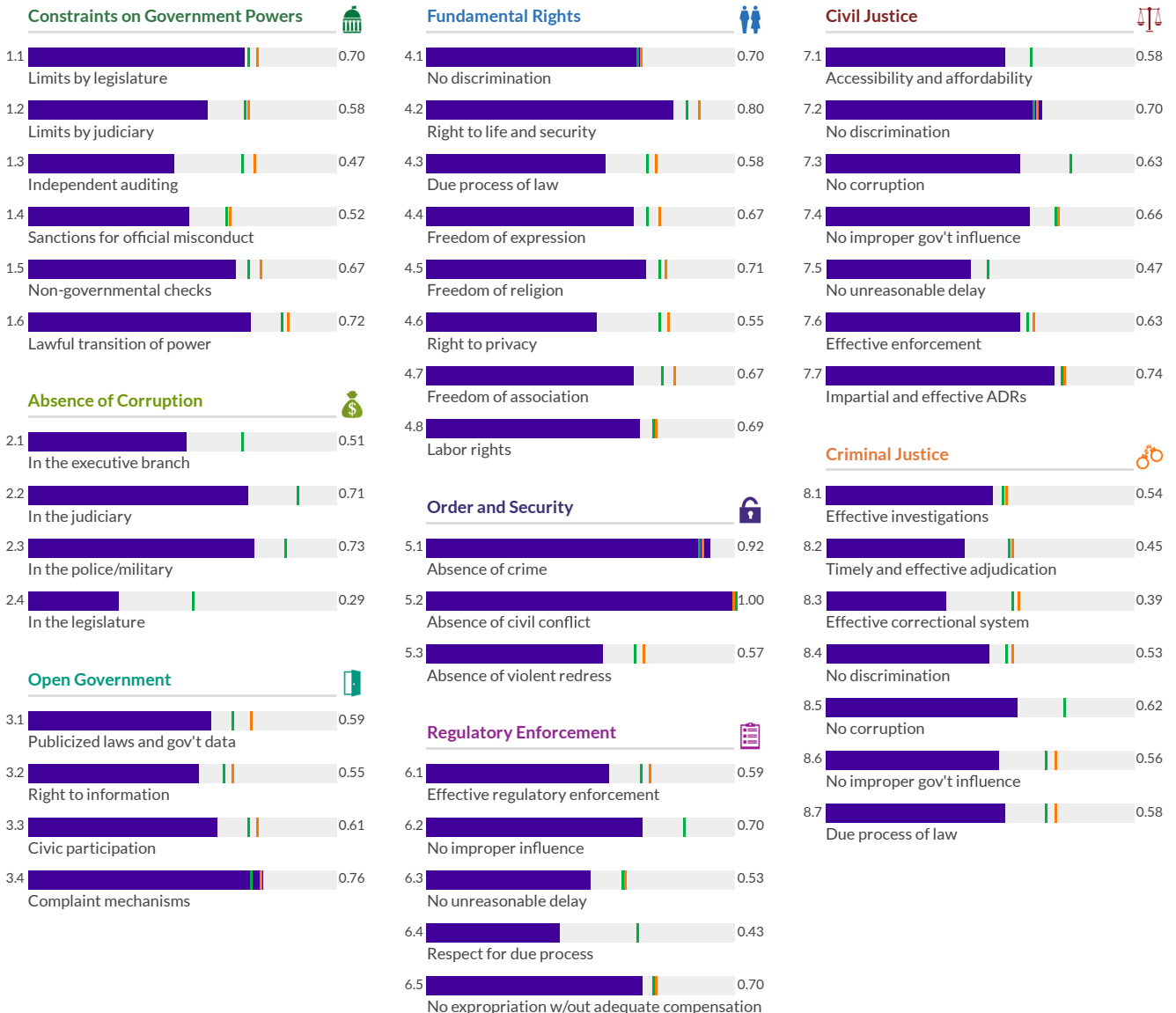
	Factor Score	Score Change	Regional Rank	Income Rank	Global Rank
Constraints on Government Powers	0.61	0.00	27/31	37/46	43/142
Absence of Corruption	0.56	0.01	27/31	41/46	52/142
Open Government	0.63	0.00	25/31	32/46	33/142
Fundamental Rights	0.67	0.00	27/31	36/46	39/142
Order and Security	0.83	0.00	23/31	31/46	34/142
Regulatory Enforcement	0.59	0.00	27/31	40/46	44/142
Civil Justice	0.63	-0.02	21/31	31/46	35/142
Criminal Justice	0.52	0.00	27/31	40/46	52/142



\* Indicates statistically significant change at the 10 percent level

Low Medium High

Romania EU, EFTA, and North America High



# Russian Federation

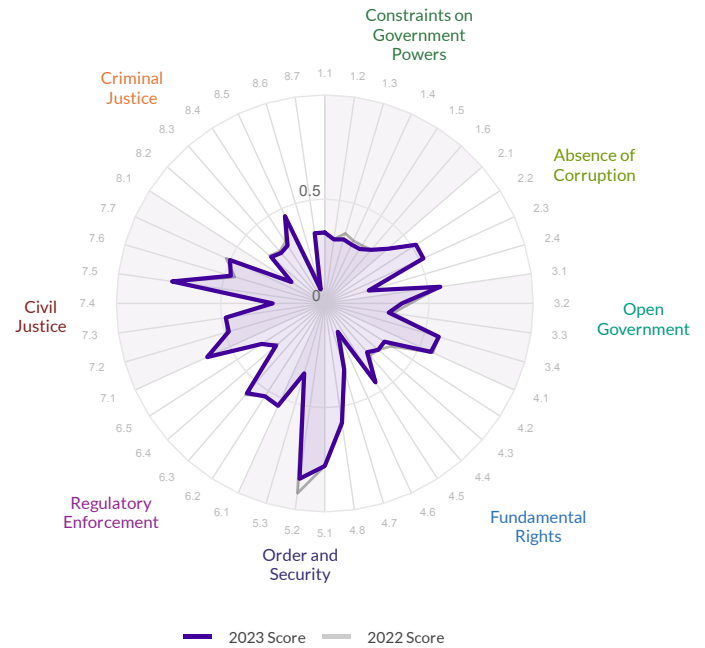
Region: Eastern Europe and Central Asia  
Income Group: Upper-Middle

The scores range from 0 to 1, where 1 signifies the highest possible score and 0 signifies the lowest possible score.

Overall Score	Regional Rank	Income Rank	Global Rank
0.44	14/15	37/41	113/142

Score Change	Rank Change
-0.01 ▾	-4 ▾

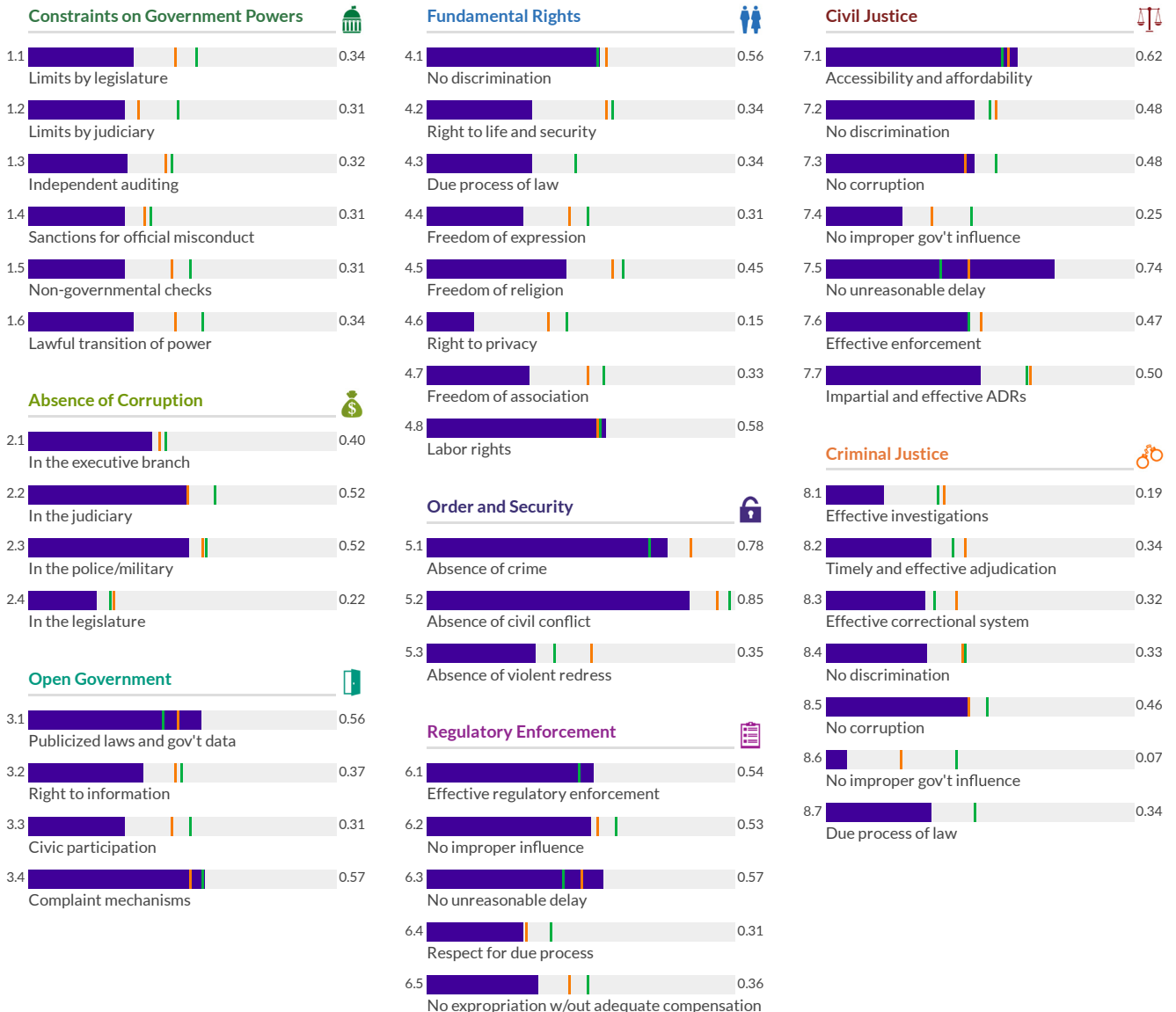
	Factor Score	Score Change	Regional Rank	Income Rank	Global Rank
Constraints on Government Powers	0.32	-0.01	13/15	36/41	132/142
Absence of Corruption	0.41	0.00	11/15	30/41	92/142
Open Government	0.45	-0.02	11/15	30/41	89/142
Fundamental Rights	0.38	-0.02	13/15	37/41	124/142
Order and Security	0.66	-0.02	14/15	27/41	101/142
Regulatory Enforcement	0.46	0.00	6/15	27/41	92/142
Civil Justice	0.51	0.00	8/15	23/41	78/142
Criminal Justice	0.29	-0.01	15/15	38/41	127/142



\* Indicates statistically significant change at the 10 percent level

Low Medium High

Russian Federation Eastern Europe and Central Asia Upper-Middle



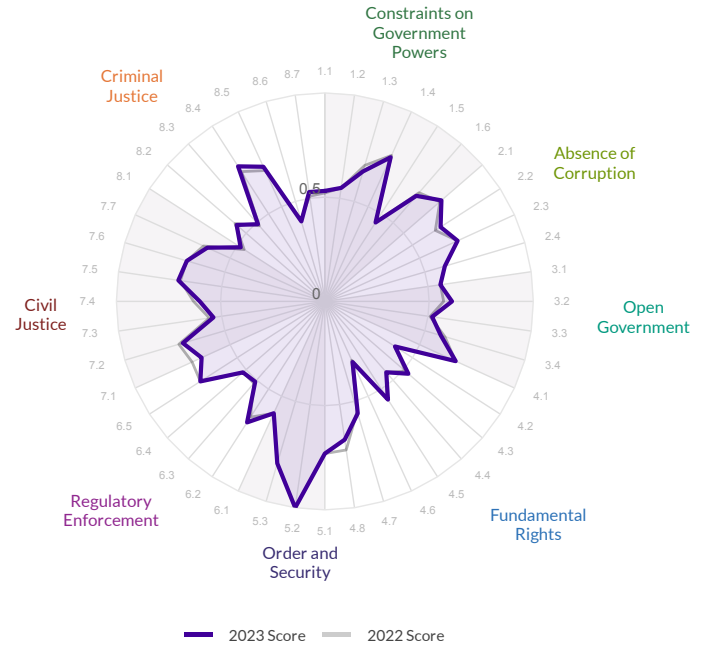
# Rwanda

Region: Sub-Saharan Africa  
Income Group: Low

The scores range from 0 to 1, where 1 signifies the highest possible score and 0 signifies the lowest possible score.

Overall Score	Regional Rank	Income Rank	Global Rank
<b>0.63</b>	<b>1/34</b>	<b>1/18</b>	<b>41/142</b>
Score Change	Rank Change		
<b>0.00</b>	<b>1 ▲</b>		

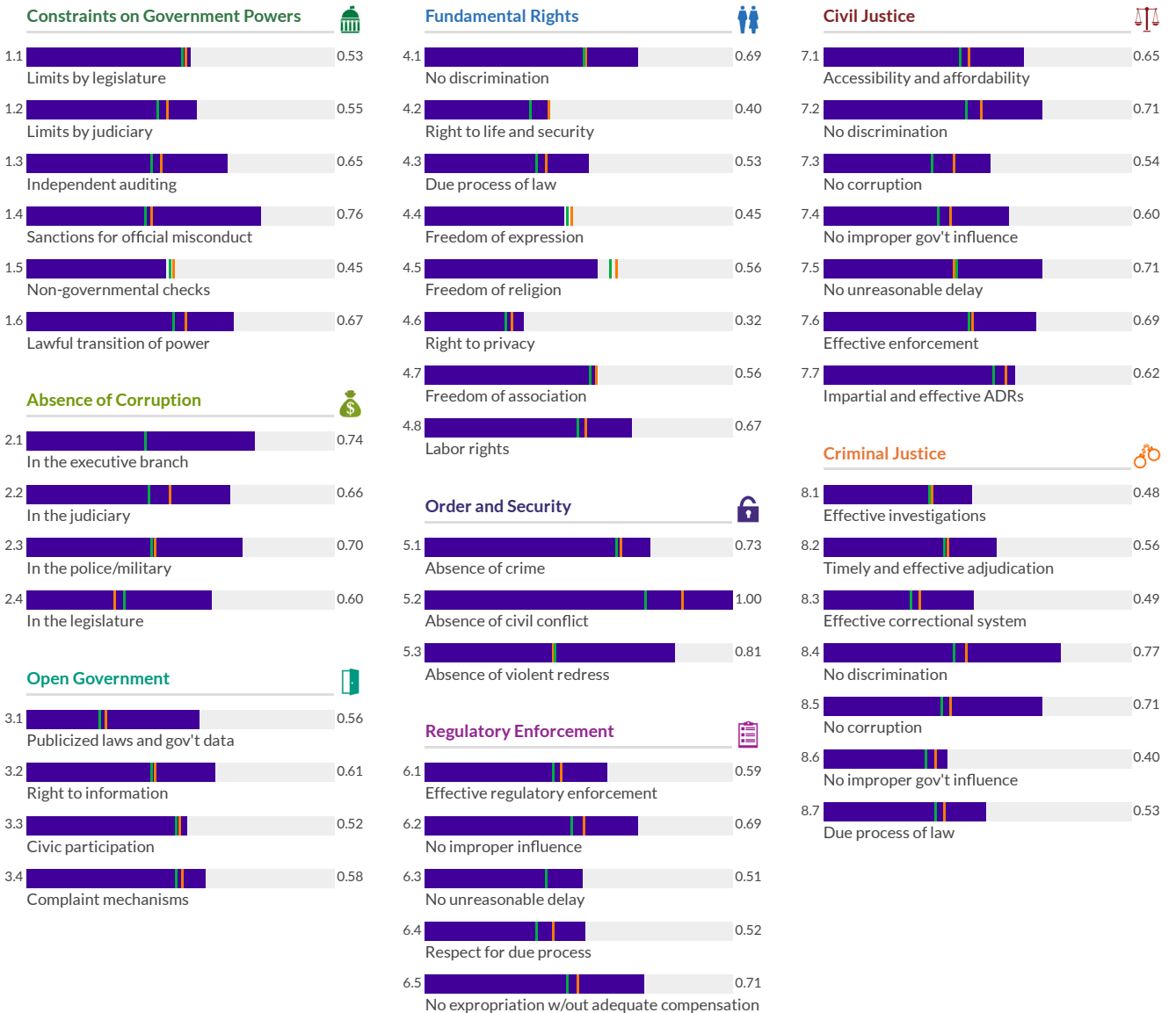
	Factor Score	Score Change	Regional Rank	Income Rank	Global Rank
Constraints on Government Powers	0.60	-0.01	5/34	1/18	45/142
Absence of Corruption	0.68	0.01	1/34	1/18	32/142
Open Government	0.57	0.01	3/34	1/18	51/142
Fundamental Rights	0.52	0.00	9/34	3/18	76/142
Order and Security	0.85	0.00	1/34	1/18	27/142
Regulatory Enforcement	0.60	0.00	2/34	1/18	41/142
Civil Justice	0.65	-0.02	1/34	1/18	31/142
Criminal Justice	0.56	0.01	2/34	1/18	42/142



\* Indicates statistically significant change at the 10 percent level

Low Medium High

— Rwanda — Sub-Saharan Africa — Low

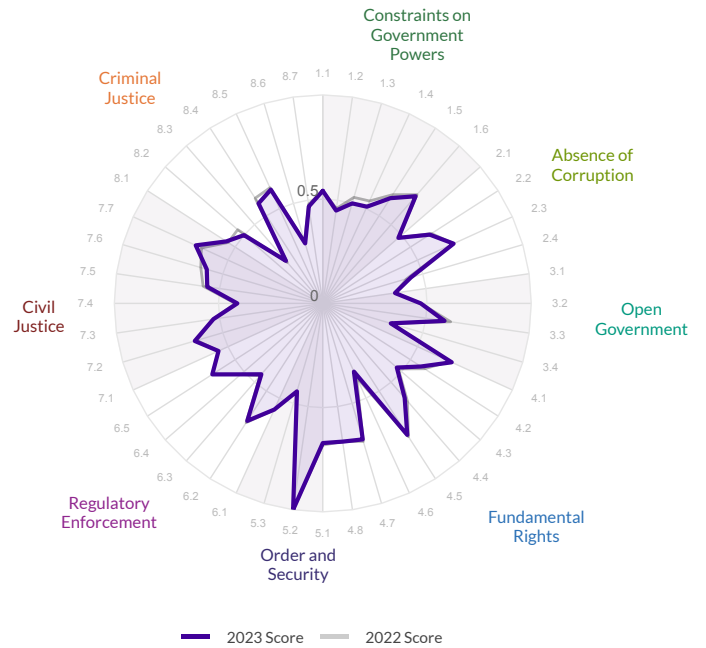


# Senegal

The scores range from 0 to 1, where 1 signifies the highest possible score and 0 signifies the lowest possible score.

Overall Score	Regional Rank	Income Rank	Global Rank
<b>0.55</b>	<b>6/34</b>	<b>1/37</b>	<b>60/142</b>
Score Change	Rank Change		
<b>-0.01</b>	<b>-2</b>		

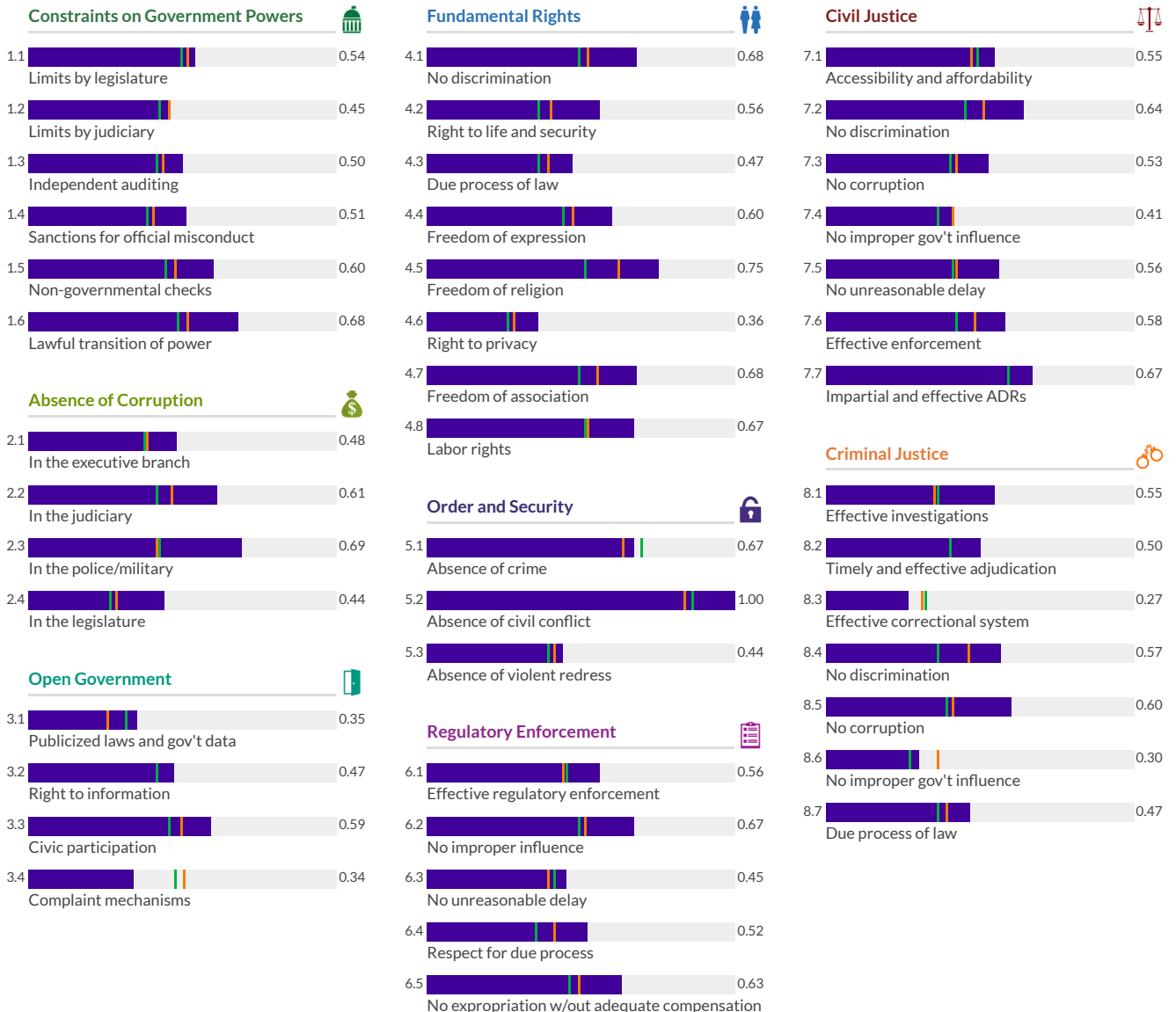
	Factor Score	Score Change	Regional Rank	Income Rank	Global Rank
Constraints on Government Powers	0.55	-0.02	9/34	5/37	63/142
Absence of Corruption	0.55	0.00	4/34	1/37	54/142
Open Government	0.44	0.00	13/34	15/37	98/142
Fundamental Rights	0.59	-0.01	4/34	2/37	60/142
Order and Security	0.70	0.00	9/34	11/37	82/142
Regulatory Enforcement	0.56	-0.01	5/34	2/37	49/142
Civil Justice	0.56	0.00	8/34	2/37	57/142
Criminal Justice	0.47	-0.01	7/34	2/37	64/142



\* Indicates statistically significant change at the 10 percent level

Low Medium High

Senegal Sub-Saharan Africa Lower-Middle



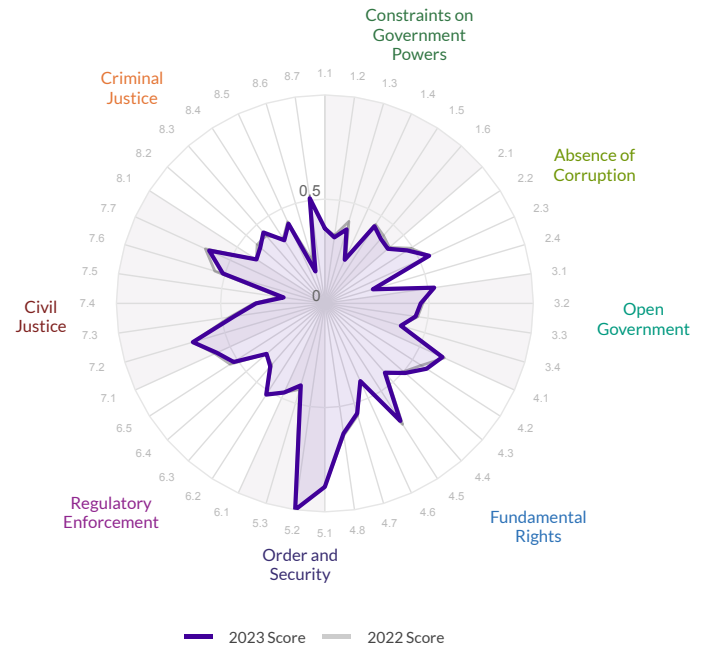
# Serbia

Region: Eastern Europe and Central Asia  
Income Group: Upper-Middle

The scores range from 0 to 1, where 1 signifies the highest possible score and 0 signifies the lowest possible score.

Overall Score	Regional Rank	Income Rank	Global Rank
0.48	11/15	30/41	93/142
Score Change	Rank Change		
-0.01 ▾	-8 ▾		

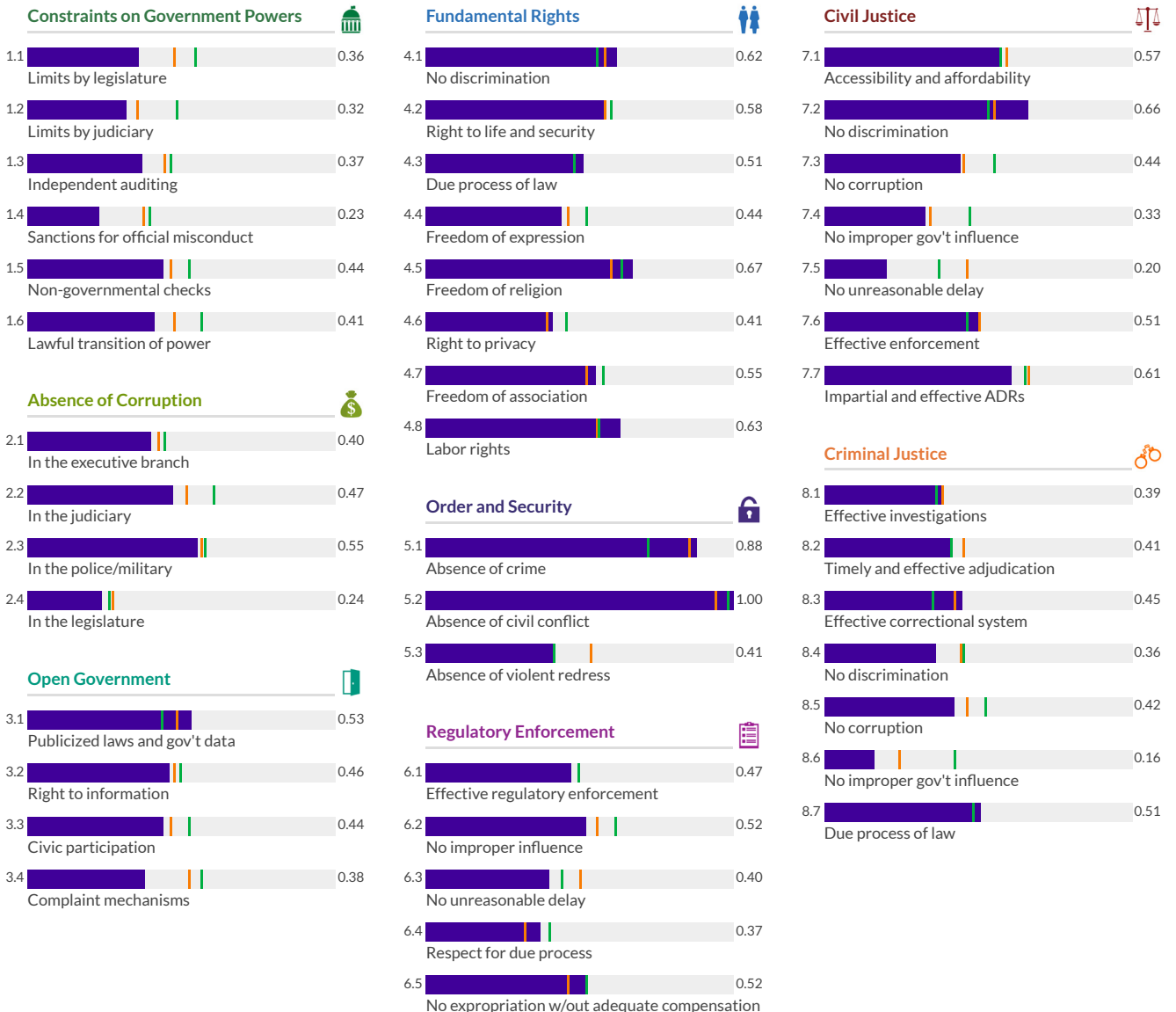
	Factor Score	Score Change	Regional Rank	Income Rank	Global Rank
Constraints on Government Powers	0.35	-0.02	12/15	35/41	127/142
Absence of Corruption	0.42	-0.01	10/15	29/41	91/142
Open Government	0.45	0.00	12/15	31/41	90/142
Fundamental Rights	0.55	0.00	9/15	23/41	72/142
Order and Security	0.76	-0.01	11/15	15/41	57/142
Regulatory Enforcement	0.46	0.00	9/15	32/41	97/142
Civil Justice	0.47	-0.02	12/15	30/41	92/142
Criminal Justice	0.39	-0.01	10/15	28/41	90/142



\* Indicates statistically significant change at the 10 percent level

Low Medium High

Serbia Eastern Europe and Central Asia Upper-Middle



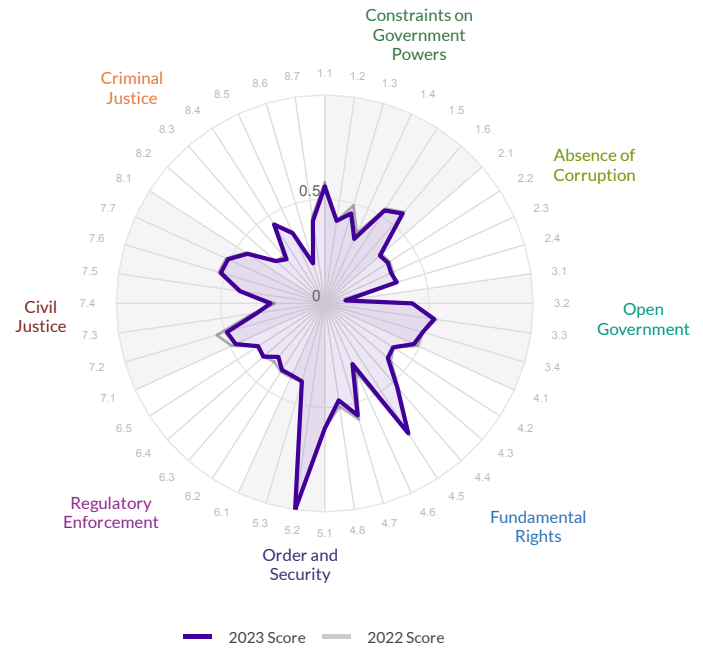
# Sierra Leone

Region: Sub-Saharan Africa  
Income Group: Low

The scores range from 0 to 1, where 1 signifies the highest possible score and 0 signifies the lowest possible score.

Overall Score	Regional Rank	Income Rank	Global Rank
<b>0.44</b>	<b>18/34</b>	<b>8/18</b>	<b>110/142</b>
Score Change	Rank Change		
<b>-0.01</b>	<b>-3</b>		

Factor	Score	Score Change	Regional Rank	Income Rank	Global Rank
Constraints on Government Powers	0.48	-0.02	16/34	6/18	92/142
Absence of Corruption	0.36	0.00	18/34	9/18	110/142
Open Government	0.39	0.00	19/34	9/18	114/142
Fundamental Rights	0.48	-0.02	15/34	8/18	92/142
Order and Security	0.67	0.00	17/34	8/18	98/142
Regulatory Enforcement	0.37	-0.01	28/34	13/18	130/142
Civil Justice	0.43	-0.01	23/34	9/18	114/142
Criminal Justice	0.35	-0.01	21/34	8/18	103/142



\* Indicates statistically significant change at the 10 percent level

Low Medium High

Sierra Leone Sub-Saharan Africa Low

Factor	Score	Sub-Saharan Africa	Low
<b>Constraints on Government Powers</b>			
1.1 Limits by legislature	0.56		
1.2 Limits by judiciary	0.40		
1.3 Independent auditing	0.45		
1.4 Sanctions for official misconduct	0.34		
1.5 Non-governmental checks	0.53		
1.6 Lawful transition of power	0.57		
<b>Absence of Corruption</b>			
2.1 In the executive branch	0.35		
2.2 In the judiciary	0.36		
2.3 In the police/military	0.35		
2.4 In the legislature	0.36		
<b>Open Government</b>			
3.1 Publicized laws and gov't data	0.10		
3.2 Right to information	0.42		
3.3 Civic participation	0.53		
3.4 Complaint mechanisms	0.49		
<b>Fundamental Rights</b>			
4.1 No discrimination	0.47		
4.2 Right to life and security	0.39		
4.3 Due process of law	0.40		
4.4 Freedom of expression	0.53		
4.5 Freedom of religion	0.74		
4.6 Right to privacy	0.32		
4.7 Freedom of association	0.56		
4.8 Labor rights	0.47		
<b>Order and Security</b>			
5.1 Absence of crime	0.60		
5.2 Absence of civil conflict	1.00		
5.3 Absence of violent redress	0.39		
<b>Regulatory Enforcement</b>			
6.1 Effective regulatory enforcement	0.38		
6.2 No improper influence	0.38		
6.3 No unreasonable delay	0.34		
6.4 Respect for due process	0.39		
6.5 No expropriation w/out adequate compensation	0.38		
<b>Civil Justice</b>			
7.1 Accessibility and affordability	0.47		
7.2 No discrimination	0.49		
7.3 No corruption	0.33		
7.4 No improper gov't influence	0.26		
7.5 No unreasonable delay	0.41		
7.6 Effective enforcement	0.52		
7.7 Impartial and effective ADRs	0.51		
<b>Criminal Justice</b>			
8.1 Effective investigations	0.44		
8.2 Timely and effective adjudication	0.31		
8.3 Effective correctional system	0.28		
8.4 No discrimination	0.45		
8.5 No corruption	0.37		
8.6 No improper gov't influence	0.20		
8.7 Due process of law	0.40		



# Singapore

Region: East Asia and Pacific  
Income Group: High

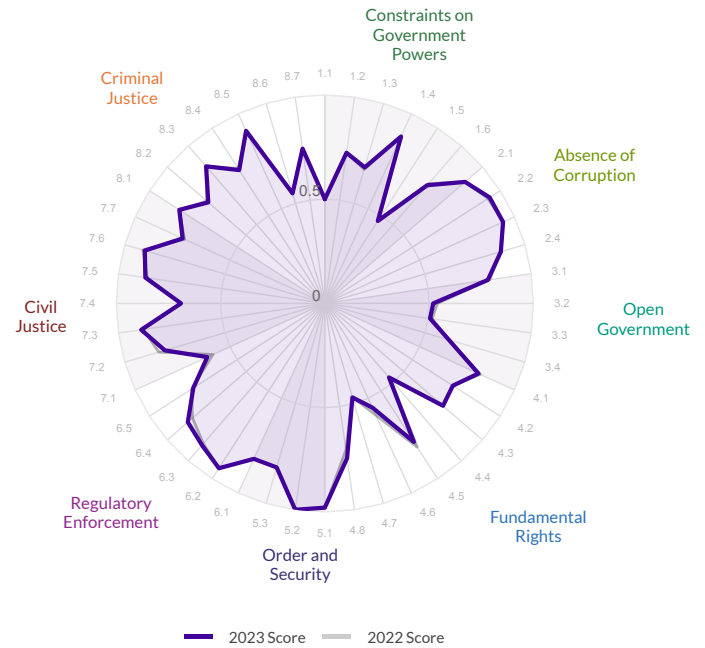
The scores range from 0 to 1, where 1 signifies the highest possible score and 0 signifies the lowest possible score.

Overall Score	Regional Rank	Income Rank	Global Rank
<b>0.78</b>	<b>4/15</b>	<b>17/46</b>	<b>17/142</b>
Score Change	Rank Change		
<b>0.00</b>	<b>0</b>		

	Factor Score	Score Change	Regional Rank	Income Rank	Global Rank
<b>Constraints on Government Powers</b>	0.67	0.00	5/15	30/46	31/142
<b>Absence of Corruption</b>	0.91	0.00	1/15	3/46	3/142
<b>Open Government</b>	0.61	-0.01	6/15	33/46	35/142
<b>Fundamental Rights</b>	0.67	-0.01	5/15	37/46	40/142
<b>Order and Security</b>	0.93	0.00	1/15	3/46	3/142
<b>Regulatory Enforcement</b>	0.86	0.01	1/15	5/46	5/142
<b>Civil Justice</b>	0.79	0.00	1/15	9/46	9/142
<b>Criminal Justice</b>	0.77	0.00	1/15	7/46	7/142

\* Indicates statistically significant change at the 10 percent level

Low Medium High



— Singapore — East Asia and Pacific — High



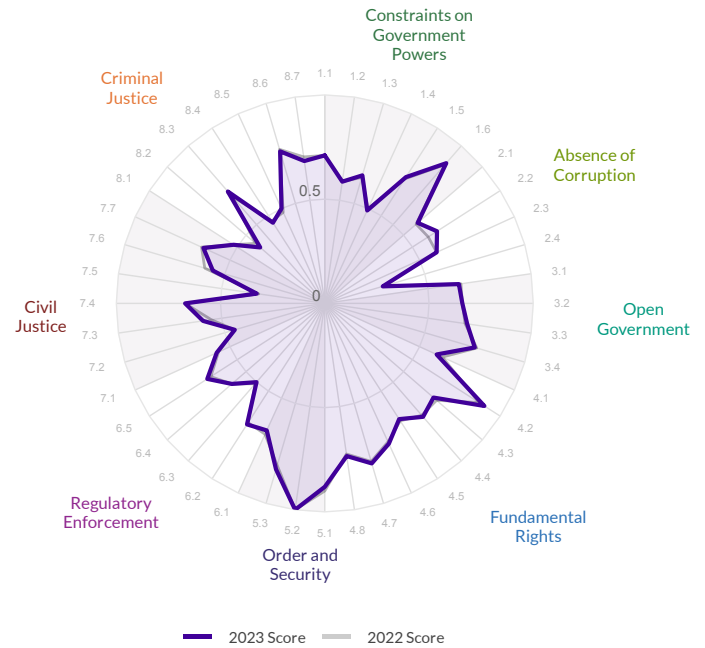
# Slovak Republic

Region: EU, EFTA, and North America  
Income Group: High

The scores range from 0 to 1, where 1 signifies the highest possible score and 0 signifies the lowest possible score.

Overall Score	Regional Rank	Income Rank	Global Rank
<b>0.66</b>	<b>25/31</b>	<b>33/46</b>	<b>34/142</b>
Score Change	Rank Change		
<b>0.00</b>	<b>1 ▲</b>		

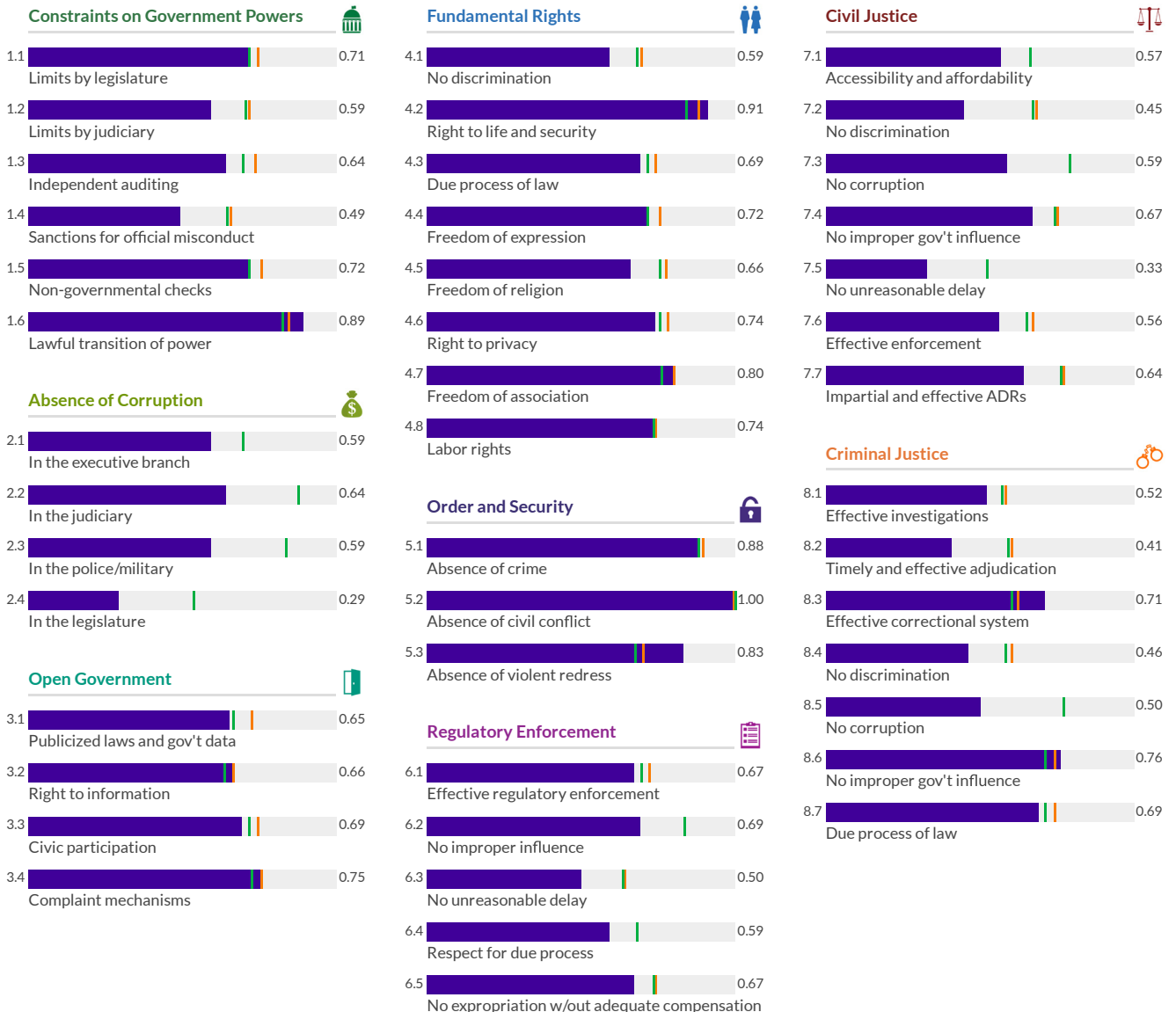
	Factor Score	Score Change	Regional Rank	Income Rank	Global Rank
Constraints on Government Powers	0.67	0.00	22/31	28/46	29/142
Absence of Corruption	0.53	0.02	29/31	43/46	56/142
Open Government	0.69	0.00	19/31	26/46	27/142
Fundamental Rights	0.73	0.00	22/31	28/46	29/142
Order and Security	0.90	0.00	9/31	13/46	13/142
Regulatory Enforcement	0.62	0.00	24/31	35/46	37/142
Civil Justice	0.55	0.00	29/31	44/46	64/142
Criminal Justice	0.58	0.00	23/31	33/46	35/142



\* Indicates statistically significant change at the 10 percent level

Low Medium High

Slovak Republic EU, EFTA, and North America High



# Slovenia

Region: EU, EFTA, and North America  
Income Group: High

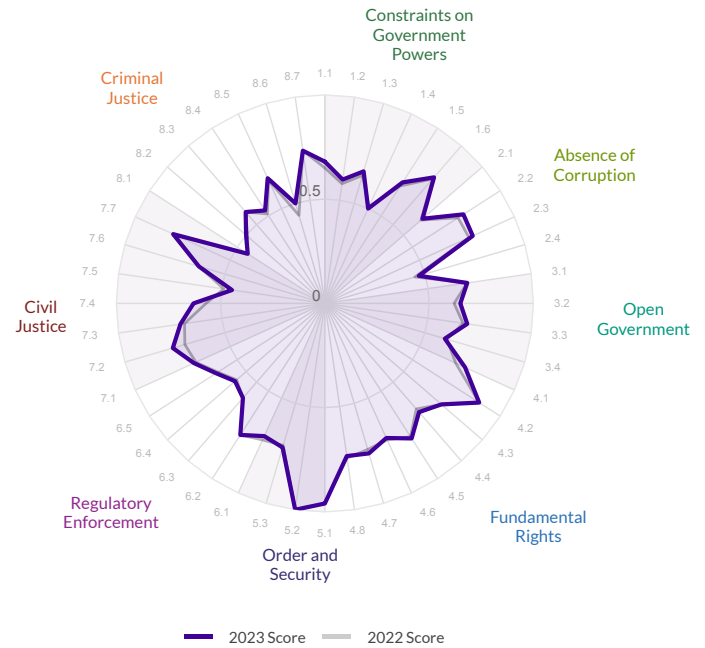
The scores range from 0 to 1, where 1 signifies the highest possible score and 0 signifies the lowest possible score.

Overall Score	Regional Rank	Income Rank	Global Rank
<b>0.69</b>	<b>20/31</b>	<b>27/46</b>	<b>27/142</b>
Score Change	Rank Change		
<b>0.01▲</b>	<b>4▲</b>		

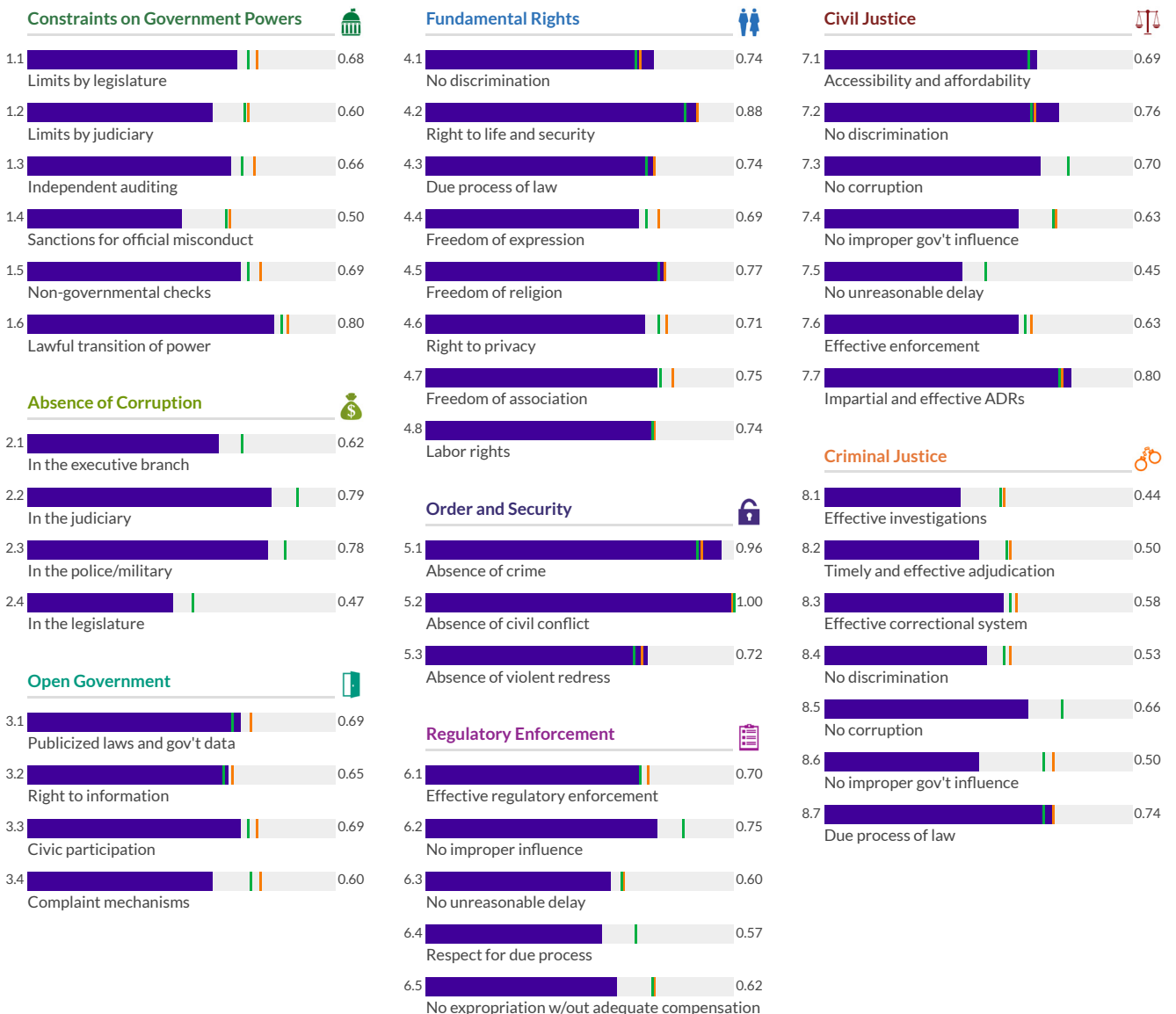
	Factor Score	Score Change	Regional Rank	Income Rank	Global Rank
Constraints on Government Powers	0.65	0.02	25/31	32/46	36/142
Absence of Corruption	0.67	<b>0.02*</b>	22/31	32/46	35/142
Open Government	0.66	0.01	21/31	28/46	29/142
Fundamental Rights	0.75	0.01	19/31	23/46	24/142
Order and Security	0.89	0.00	13/31	17/46	18/142
Regulatory Enforcement	0.65	0.00	21/31	30/46	31/142
Civil Justice	0.67	0.02	18/31	27/46	27/142
Criminal Justice	0.56	0.01	25/31	36/46	40/142

\* Indicates statistically significant change at the 10 percent level

Low Medium High



— Slovenia — EU, EFTA, and North America — High



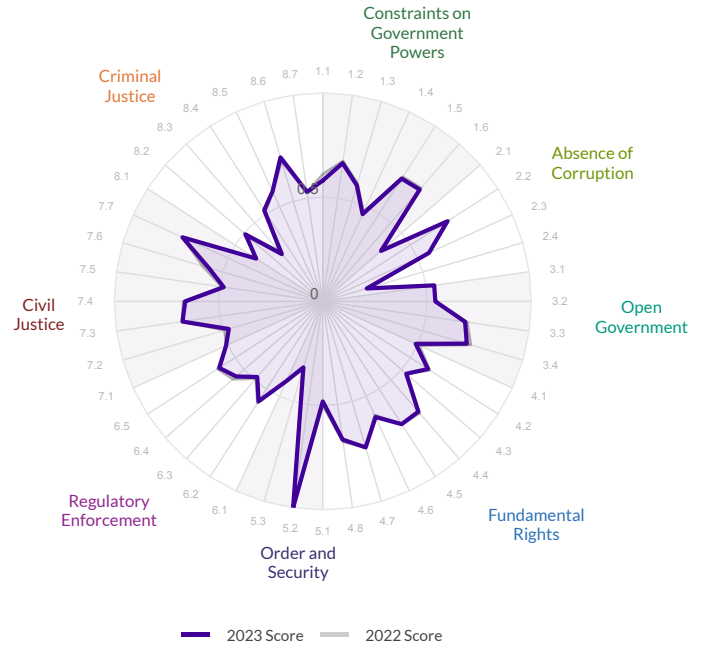
# South Africa

Region: Sub-Saharan Africa  
Income Group: Upper-Middle

The scores range from 0 to 1, where 1 signifies the highest possible score and 0 signifies the lowest possible score.

Overall Score	Regional Rank	Income Rank	Global Rank
<b>0.57</b>	<b>5/34</b>	<b>12/41</b>	<b>56/142</b>
Score Change	Rank Change		
<b>-0.01</b>	<b>-1</b>		

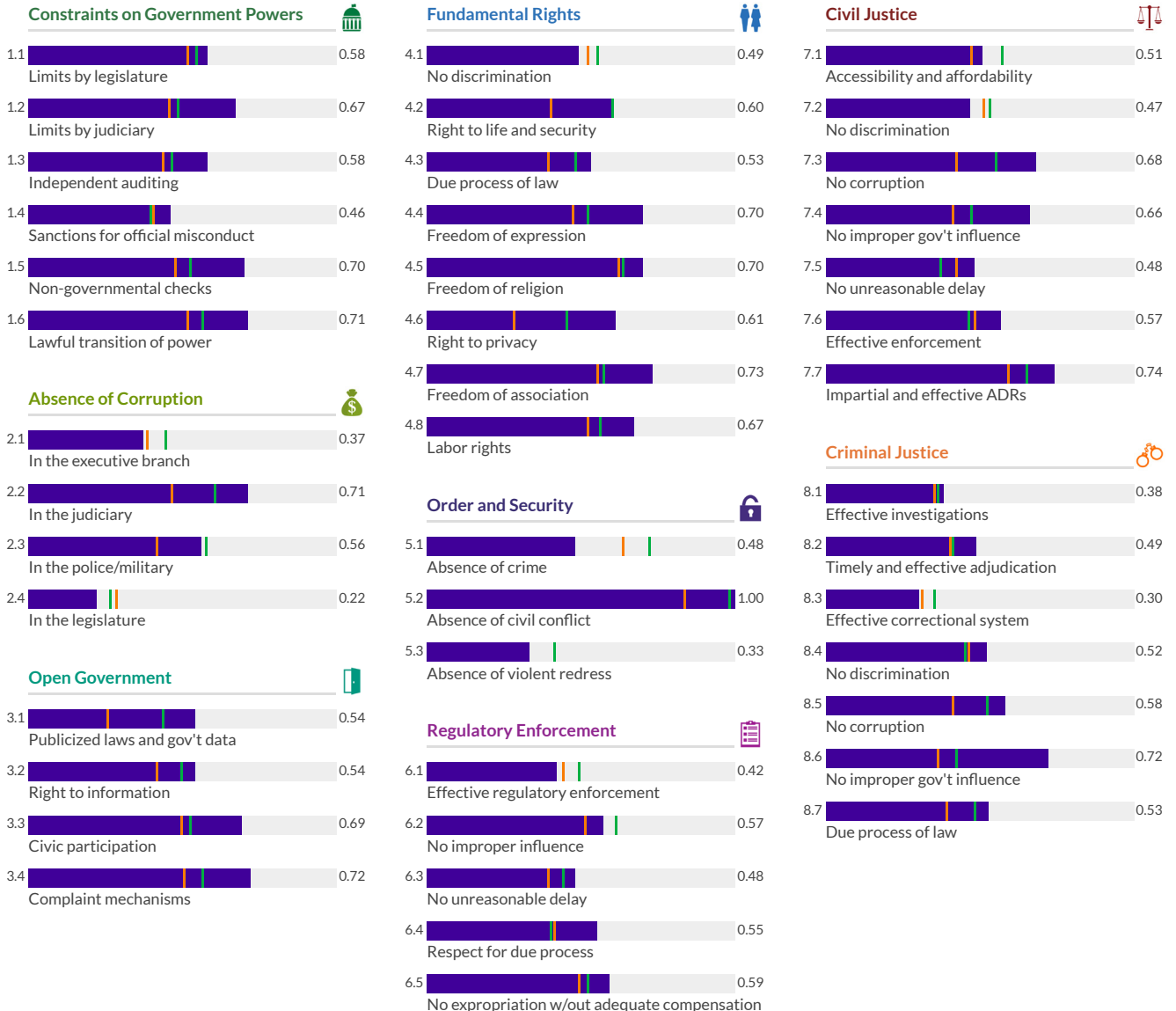
	Factor Score	Score Change	Regional Rank	Income Rank	Global Rank
Constraints on Government Powers	0.62	-0.01	3/34	4/41	40/142
Absence of Corruption	0.47	-0.01	7/34	18/41	69/142
Open Government	0.62	-0.01	1/34	2/41	34/142
Fundamental Rights	0.63	0.00	3/34	9/41	48/142
Order and Security	0.60	-0.01	22/34	35/41	119/142
Regulatory Enforcement	0.52	-0.01	7/34	14/41	60/142
Civil Justice	0.59	-0.01	5/34	11/41	49/142
Criminal Justice	0.50	0.00	5/34	13/41	55/142



\* Indicates statistically significant change at the 10 percent level

Low Medium High

South Africa Sub-Saharan Africa Upper-Middle



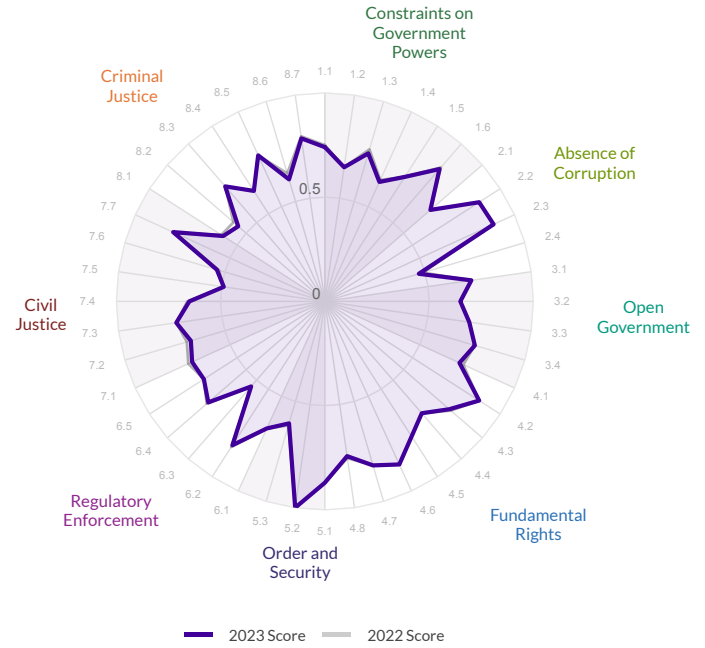
# Spain

Region: EU, EFTA, and North America  
Income Group: High

The scores range from 0 to 1, where 1 signifies the highest possible score and 0 signifies the lowest possible score.

Overall Score	Regional Rank	Income Rank	Global Rank
0.72	18/31	24/46	24/142
Score Change	Rank Change		
-0.01 ▼	-1 ▼		

	Factor Score	Score Change	Regional Rank	Income Rank	Global Rank
Constraints on Government Powers	0.72	-0.01	18/31	22/46	23/142
Absence of Corruption	0.73	-0.01	16/31	23/46	23/142
Open Government	0.70	0.00	17/31	22/46	22/142
Fundamental Rights	0.79	0.00	14/31	16/46	17/142
Order and Security	0.83	0.00	24/31	32/46	35/142
Regulatory Enforcement	0.69	0.00	19/31	27/46	27/142
Civil Justice	0.65	-0.01	19/31	29/46	30/142
Criminal Justice	0.66	-0.01	18/31	25/46	25/142



\* Indicates statistically significant change at the 10 percent level

Low Medium High

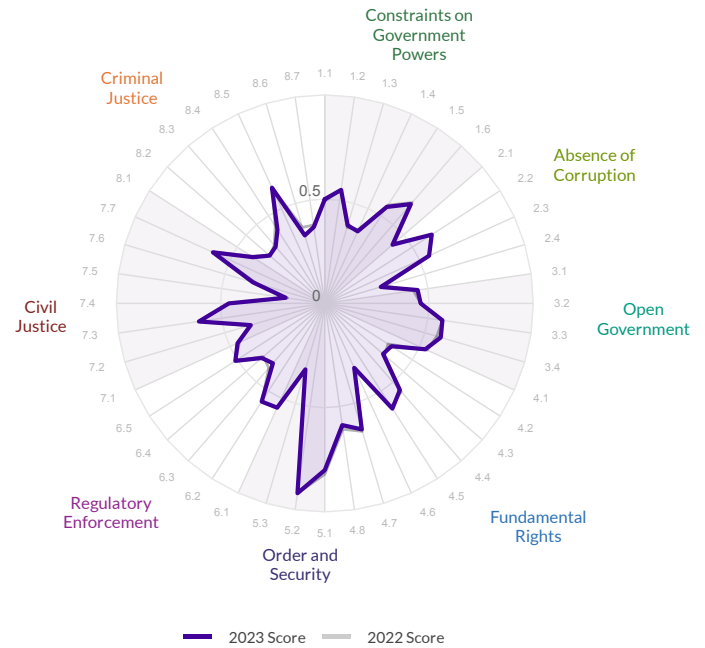
Spain EU, EFTA, and North America High

Factor	Score	Regional Rank	Income Rank	Global Rank
<b>Constraints on Government Powers</b>	0.74	18/31	22/46	23/142
1.1 Limits by legislature	0.74	18/31	22/46	23/142
1.2 Limits by judiciary	0.65	18/31	22/46	23/142
1.3 Independent auditing	0.74	18/31	22/46	23/142
1.4 Sanctions for official misconduct	0.63	18/31	22/46	23/142
1.5 Non-governmental checks	0.71	18/31	22/46	23/142
1.6 Lawful transition of power	0.84	18/31	22/46	23/142
<b>Absence of Corruption</b>	0.67	16/31	23/46	23/142
2.1 In the executive branch	0.67	16/31	23/46	23/142
2.2 In the judiciary	0.88	16/31	23/46	23/142
2.3 In the police/military	0.89	16/31	23/46	23/142
2.4 In the legislature	0.47	16/31	23/46	23/142
<b>Open Government</b>	0.70	17/31	22/46	22/142
3.1 Publicized laws and gov't data	0.71	17/31	22/46	22/142
3.2 Right to information	0.65	17/31	22/46	22/142
3.3 Civic participation	0.70	17/31	22/46	22/142
3.4 Complaint mechanisms	0.75	17/31	22/46	22/142
<b>Fundamental Rights</b>	0.79	14/31	16/46	17/142
4.1 No discrimination	0.71	14/31	16/46	17/142
4.2 Right to life and security	0.88	14/31	16/46	17/142
4.3 Due process of law	0.79	14/31	16/46	17/142
4.4 Freedom of expression	0.71	14/31	16/46	17/142
4.5 Freedom of religion	0.77	14/31	16/46	17/142
4.6 Right to privacy	0.86	14/31	16/46	17/142
4.7 Freedom of association	0.82	14/31	16/46	17/142
4.8 Labor rights	0.75	14/31	16/46	17/142
<b>Order and Security</b>	0.83	24/31	32/46	35/142
5.1 Absence of crime	0.87	24/31	32/46	35/142
5.2 Absence of civil conflict	1.00	24/31	32/46	35/142
5.3 Absence of violent redress	0.61	24/31	32/46	35/142
<b>Regulatory Enforcement</b>	0.69	19/31	27/46	27/142
6.1 Effective regulatory enforcement	0.67	19/31	27/46	27/142
6.2 No improper influence	0.82	19/31	27/46	27/142
6.3 No unreasonable delay	0.54	19/31	27/46	27/142
6.4 Respect for due process	0.74	19/31	27/46	27/142
6.5 No expropriation w/out adequate compensation	0.69	19/31	27/46	27/142
<b>Civil Justice</b>	0.65	19/31	29/46	30/142
7.1 Accessibility and affordability	0.70	19/31	29/46	30/142
7.2 No discrimination	0.67	19/31	29/46	30/142
7.3 No corruption	0.72	19/31	29/46	30/142
7.4 No improper gov't influence	0.65	19/31	29/46	30/142
7.5 No unreasonable delay	0.49	19/31	29/46	30/142
7.6 Effective enforcement	0.54	19/31	29/46	30/142
7.7 Impartial and effective ADRs	0.80	19/31	29/46	30/142
<b>Criminal Justice</b>	0.66	18/31	25/46	25/142
8.1 Effective investigations	0.58	18/31	25/46	25/142
8.2 Timely and effective adjudication	0.55	18/31	25/46	25/142
8.3 Effective correctional system	0.73	18/31	25/46	25/142
8.4 No discrimination	0.63	18/31	25/46	25/142
8.5 No corruption	0.77	18/31	25/46	25/142
8.6 No improper gov't influence	0.61	18/31	25/46	25/142
8.7 Due process of law	0.79	18/31	25/46	25/142

The scores range from 0 to 1, where 1 signifies the highest possible score and 0 signifies the lowest possible score.

Overall Score	Regional Rank	Income Rank	Global Rank
<b>0.50</b>	<b>2/6</b>	<b>7/37</b>	<b>77/142</b>
Score Change	Rank Change		
<b>0.00</b>	<b>-1</b> ▼		

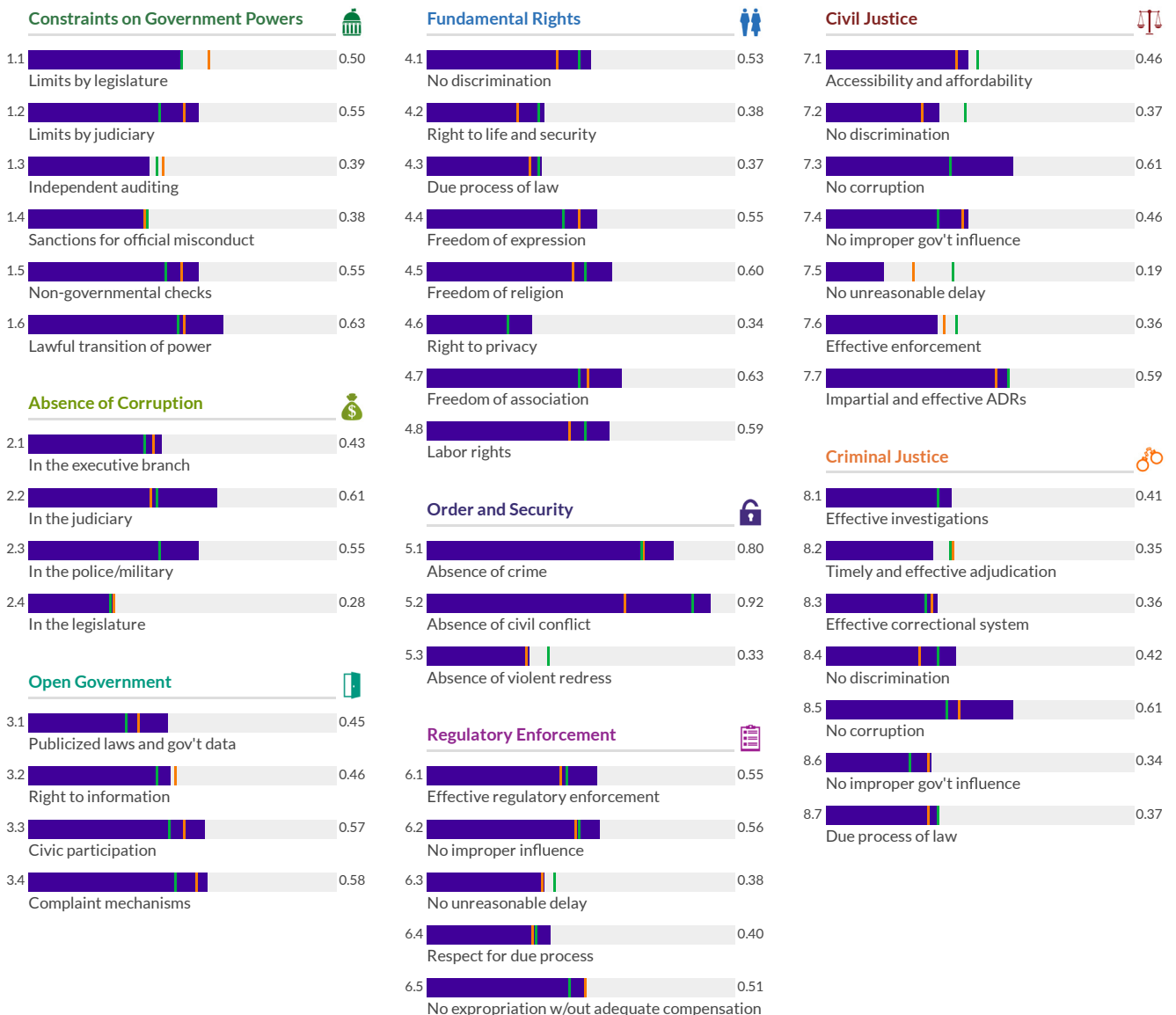
	Factor Score	Score Change	Regional Rank	Income Rank	Global Rank
Constraints on Government Powers	0.50	0.00	3/6	10/37	81/142
Absence of Corruption	0.47	0.00	1/6	2/37	65/142
Open Government	0.51	0.01	3/6	5/37	67/142
Fundamental Rights	0.50	0.00	2/6	9/37	86/142
Order and Security	0.68	0.00	2/6	15/37	91/142
Regulatory Enforcement	0.48	0.00	2/6	9/37	75/142
Civil Justice	0.43	0.00	2/6	23/37	109/142
Criminal Justice	0.41	-0.01	2/6	10/37	80/142



\* Indicates statistically significant change at the 10 percent level

Low Medium High

Sri Lanka South Asia Lower-Middle



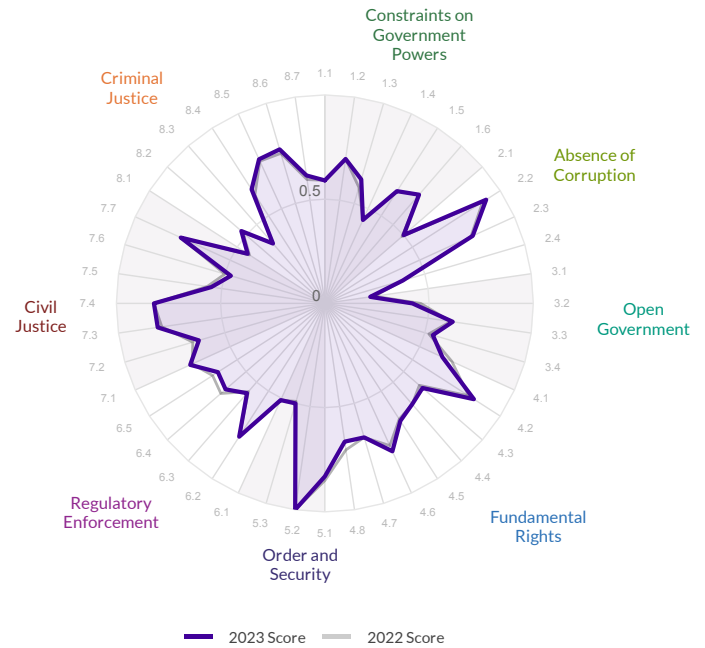
# St. Kitts and Nevis

Region: Latin America and Caribbean  
Income Group: High

The scores range from 0 to 1, where 1 signifies the highest possible score and 0 signifies the lowest possible score.

Overall Score	Regional Rank	Income Rank	Global Rank
<b>0.63</b>	<b>6/32</b>	<b>38/46</b>	<b>39/142</b>
Score Change	Rank Change		
<b>0.00</b>	<b>0</b>		

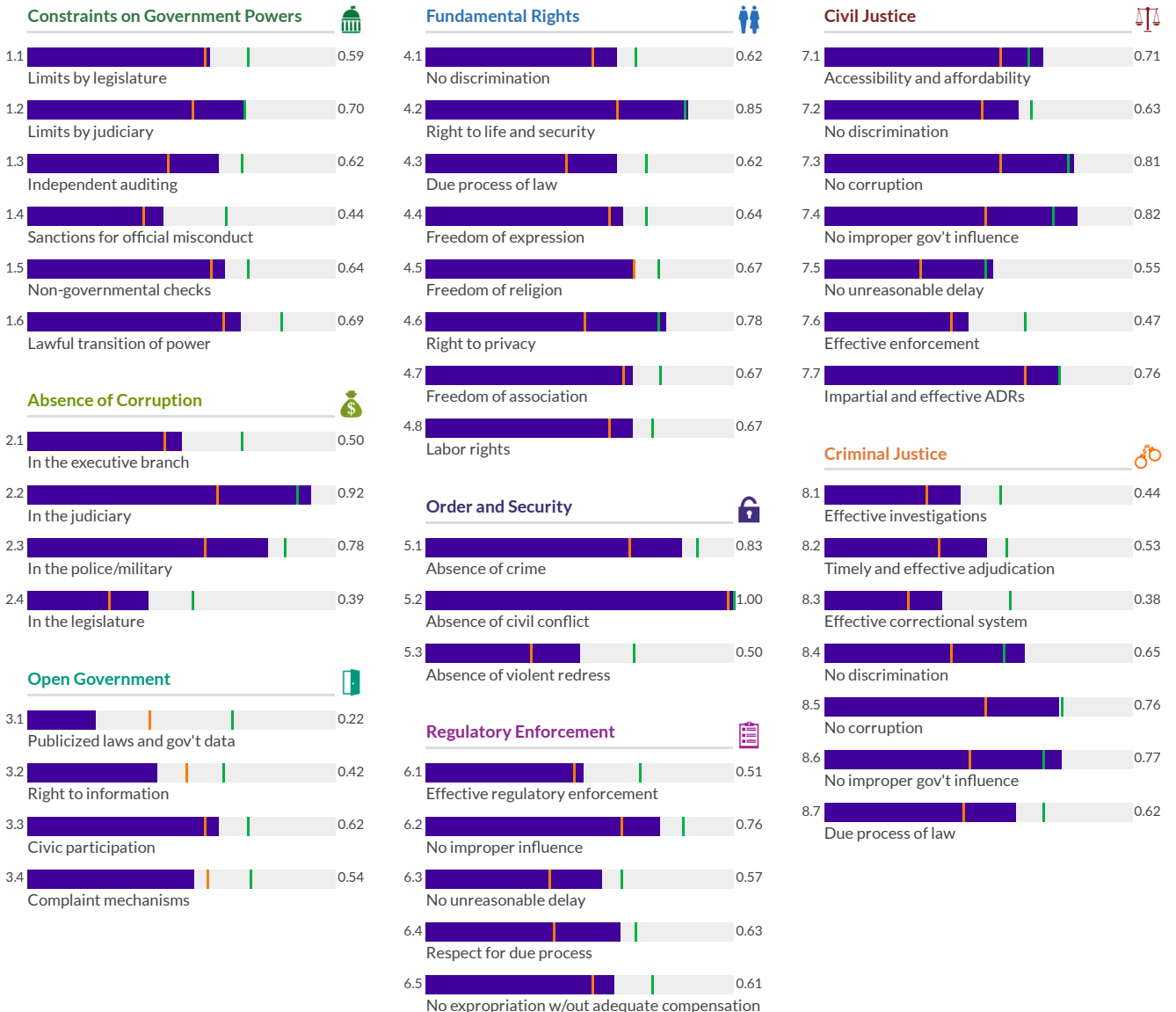
	Factor Score	Score Change	Regional Rank	Income Rank	Global Rank
Constraints on Government Powers	0.61	0.01	6/32	35/46	41/142
Absence of Corruption	0.65	0.01	6/32	35/46	39/142
Open Government	0.45	-0.01	26/32	43/46	94/142
Fundamental Rights	0.69	0.00	8/32	33/46	36/142
Order and Security	0.78	0.00	4/32	39/46	54/142
Regulatory Enforcement	0.62	-0.01	6/32	37/46	39/142
Civil Justice	0.68	-0.01	2/32	25/46	25/142
Criminal Justice	0.59	0.01	2/32	30/46	31/142



\* Indicates statistically significant change at the 10 percent level

Low Medium High

St. Kitts and Nevis Latin America and Caribbean High





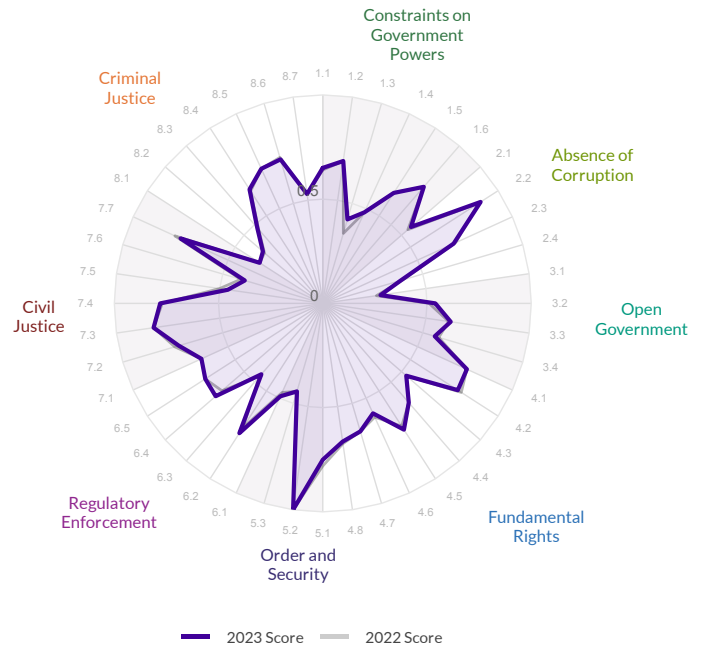
# St. Lucia

Region: Latin America and Caribbean  
Income Group: Upper-Middle

The scores range from 0 to 1, where 1 signifies the highest possible score and 0 signifies the lowest possible score.

Overall Score	Regional Rank	Income Rank	Global Rank
<b>0.62</b>	<b>8/32</b>	<b>3/41</b>	<b>43/142</b>
Score Change	Rank Change		
<b>0.00</b>	<b>0</b>		

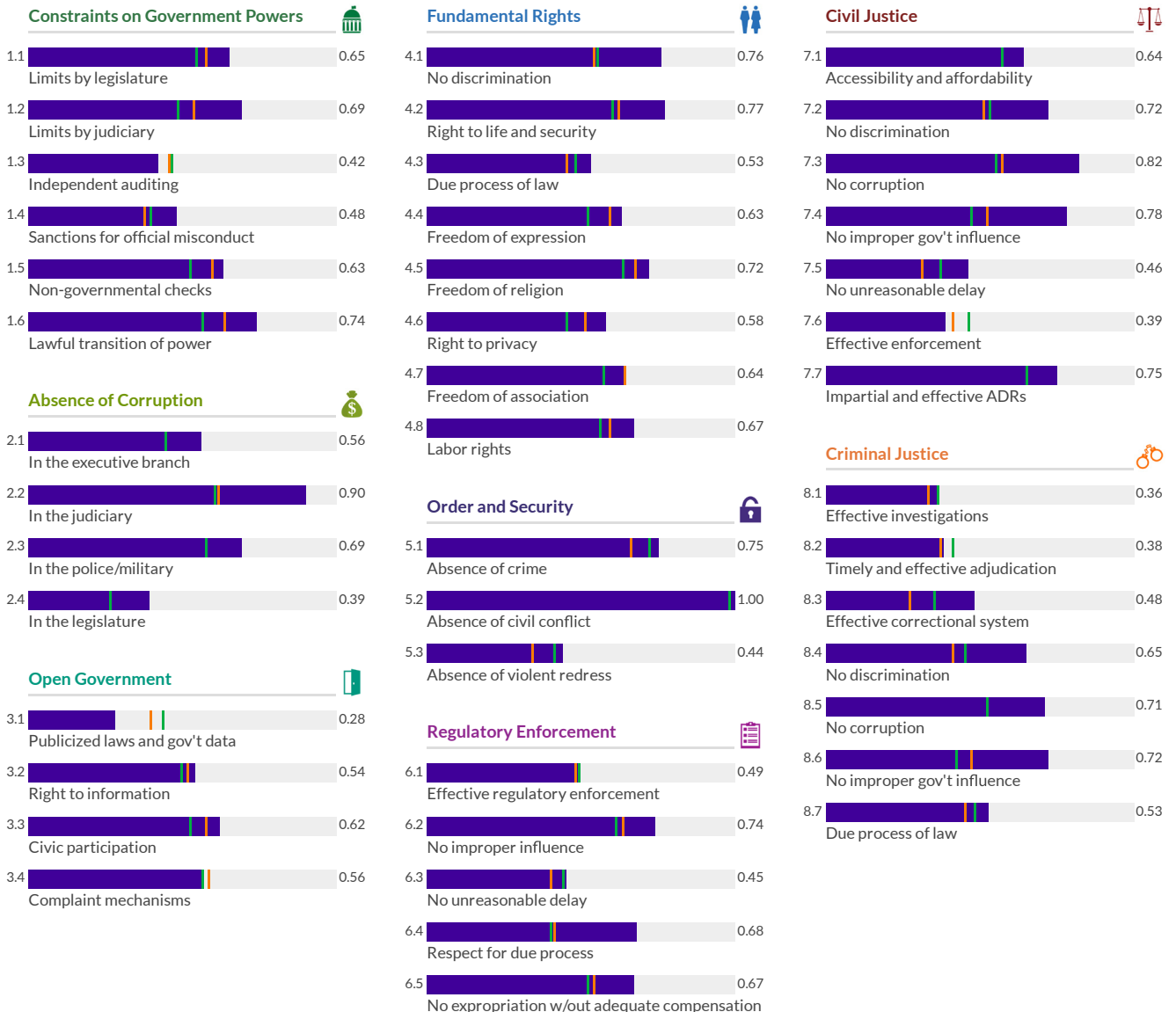
	Factor Score	Score Change	Regional Rank	Income Rank	Global Rank
Constraints on Government Powers	0.60	0.01	8/32	6/41	46/142
Absence of Corruption	0.64	0.00	9/32	5/41	44/142
Open Government	0.50	0.01	19/32	22/41	72/142
Fundamental Rights	0.66	0.00	9/32	5/41	42/142
Order and Security	0.73	-0.01	7/32	20/41	67/142
Regulatory Enforcement	0.61	0.02	7/32	3/41	40/142
Civil Justice	0.65	-0.01	4/32	1/41	29/142
Criminal Justice	0.54	0.00	8/32	8/41	46/142



\* Indicates statistically significant change at the 10 percent level

Low Medium High

St. Lucia Latin America and Caribbean Upper-Middle



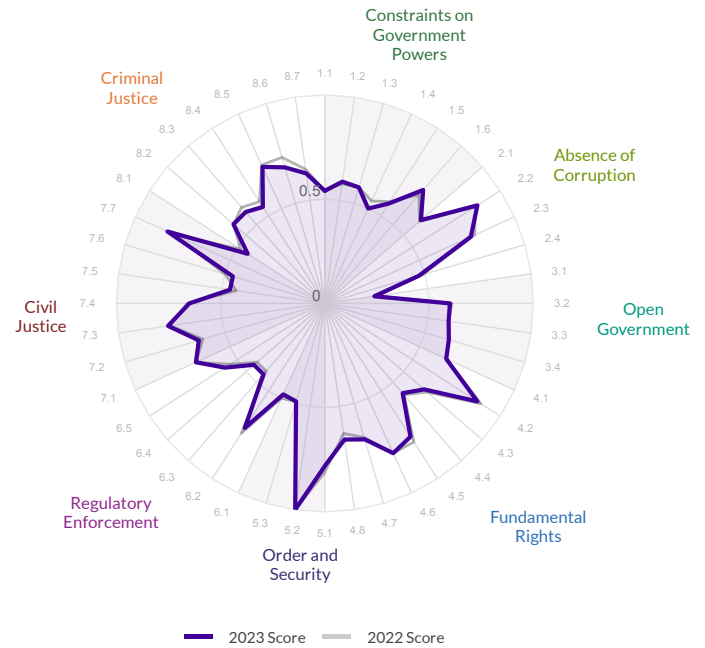
# St. Vincent and the Grenadines

Region: Latin America and Caribbean  
Income Group: Upper-Middle

The scores range from 0 to 1, where 1 signifies the highest possible score and 0 signifies the lowest possible score.

Overall Score	Regional Rank	Income Rank	Global Rank
0.63	7/32	2/41	42/142
Score Change	Rank Change		
-0.01 ▾	-1 ▾		

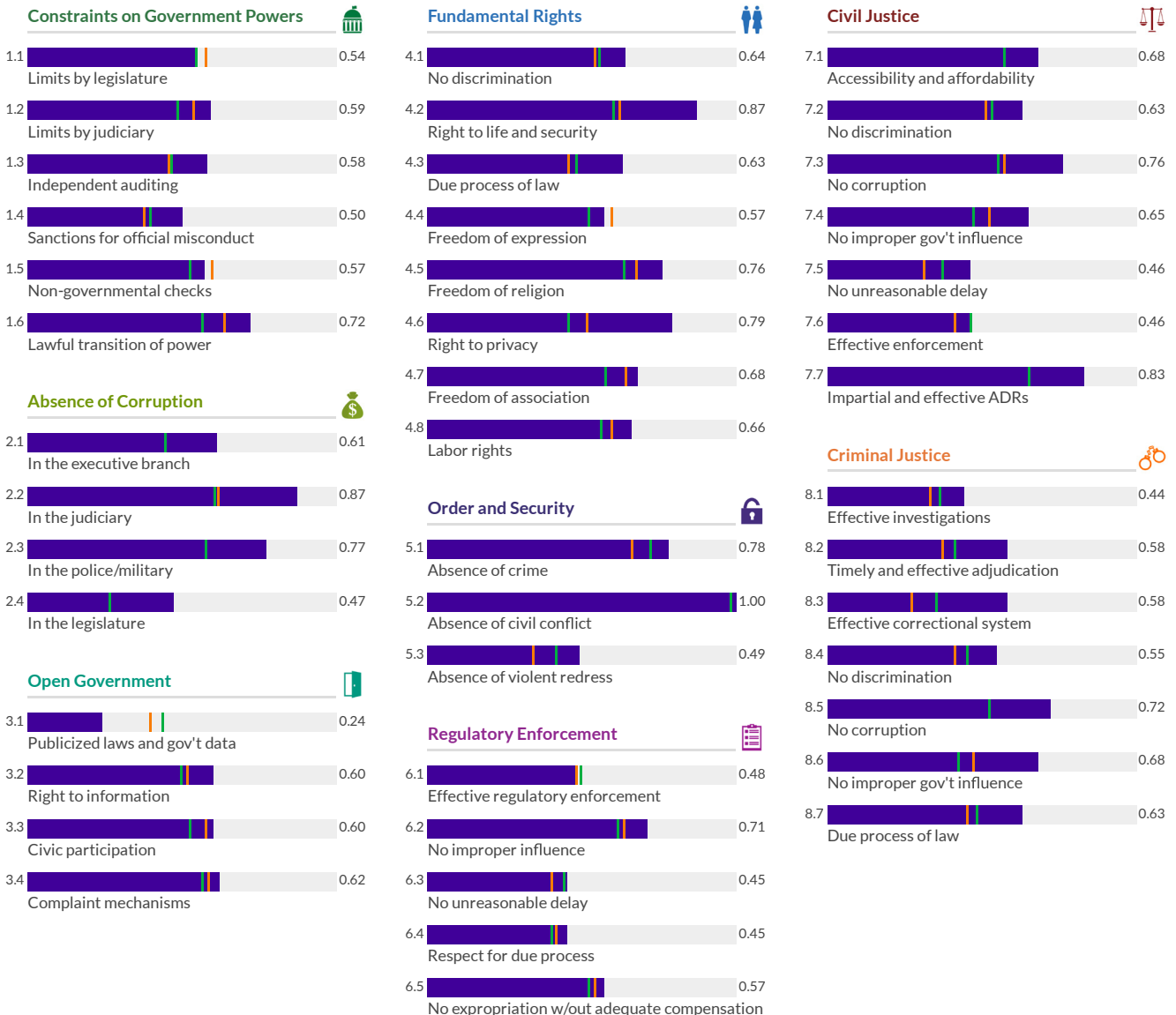
	Factor Score	Score Change	Regional Rank	Income Rank	Global Rank
Constraints on Government Powers	0.58	0.00	11/32	8/41	50/142
Absence of Corruption	0.68	0.00	4/32	1/41	29/142
Open Government	0.51	0.00	18/32	20/41	66/142
Fundamental Rights	0.70	0.00	6/32	2/41	34/142
Order and Security	0.76	-0.01	5/32	16/41	59/142
Regulatory Enforcement	0.53	0.00	10/32	11/41	56/142
Civil Justice	0.64	0.00	5/32	2/41	33/142
Criminal Justice	0.60	-0.02	1/32	1/41	30/142



\* Indicates statistically significant change at the 10 percent level

Low Medium High

St. Vincent and the Grenadines Latin America and Caribbean Upper-Middle



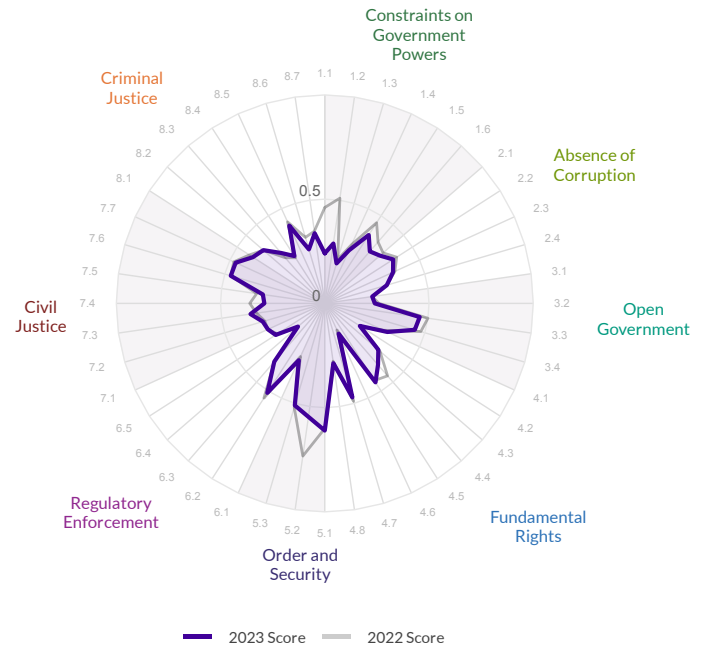
# Sudan

The scores range from 0 to 1, where 1 signifies the highest possible score and 0 signifies the lowest possible score.

Overall Score	Regional Rank	Income Rank	Global Rank
0.36	31/34	16/18	132/142

Score Change	Rank Change
-0.03 ▾	-5 ▾

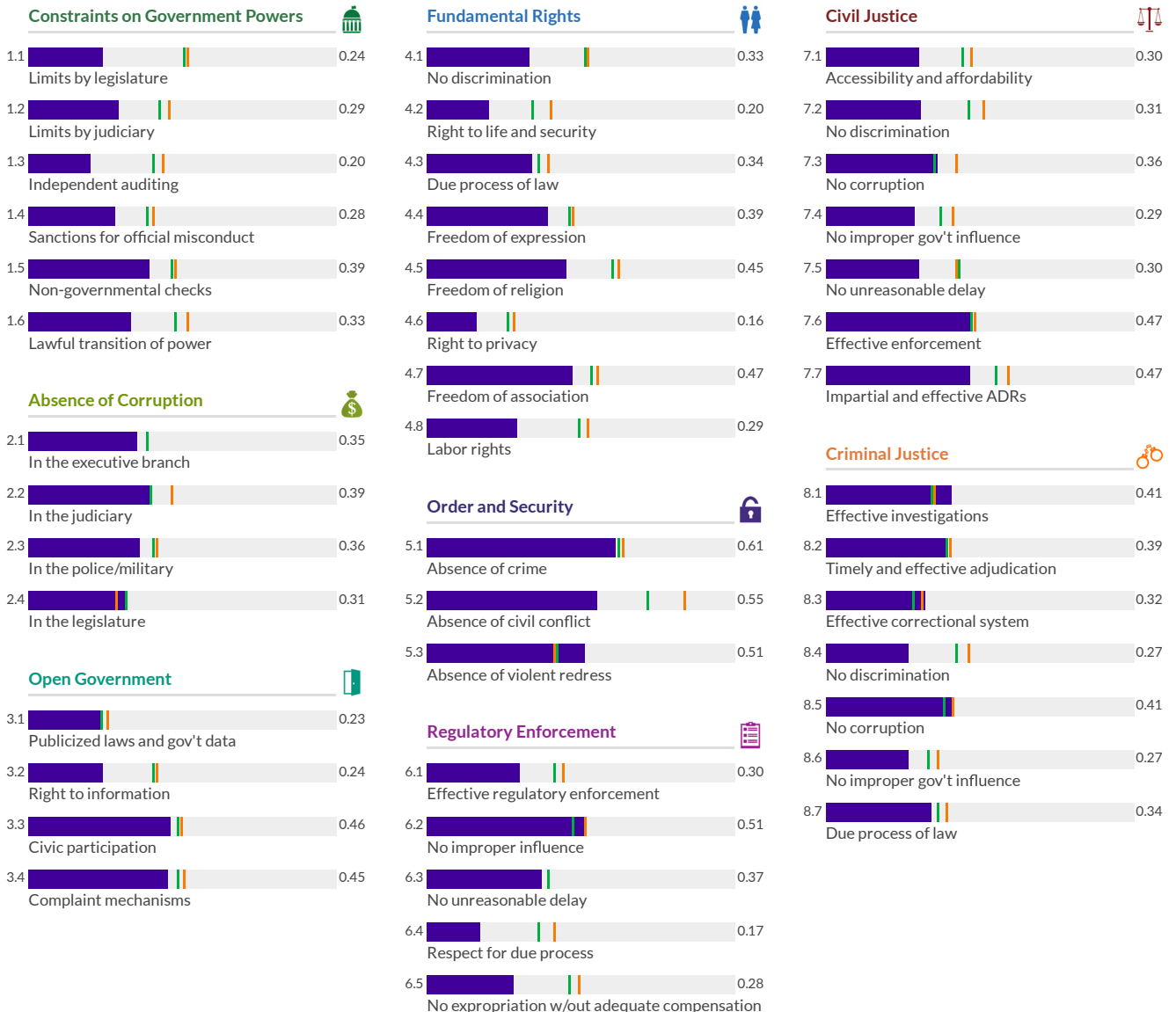
	Factor Score	Score Change	Regional Rank	Income Rank	Global Rank
Constraints on Government Powers	0.29	-0.10*	34/34	18/18	136/142
Absence of Corruption	0.35	-0.01	20/34	10/18	112/142
Open Government	0.35	-0.02	27/34	15/18	127/142
Fundamental Rights	0.33	-0.01	33/34	16/18	132/142
Order and Security	0.56	-0.07*	27/34	12/18	130/142
Regulatory Enforcement	0.33	0.00	33/34	18/18	138/142
Civil Justice	0.36	-0.01	34/34	17/18	134/142
Criminal Justice	0.34	-0.01	23/34	10/18	105/142



\* Indicates statistically significant change at the 10 percent level

Low Medium High

Sudan Sub-Saharan Africa Low



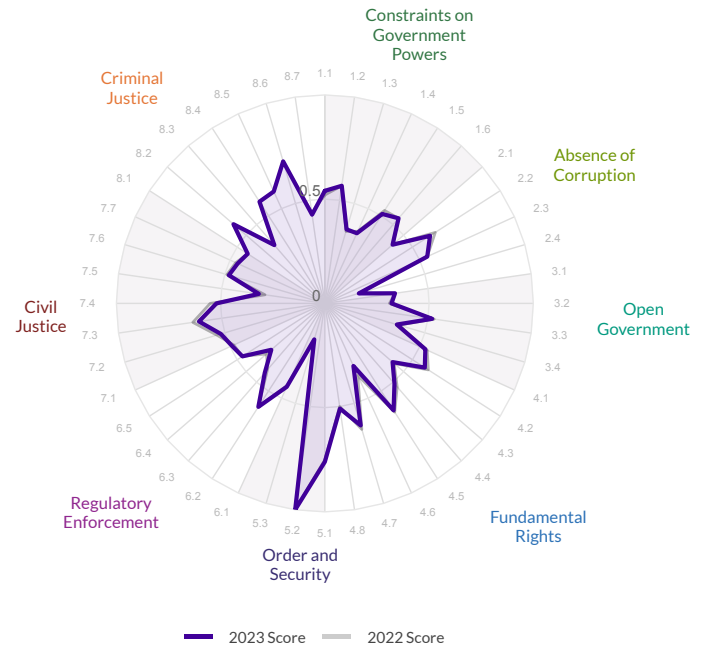
# Suriname

Region: Latin America and Caribbean  
Income Group: Upper-Middle

The scores range from 0 to 1, where 1 signifies the highest possible score and 0 signifies the lowest possible score.

Overall Score	Regional Rank	Income Rank	Global Rank
<b>0.49</b>	<b>18/32</b>	<b>24/41</b>	<b>81/142</b>
Score Change	Rank Change		
<b>0.00</b>	<b>0</b>		

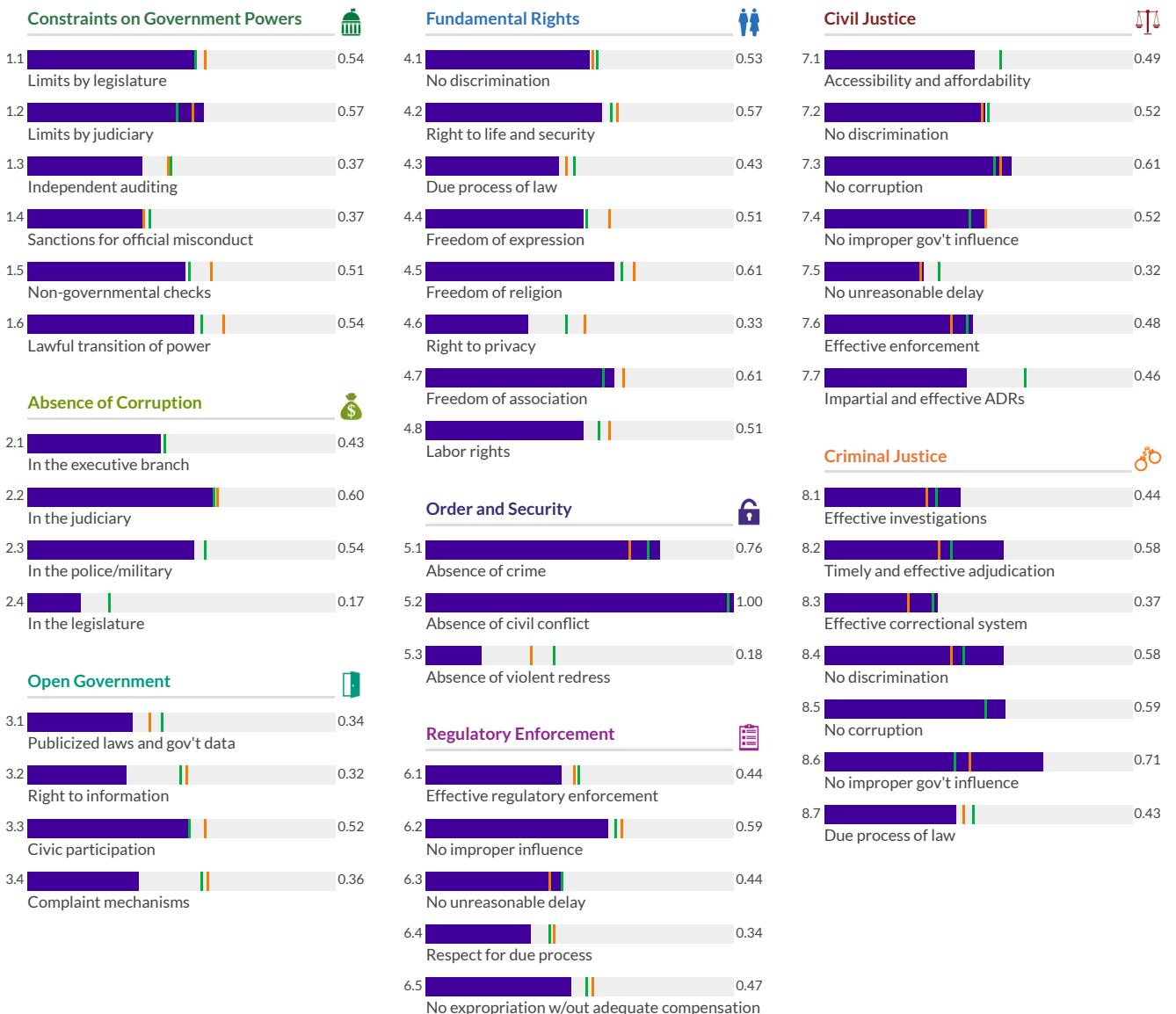
	Factor Score	Score Change	Regional Rank	Income Rank	Global Rank
Constraints on Government Powers	0.48	0.00	24/32	26/41	90/142
Absence of Corruption	0.43	-0.01	17/32	26/41	80/142
Open Government	0.38	0.00	29/32	38/41	115/142
Fundamental Rights	0.51	-0.01	22/32	27/41	81/142
Order and Security	0.65	0.00	18/32	28/41	103/142
Regulatory Enforcement	0.46	0.00	23/32	30/41	95/142
Civil Justice	0.49	-0.01	19/32	27/41	86/142
Criminal Justice	0.53	0.00	12/32	11/41	51/142



\* Indicates statistically significant change at the 10 percent level

Low Medium High

Suriname Latin America and Caribbean Upper-Middle



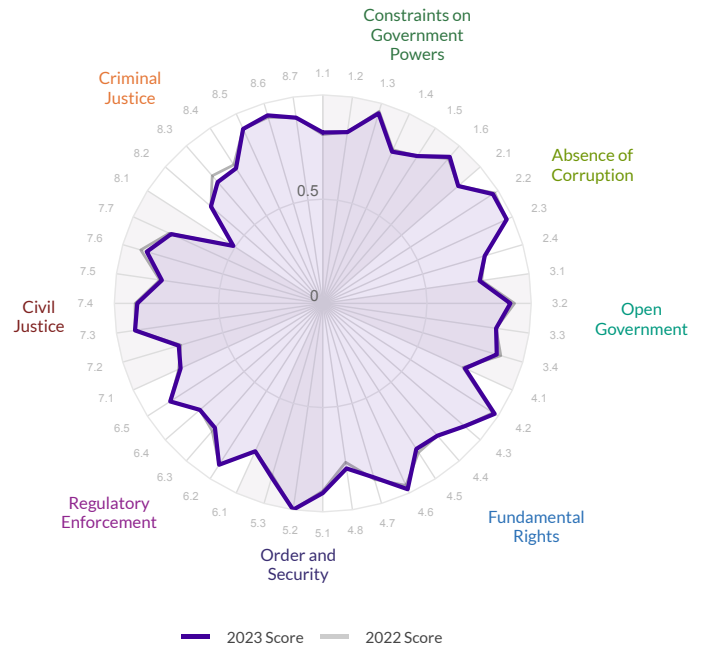
# Sweden

Region: EU, EFTA, and North America  
Income Group: High

The scores range from 0 to 1, where 1 signifies the highest possible score and 0 signifies the lowest possible score.

Overall Score	Regional Rank	Income Rank	Global Rank
<b>0.85</b>	<b>4/31</b>	<b>4/46</b>	<b>4/142</b>
Score Change	Rank Change		
<b>0.00</b>	<b>0</b>		

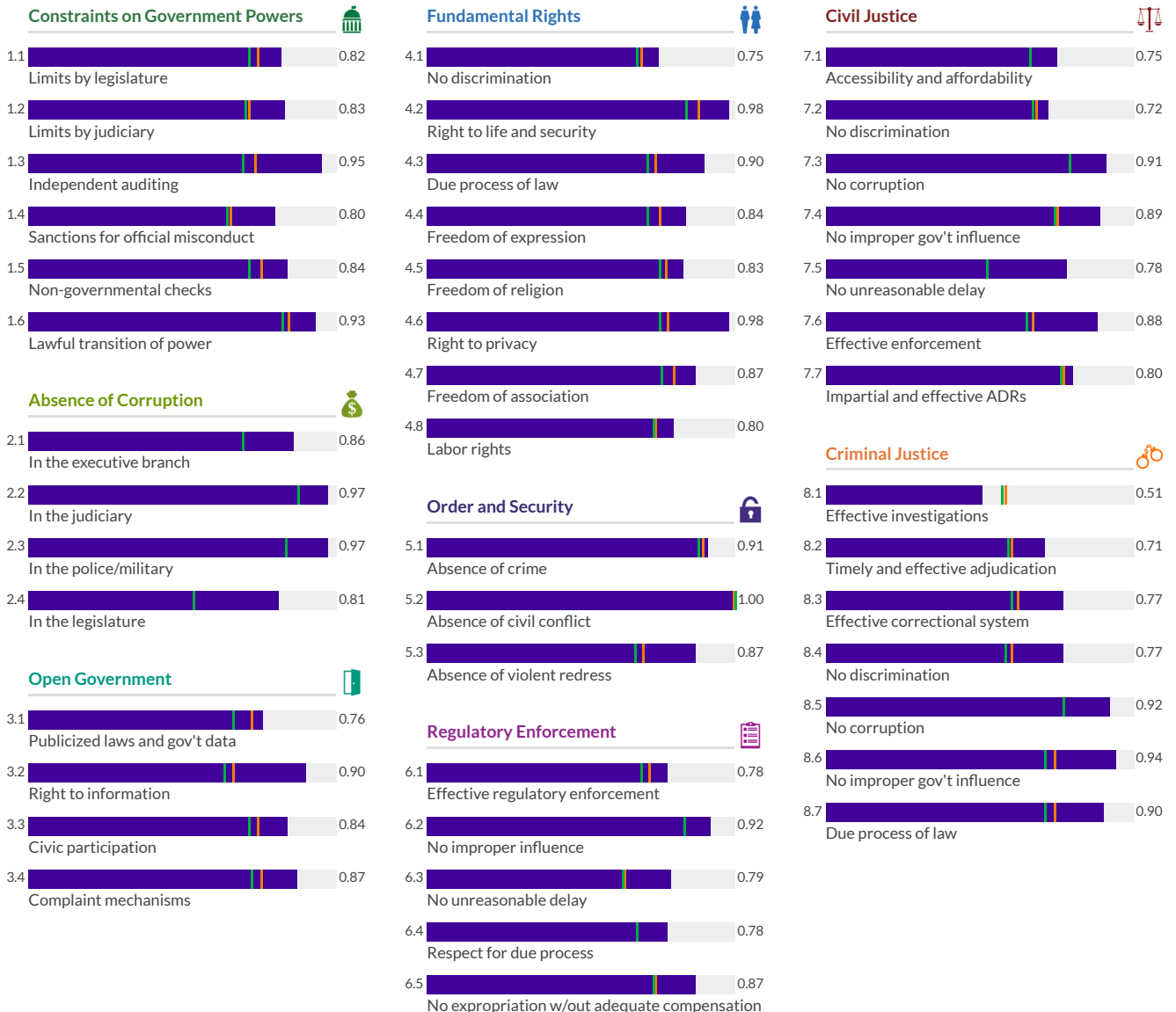
	Factor Score	Score Change	Regional Rank	Income Rank	Global Rank
Constraints on Government Powers	0.86	0.00	5/31	5/46	5/142
Absence of Corruption	0.90	0.00	3/31	4/46	4/142
Open Government	0.84	-0.01	4/31	4/46	4/142
Fundamental Rights	0.87	0.00	4/31	4/46	4/142
Order and Security	0.92	0.00	5/31	7/46	7/142
Regulatory Enforcement	0.83	0.00	7/31	9/46	9/142
Civil Justice	0.82	-0.01	5/31	5/46	5/142
Criminal Justice	0.79	-0.01	4/31	4/46	4/142



\* Indicates statistically significant change at the 10 percent level

Low Medium High

Sweden EU, EFTA, and North America High



# Tanzania

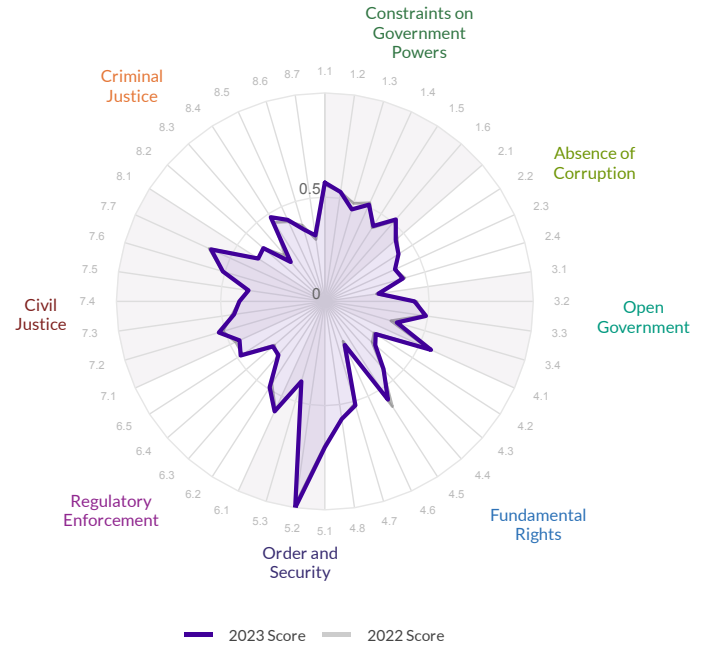
Region: Sub-Saharan Africa  
Income Group: Lower-Middle

The scores range from 0 to 1, where 1 signifies the highest possible score and 0 signifies the lowest possible score.

Overall Score	Regional Rank	Income Rank	Global Rank
0.47	12/34	15/37	98/142

Score Change	Rank Change
0.00	2▲

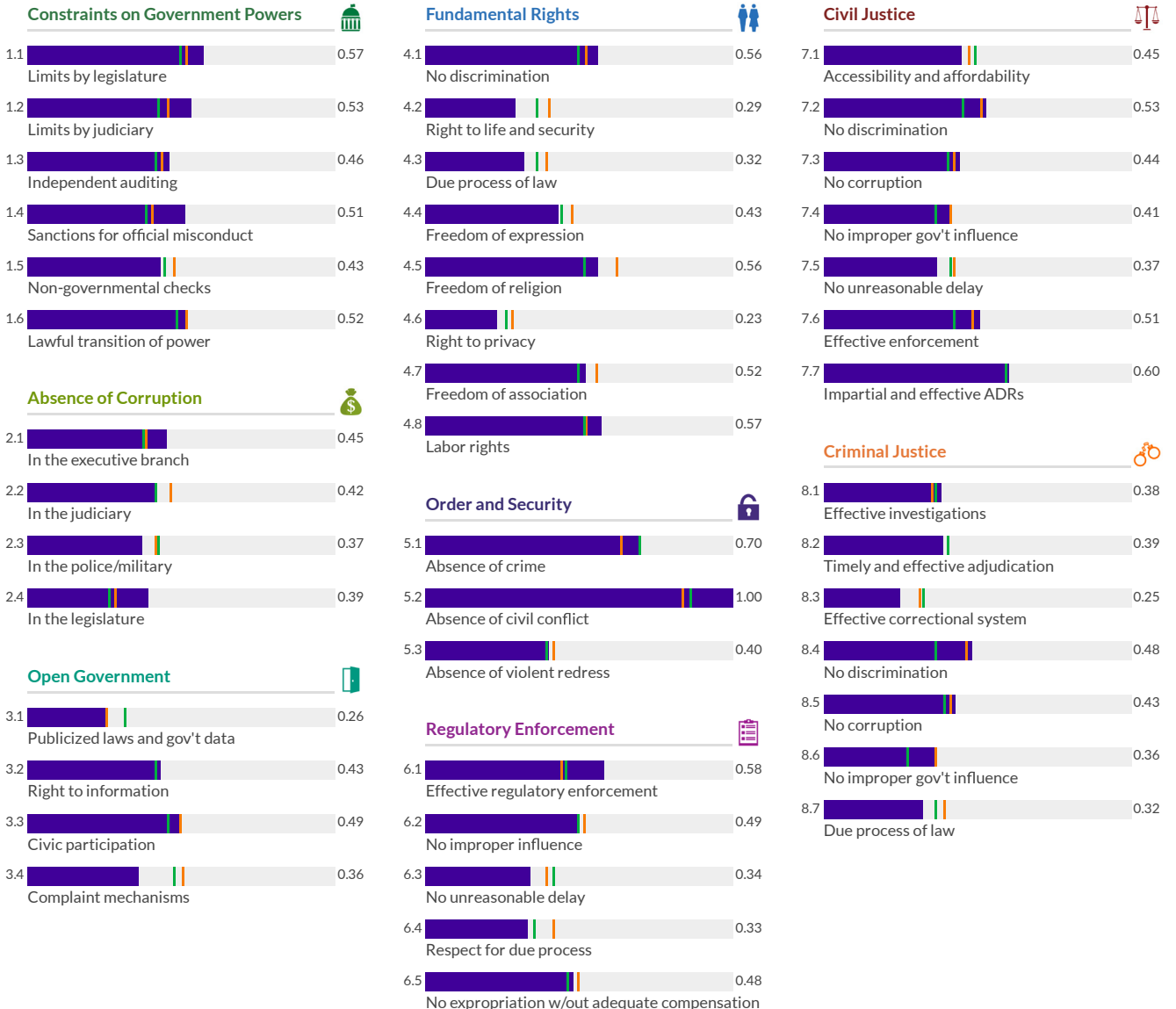
	Factor Score	Score Change	Regional Rank	Income Rank	Global Rank
Constraints on Government Powers	0.50	0.00	11/34	9/37	79/142
Absence of Corruption	0.41	0.00	13/34	12/37	93/142
Open Government	0.39	0.01	18/34	23/37	113/142
Fundamental Rights	0.44	0.01	21/34	20/37	112/142
Order and Security	0.70	0.01	10/34	12/37	83/142
Regulatory Enforcement	0.44	0.01	17/34	17/37	101/142
Civil Justice	0.47	0.00	13/34	14/37	90/142
Criminal Justice	0.37	0.00	15/34	15/37	94/142



\* Indicates statistically significant change at the 10 percent level

■ Low    ■ Medium    ■ High

■ Tanzania    ■ Sub-Saharan Africa    ■ Lower-Middle



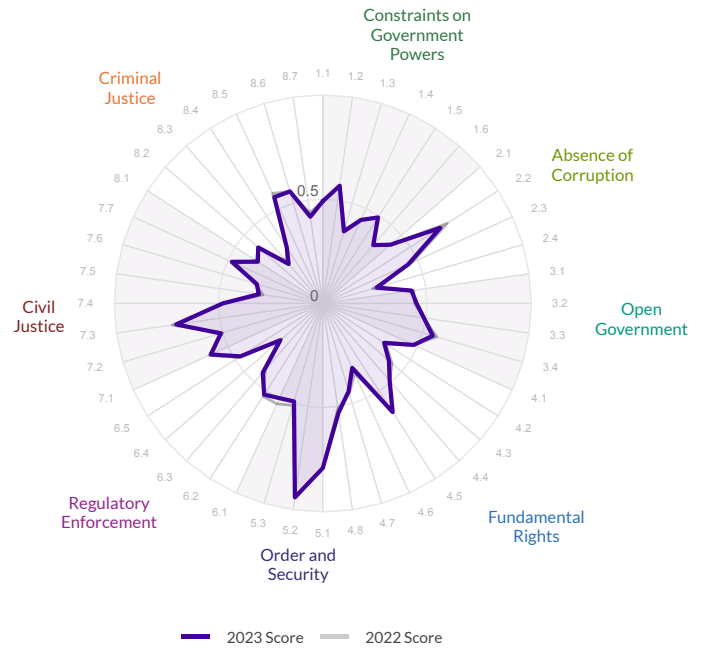
# Thailand

Region: East Asia and Pacific  
Income Group: Upper-Middle

The scores range from 0 to 1, where 1 signifies the highest possible score and 0 signifies the lowest possible score.

Overall Score	Regional Rank	Income Rank	Global Rank
<b>0.49</b>	<b>10/15</b>	<b>25/41</b>	<b>82/142</b>
Score Change	Rank Change		
<b>-0.01 ▾</b>	<b>0</b>		

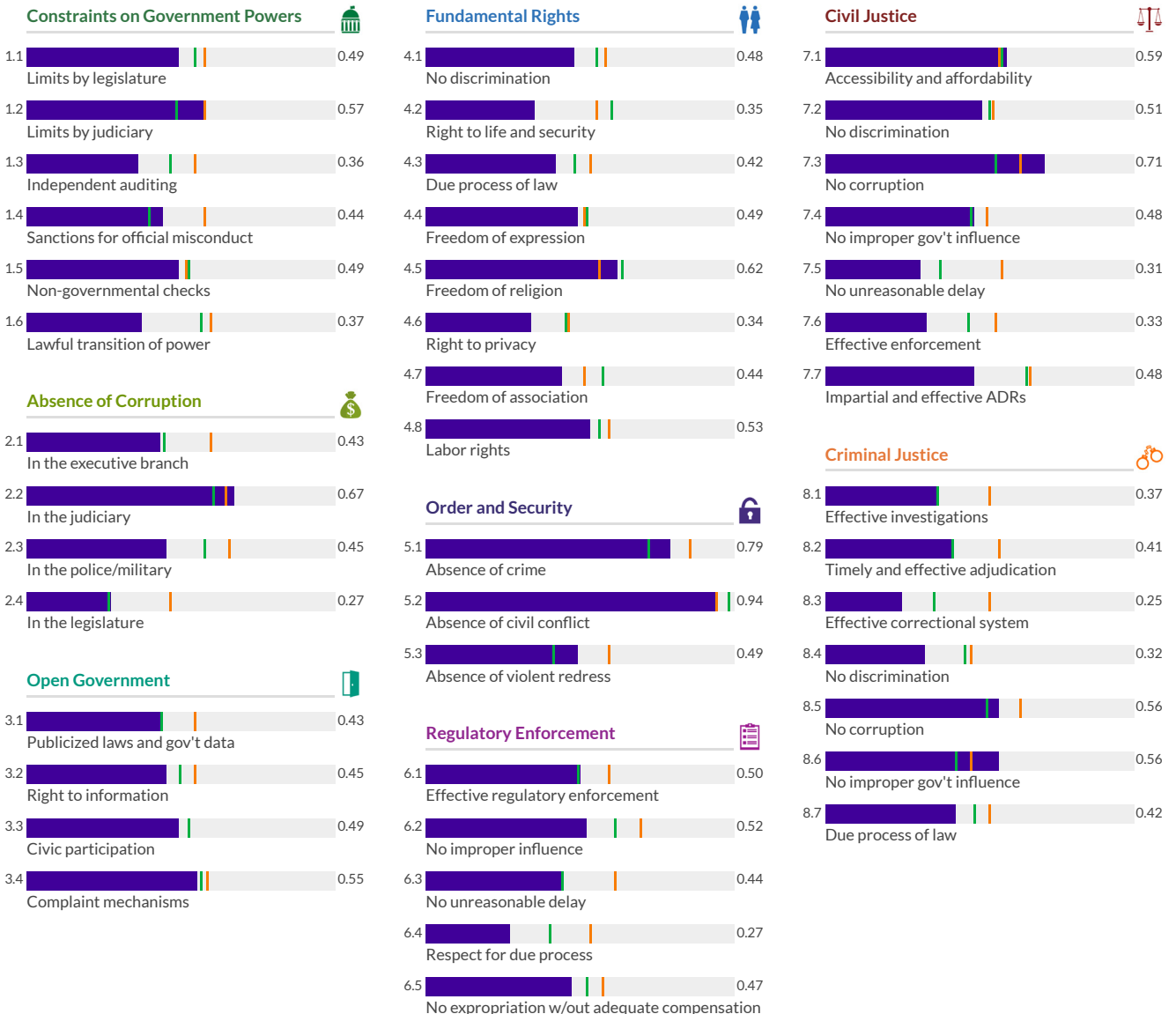
	Factor Score	Score Change	Regional Rank	Income Rank	Global Rank
Constraints on Government Powers	0.45	0.00	11/15	30/41	100/142
Absence of Corruption	0.45	-0.01	9/15	21/41	72/142
Open Government	0.48	0.00	9/15	24/41	77/142
Fundamental Rights	0.46	-0.01	10/15	34/41	101/142
Order and Security	0.74	-0.01	11/15	19/41	65/142
Regulatory Enforcement	0.44	-0.01	12/15	34/41	103/142
Civil Justice	0.49	0.00	10/15	28/41	87/142
Criminal Justice	0.41	-0.01	11/15	22/41	76/142



\* Indicates statistically significant change at the 10 percent level

Low Medium High

Thailand East Asia and Pacific Upper-Middle





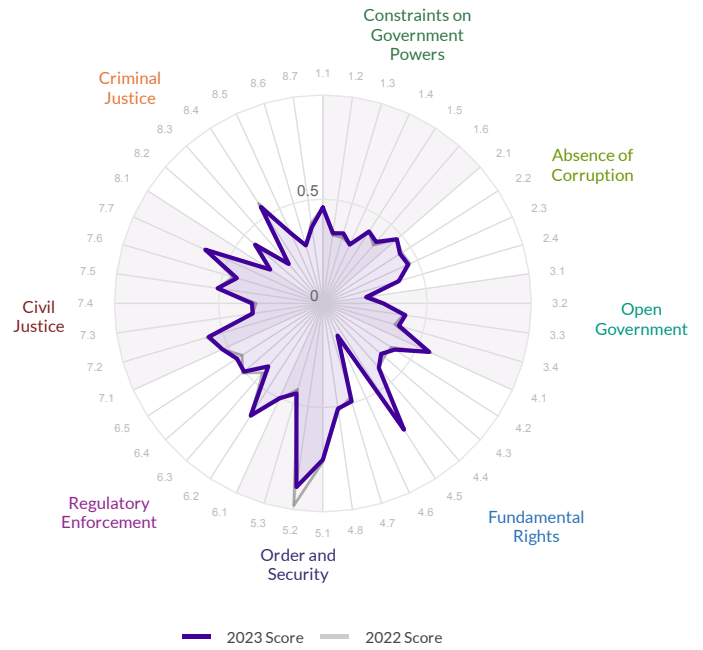
The scores range from 0 to 1, where 1 signifies the highest possible score and 0 signifies the lowest possible score.

Overall Score	Regional Rank	Income Rank	Global Rank
0.45	14/34	5/18	102/142
Score Change	Rank Change		
-0.01 ▾	1 ▲		

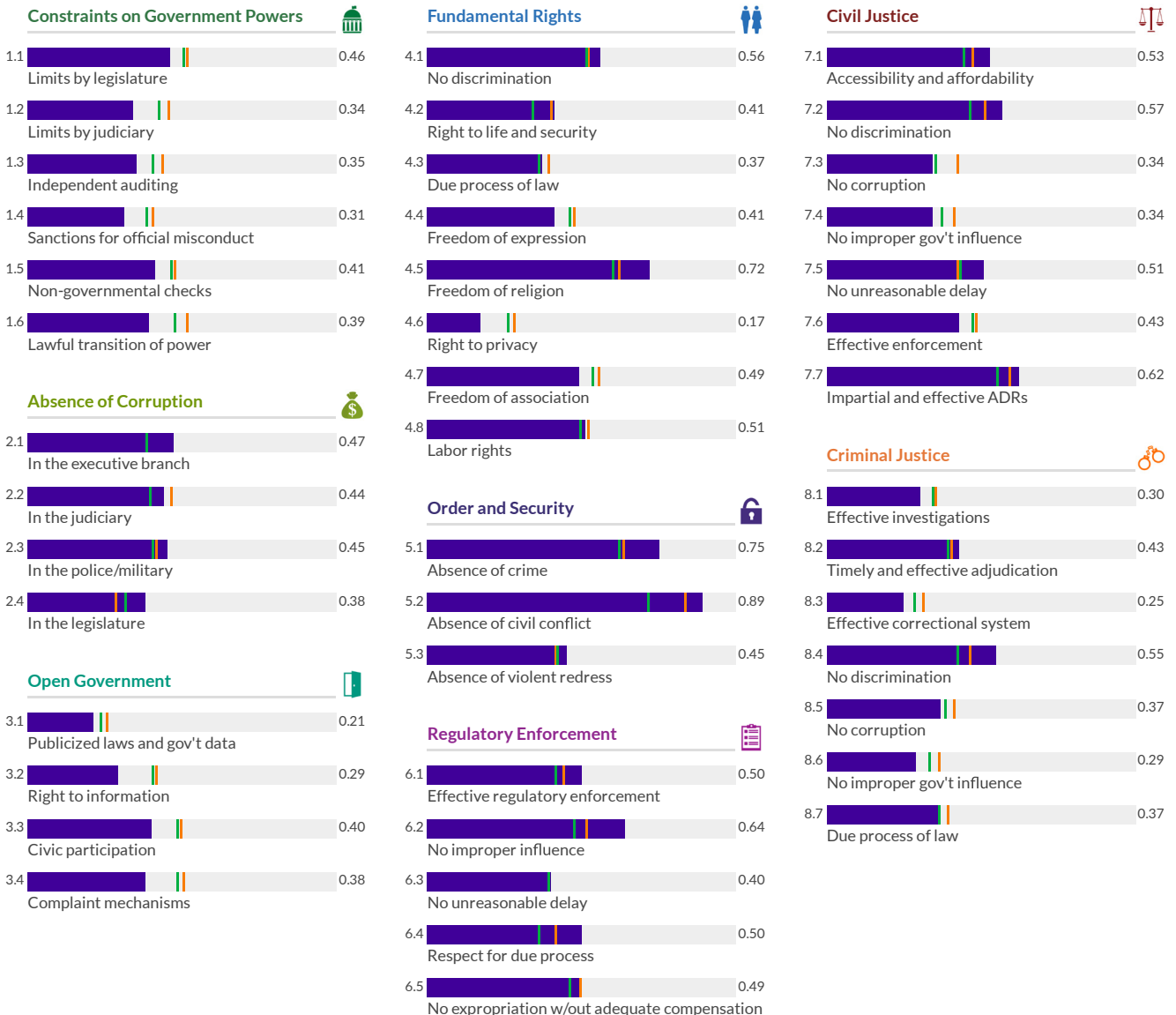
	Factor Score	Score Change	Regional Rank	Income Rank	Global Rank
Constraints on Government Powers	0.38	0.01	27/34	15/18	118/142
Absence of Corruption	0.43	-0.01	10/34	4/18	82/142
Open Government	0.32	0.00	32/34	17/18	134/142
Fundamental Rights	0.46	0.00	19/34	11/18	104/142
Order and Security	0.70	-0.03*	11/34	4/18	86/142
Regulatory Enforcement	0.51	-0.01	9/34	2/18	65/142
Civil Justice	0.48	0.00	12/34	4/18	88/142
Criminal Justice	0.36	-0.01	16/34	6/18	96/142

\* Indicates statistically significant change at the 10 percent level

Low Medium High



Togo Sub-Saharan Africa Low



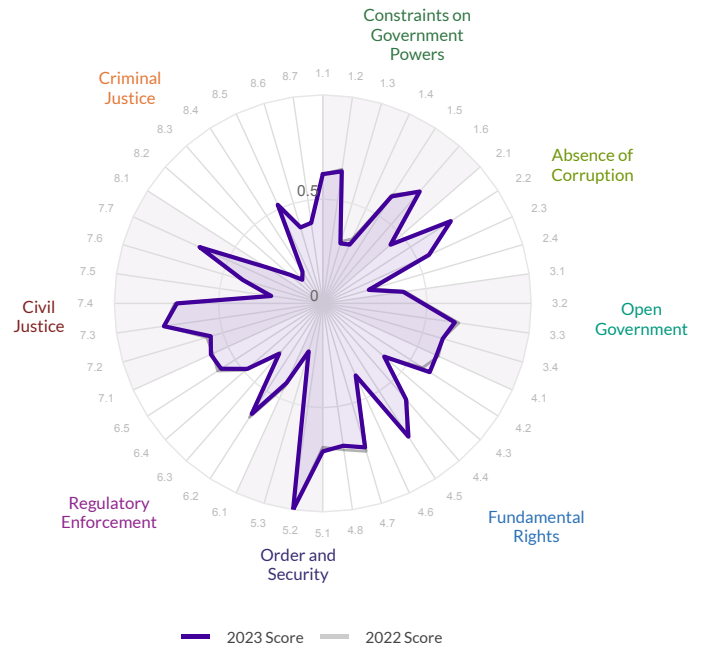
# Trinidad and Tobago

Region: Latin America and Caribbean  
Income Group: High

The scores range from 0 to 1, where 1 signifies the highest possible score and 0 signifies the lowest possible score.

Overall Score	Regional Rank	Income Rank	Global Rank
0.52	14/32	44/46	70/142
Score Change	Rank Change		
0.00	-1 ▼		

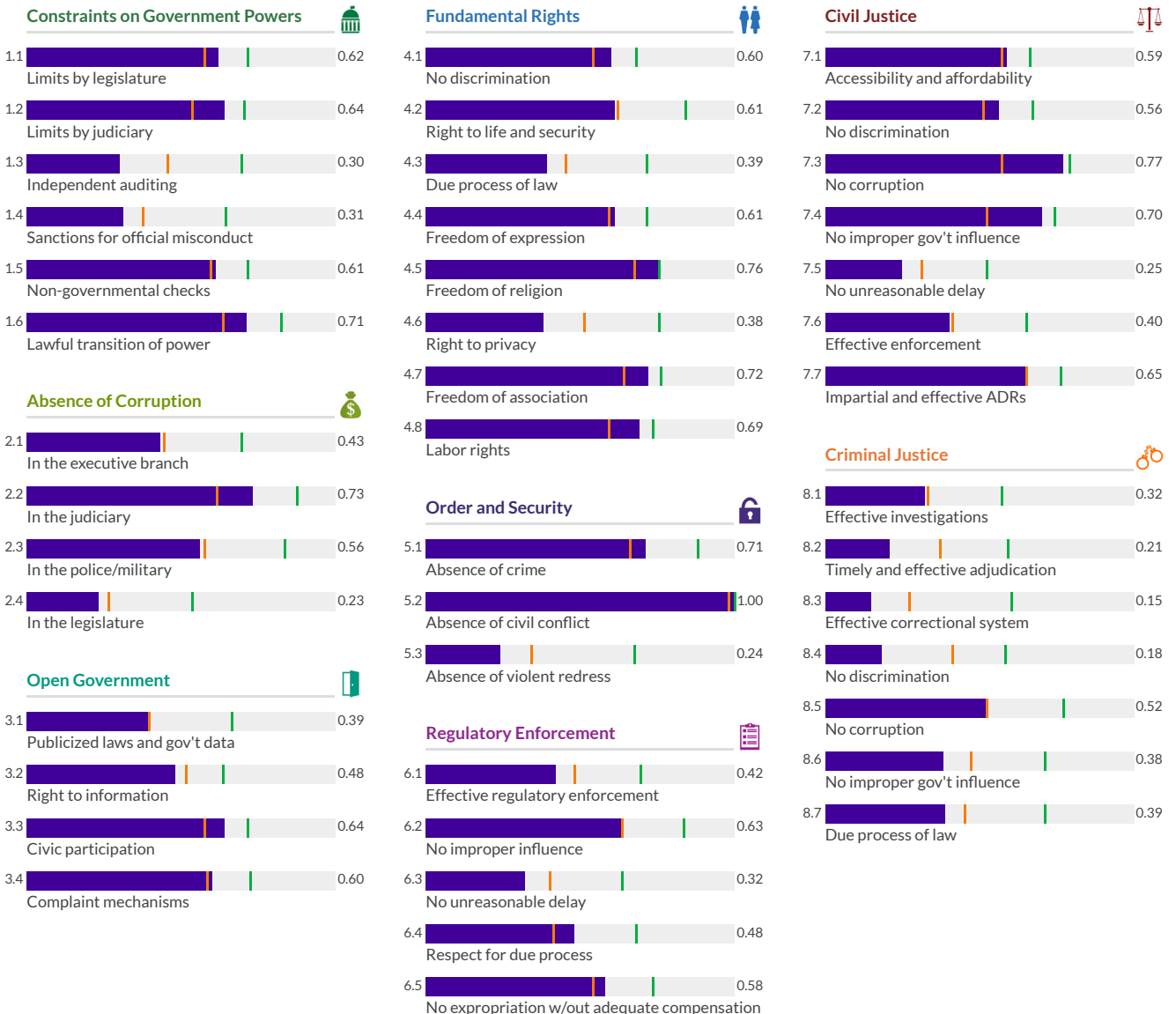
	Factor Score	Score Change	Regional Rank	Income Rank	Global Rank
Constraints on Government Powers	0.53	-0.01	16/32	45/46	68/142
Absence of Corruption	0.49	-0.01	13/32	45/46	61/142
Open Government	0.53	-0.01	14/32	40/46	60/142
Fundamental Rights	0.59	0.00	16/32	43/46	61/142
Order and Security	0.65	0.01	17/32	46/46	102/142
Regulatory Enforcement	0.49	-0.01	16/32	45/46	72/142
Civil Justice	0.56	-0.01	12/32	43/46	59/142
Criminal Justice	0.31	0.00	23/32	46/46	121/142



\* Indicates statistically significant change at the 10 percent level

Low Medium High

Trinidad and Tobago Latin America and Caribbean High



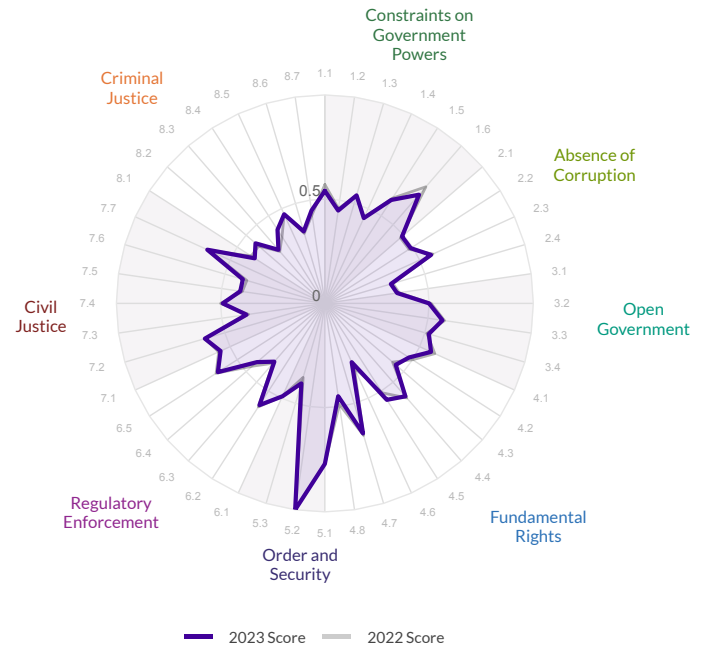
# Tunisia

Region: Middle East and North Africa  
Income Group: Lower-Middle

The scores range from 0 to 1, where 1 signifies the highest possible score and 0 signifies the lowest possible score.

Overall Score	Regional Rank	Income Rank	Global Rank
0.52	4/9	6/37	72/142
Score Change	Rank Change		
0.00	1▲		

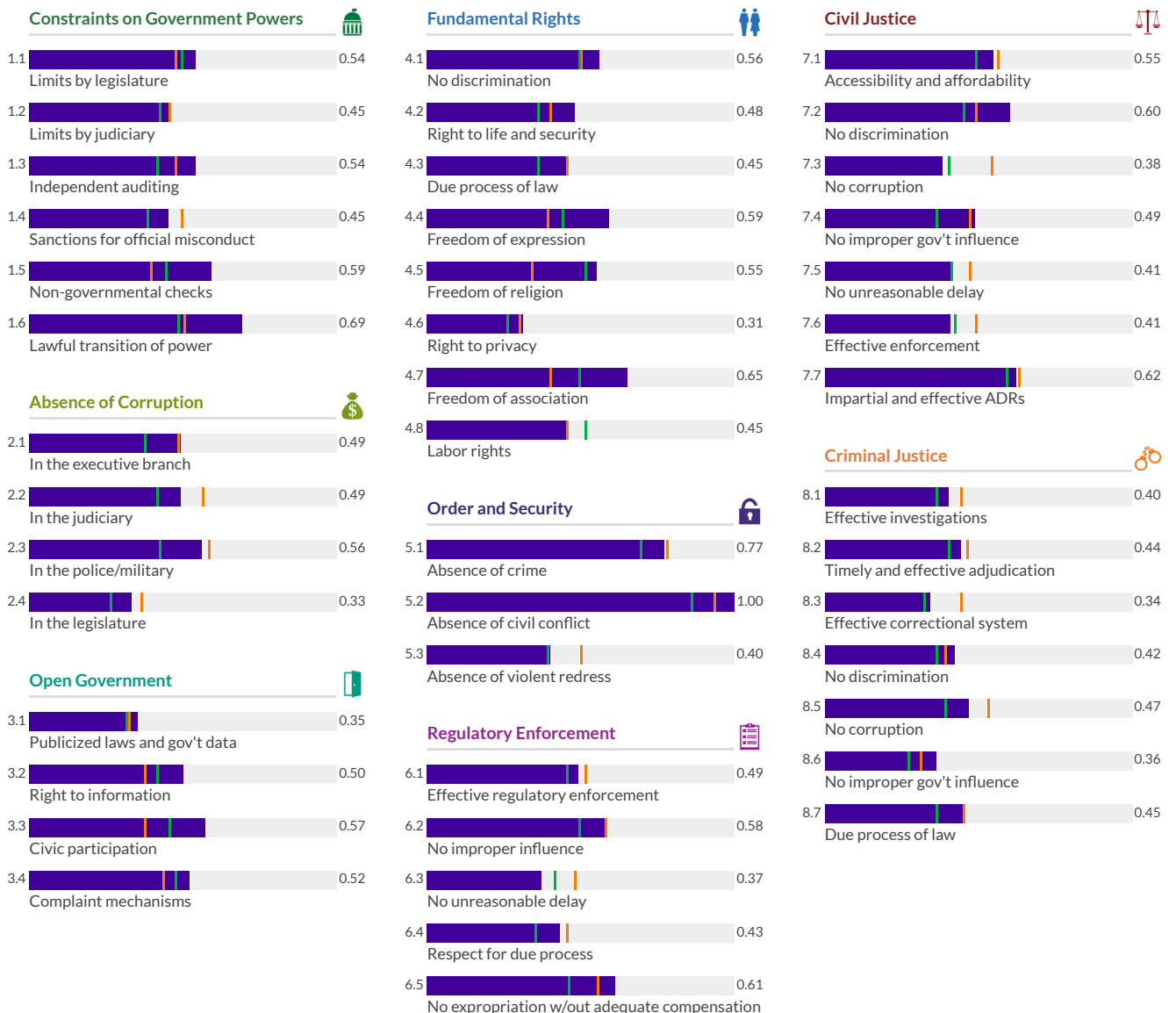
	Factor Score	Score Change	Regional Rank	Income Rank	Global Rank
Constraints on Government Powers	0.54	-0.02	3/9	6/37	64/142
Absence of Corruption	0.47	0.00	4/9	4/37	68/142
Open Government	0.48	0.00	1/9	10/37	75/142
Fundamental Rights	0.51	-0.01	1/9	7/37	84/142
Order and Security	0.72	0.01	5/9	8/37	71/142
Regulatory Enforcement	0.50	-0.01	5/9	6/37	67/142
Civil Justice	0.49	0.01	7/9	10/37	81/142
Criminal Justice	0.41	0.01	4/9	8/37	77/142



\* Indicates statistically significant change at the 10 percent level

Low Medium High

Tunisia Middle East and North Africa Lower-Middle



# Türkiye

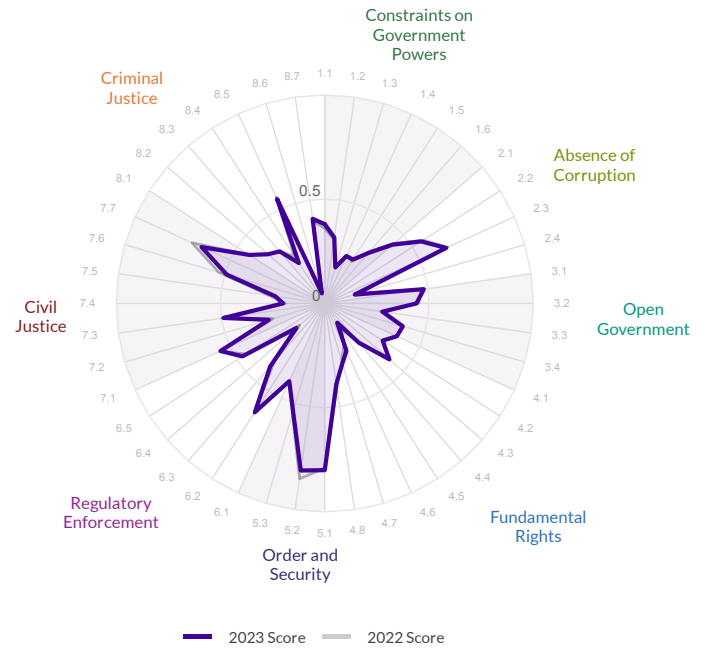
Region: Eastern Europe and Central Asia  
Income Group: Upper-Middle

The scores range from 0 to 1, where 1 signifies the highest possible score and 0 signifies the lowest possible score.

Overall Score	Regional Rank	Income Rank	Global Rank
0.41	15/15	39/41	117/142

Score Change	Rank Change
0.00	1▲

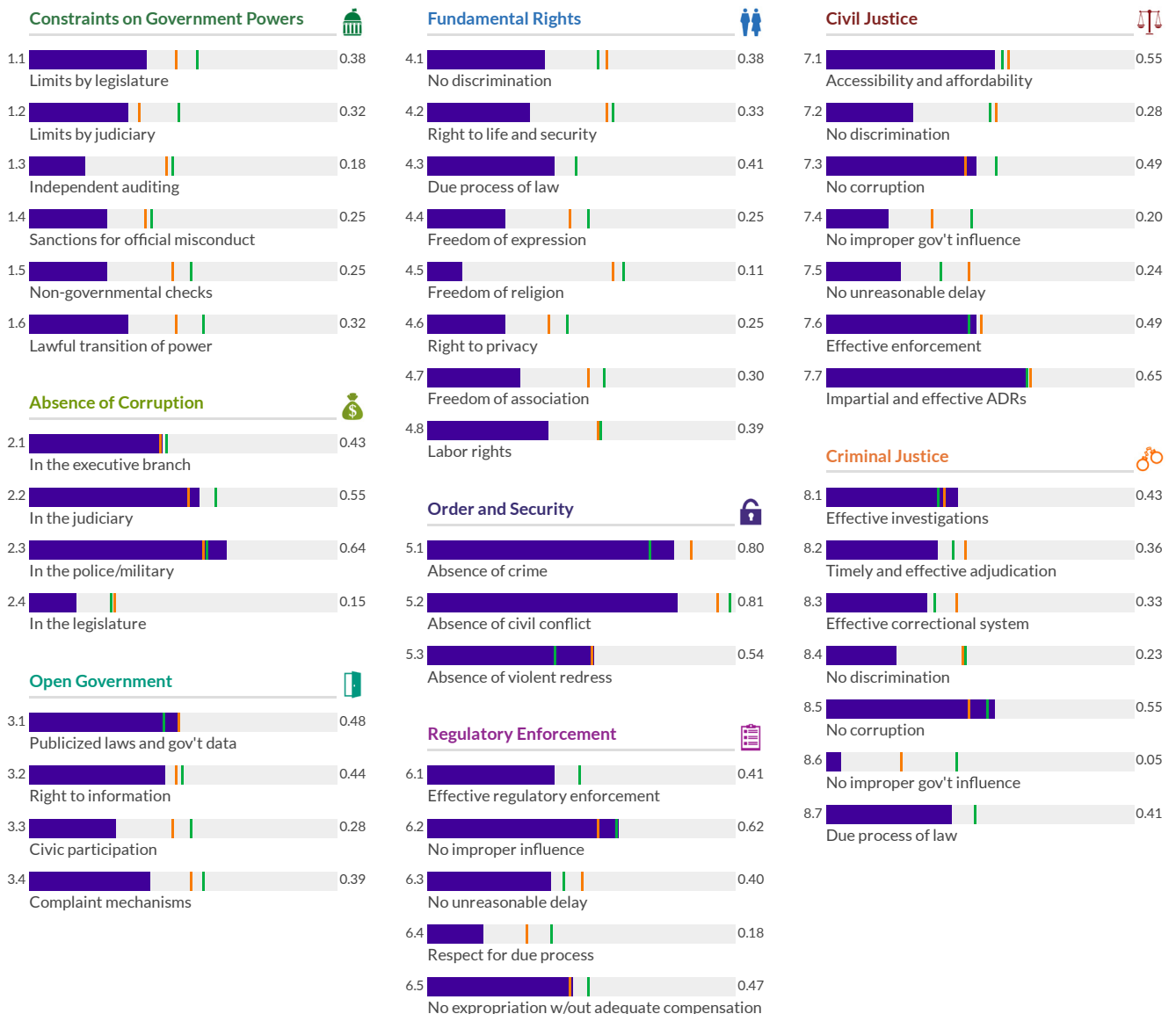
Factor	Score	Score Change	Regional Rank	Income Rank	Global Rank
Constraints on Government Powers	0.28	0.01	14/15	39/41	137/142
Absence of Corruption	0.44	-0.01	8/15	25/41	77/142
Open Government	0.40	0.00	13/15	35/41	107/142
Fundamental Rights	0.30	0.00	15/15	39/41	133/142
Order and Security	0.72	-0.01	13/15	23/41	75/142
Regulatory Enforcement	0.42	0.01	14/15	38/41	116/142
Civil Justice	0.41	-0.01	15/15	36/41	119/142
Criminal Justice	0.34	-0.01	13/15	31/41	107/142



\* Indicates statistically significant change at the 10 percent level

Low Medium High

Türkiye Eastern Europe and Central Asia Upper-Middle



# Uganda

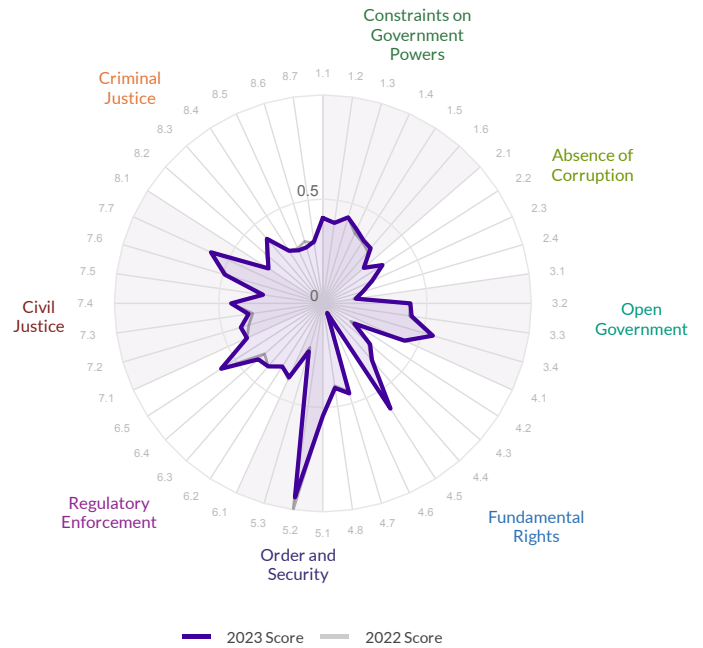
Region: Sub-Saharan Africa  
Income Group: Low

The scores range from 0 to 1, where 1 signifies the highest possible score and 0 signifies the lowest possible score.

Overall Score	Regional Rank	Income Rank	Global Rank
0.39	28/34	13/18	125/142

Score Change	Rank Change
0.00	5▲

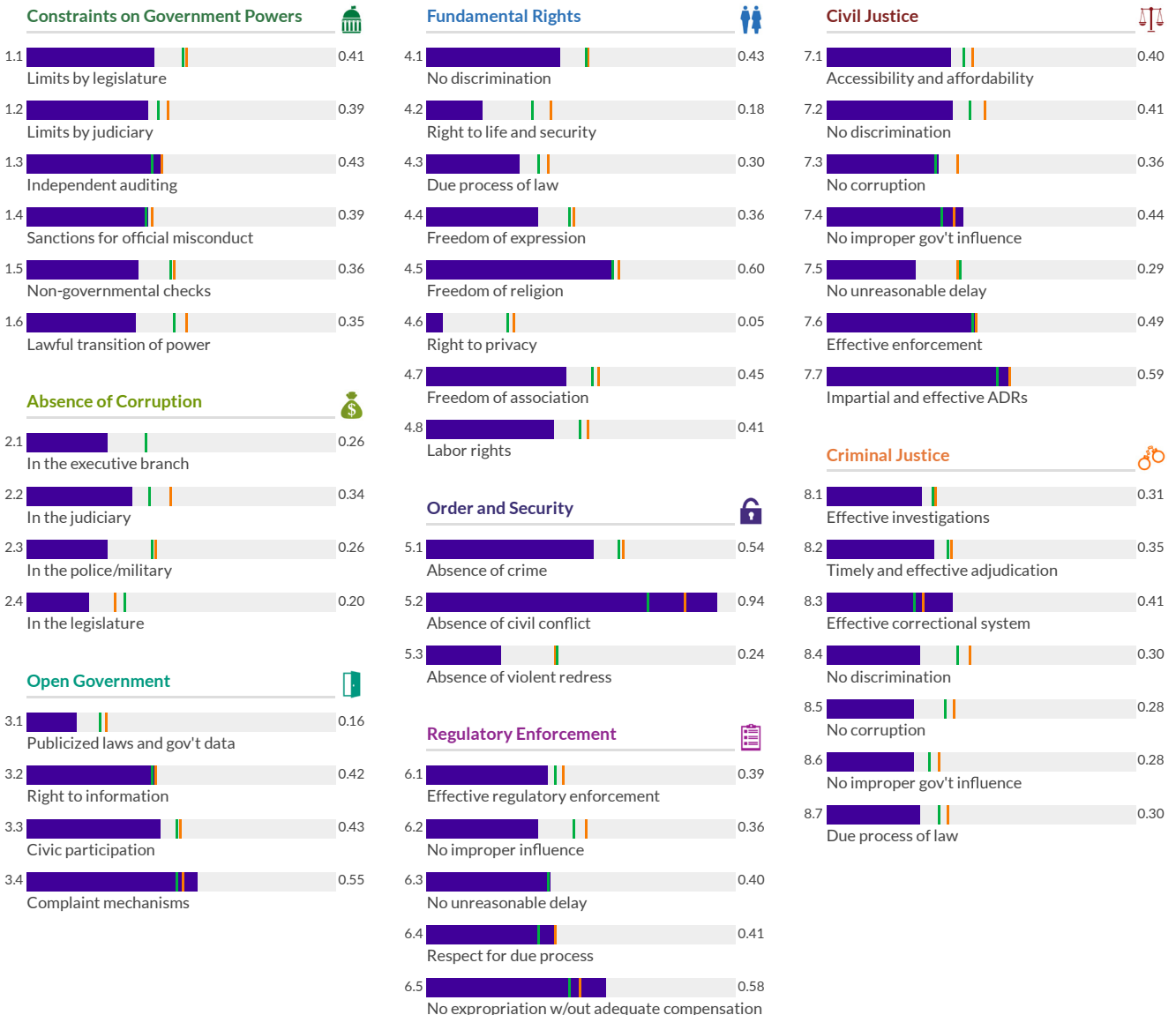
	Factor Score	Score Change	Regional Rank	Income Rank	Global Rank
Constraints on Government Powers	0.39	0.01	24/34	13/18	114/142
Absence of Corruption	0.26	0.00	31/34	17/18	135/142
Open Government	0.39	0.00	17/34	8/18	112/142
Fundamental Rights	0.35	0.00	31/34	15/18	129/142
Order and Security	0.57	-0.01*	26/34	11/18	128/142
Regulatory Enforcement	0.43	0.00	20/34	7/18	111/142
Civil Justice	0.42	0.01	24/34	10/18	115/142
Criminal Justice	0.32	-0.01	27/34	13/18	119/142



\* Indicates statistically significant change at the 10 percent level

Low Medium High

Uganda Sub-Saharan Africa Low



# Ukraine

Region: Eastern Europe and Central Asia  
Income Group: Lower-Middle

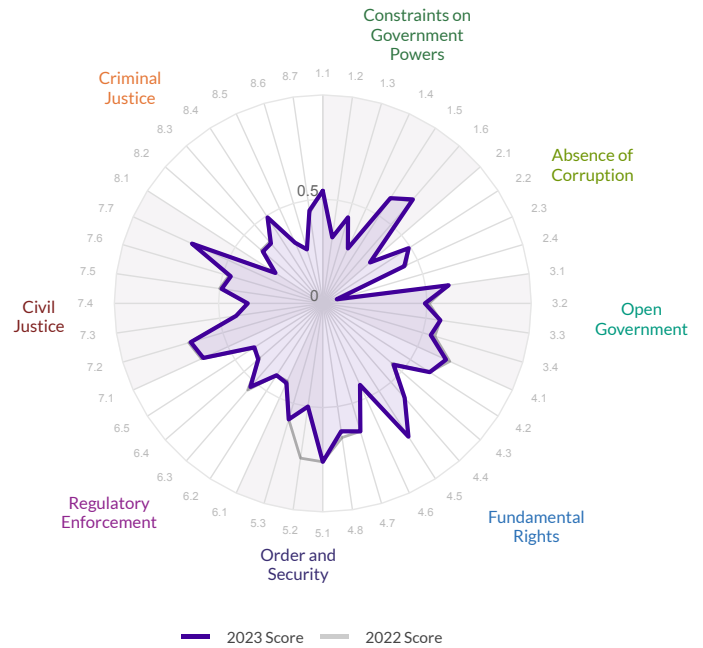
The scores range from 0 to 1, where 1 signifies the highest possible score and 0 signifies the lowest possible score.

Overall Score	Regional Rank	Income Rank	Global Rank
0.49	9/15	12/37	89/142
Score Change	Rank Change		
-0.01 ▾	-11 ▾		

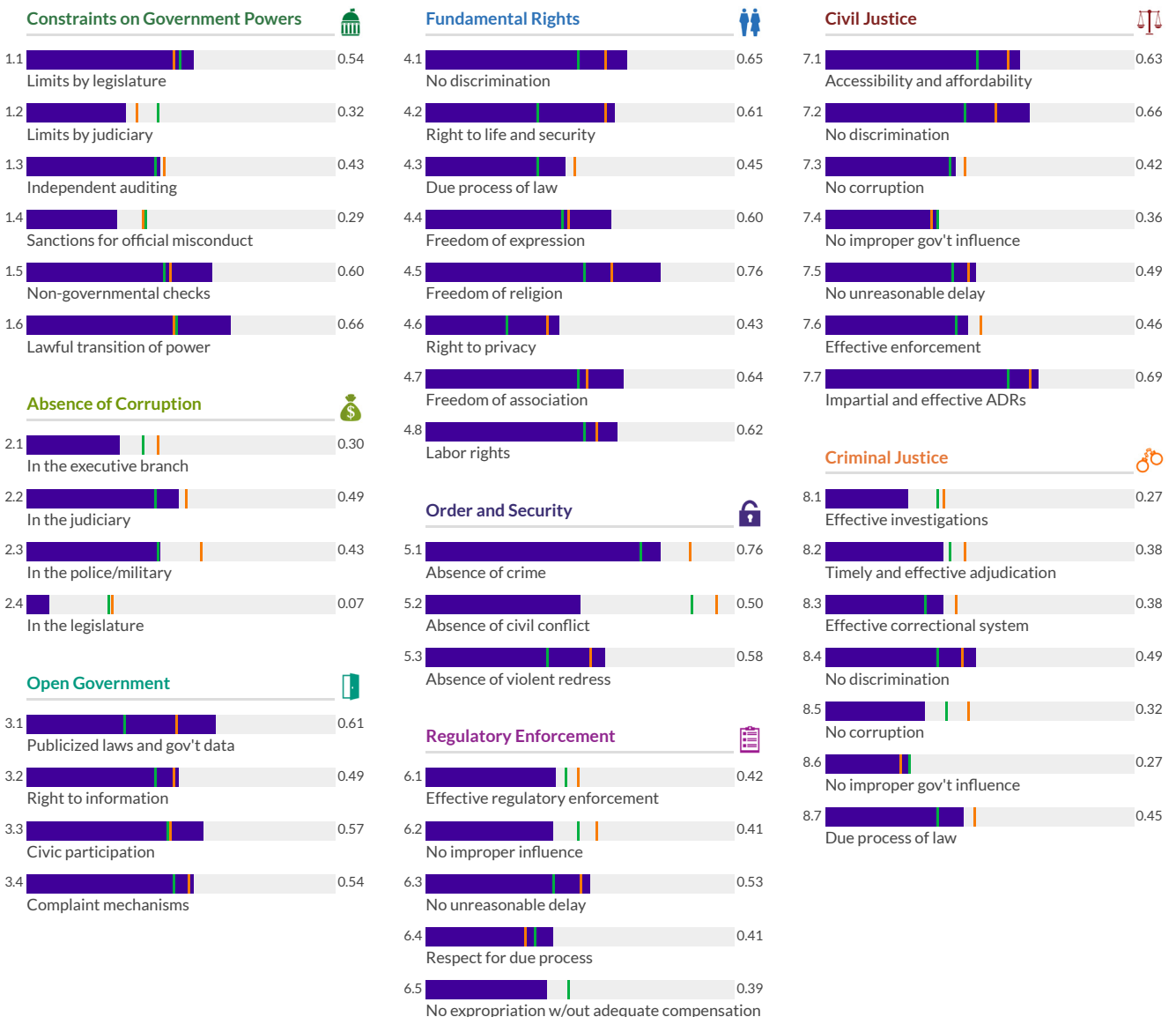
	Factor Score	Score Change	Regional Rank	Income Rank	Global Rank
Constraints on Government Powers	0.47	0.00	5/15	16/37	94/142
Absence of Corruption	0.33	0.00	14/15	24/37	118/142
Open Government	0.55	-0.01	4/15	3/37	55/142
Fundamental Rights	0.59	-0.01	5/15	1/37	59/142
Order and Security	0.61	-0.08*	15/15	29/37	118/142
Regulatory Enforcement	0.43	0.00	12/15	21/37	108/142
Civil Justice	0.53	-0.01	5/15	5/37	69/142
Criminal Justice	0.36	0.00	12/15	17/37	97/142

\* Indicates statistically significant change at the 10 percent level

Low Medium High



Ukraine Eastern Europe and Central Asia Lower-Middle



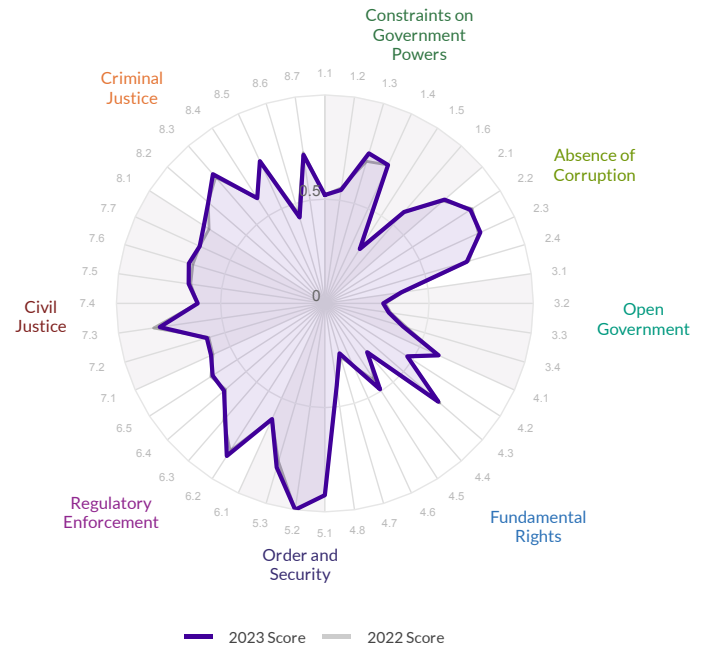
# United Arab Emirates

Region: Middle East and North Africa  
Income Group: High

The scores range from 0 to 1, where 1 signifies the highest possible score and 0 signifies the lowest possible score.

Overall Score	Regional Rank	Income Rank	Global Rank
0.64	1/9	36/46	37/142
Score Change	Rank Change		
0.00	0		

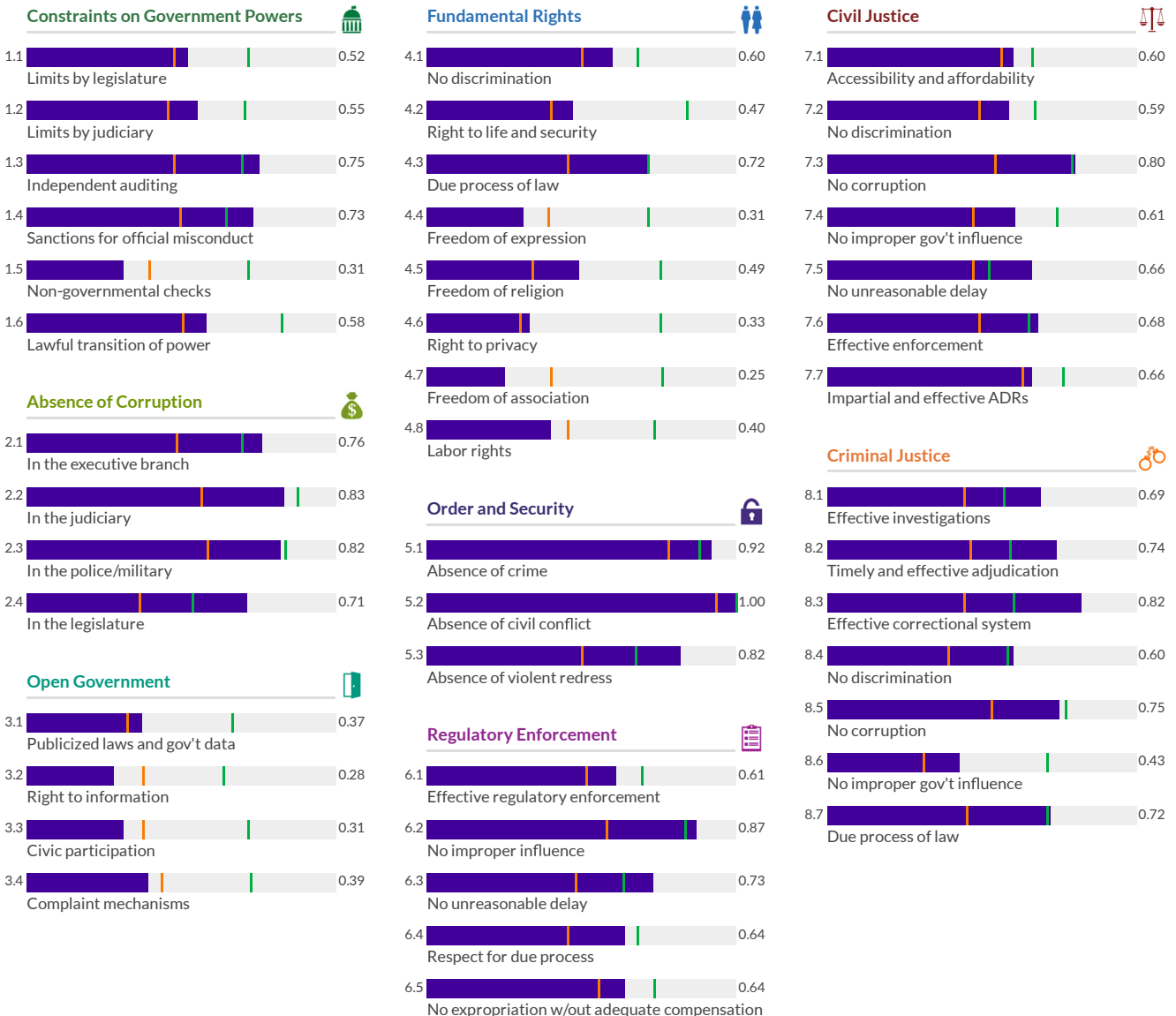
	Factor Score	Score Change	Regional Rank	Income Rank	Global Rank
Constraints on Government Powers	0.57	0.00	1/9	40/46	54/142
Absence of Corruption	0.78	0.00	1/9	19/46	19/142
Open Government	0.34	-0.01	7/9	46/46	129/142
Fundamental Rights	0.45	0.00	5/9	46/46	108/142
Order and Security	0.91	0.01	1/9	10/46	10/142
Regulatory Enforcement	0.70	0.00	1/9	26/46	26/142
Civil Justice	0.66	0.00	1/9	28/46	28/142
Criminal Justice	0.68	0.00	1/9	24/46	24/142



\* Indicates statistically significant change at the 10 percent level

Low Medium High

United Arab Emirates Middle East and North Africa High





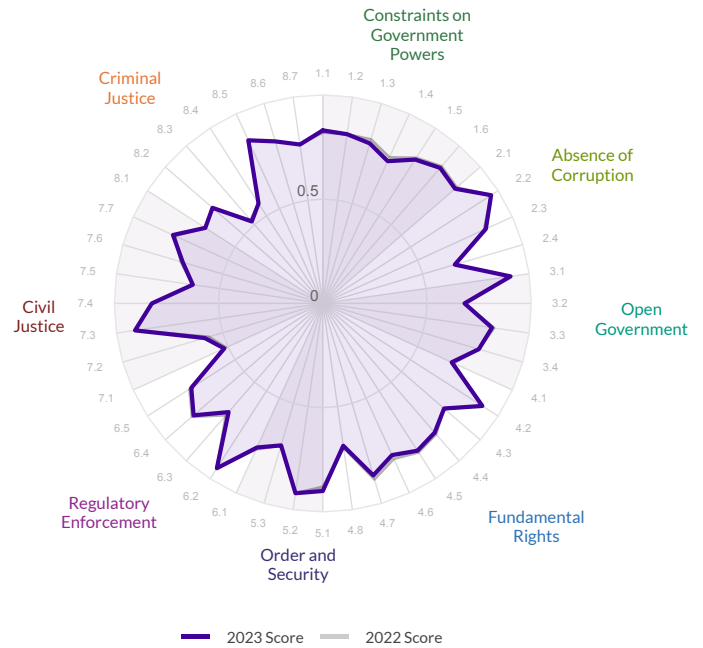
# United Kingdom

Region: EU, EFTA, and North America  
Income Group: High

The scores range from 0 to 1, where 1 signifies the highest possible score and 0 signifies the lowest possible score.

Overall Score	Regional Rank	Income Rank	Global Rank
<b>0.78</b>	<b>12/31</b>	<b>15/46</b>	<b>15/142</b>
Score Change	Rank Change		
<b>0.00</b>	<b>0</b>		

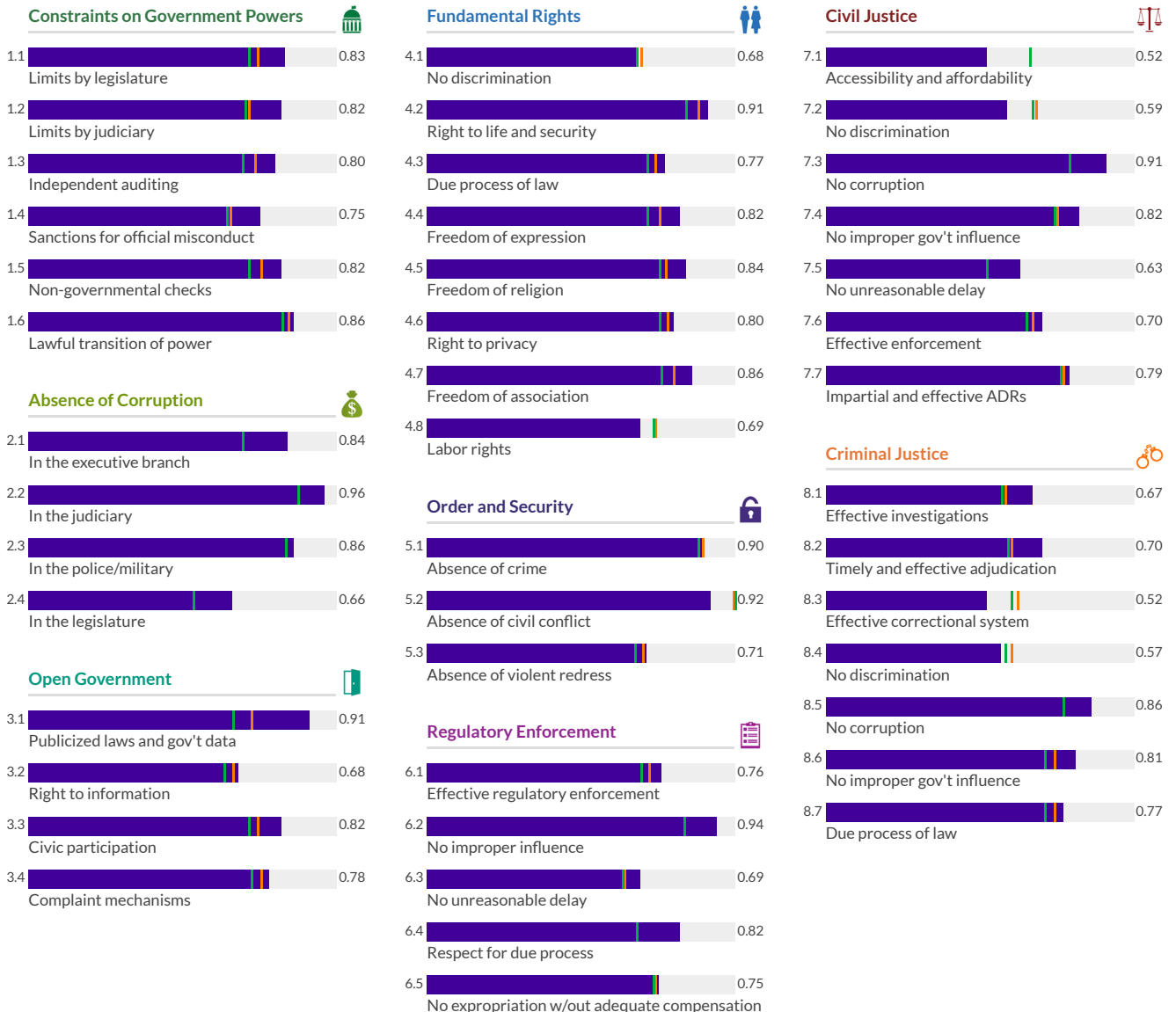
	Factor Score	Score Change	Regional Rank	Income Rank	Global Rank
Constraints on Government Powers	0.81	-0.01	13/31	15/46	15/142
Absence of Corruption	0.83	0.00	8/31	11/46	11/142
Open Government	0.79	-0.01	10/31	12/46	12/142
Fundamental Rights	0.80	-0.01	13/31	15/46	15/142
Order and Security	0.84	0.00	20/31	28/46	30/142
Regulatory Enforcement	0.79	-0.01	13/31	18/46	18/142
Civil Justice	0.71	0.00	13/31	19/46	19/142
Criminal Justice	0.70	0.00	13/31	18/46	18/142



\* Indicates statistically significant change at the 10 percent level

Low Medium High

United Kingdom EU, EFTA, and North America High



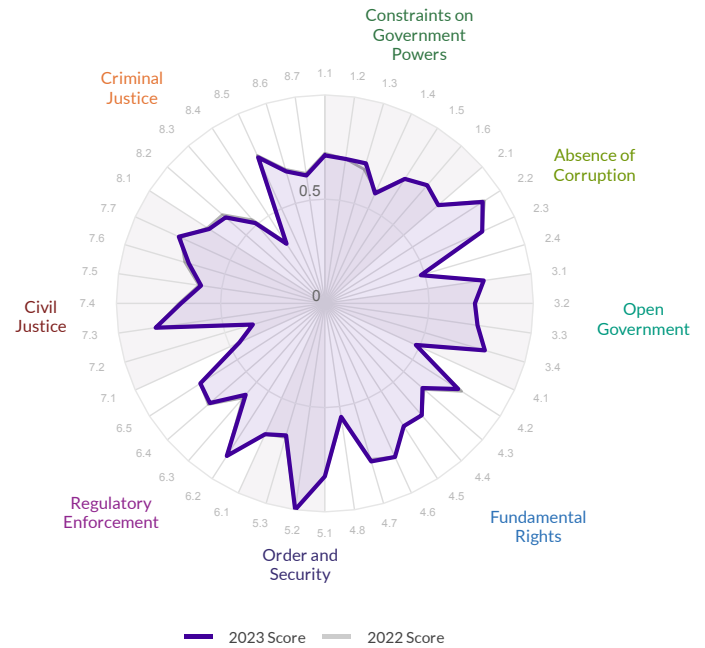
# United States

Region: EU, EFTA, and North America  
Income Group: High

The scores range from 0 to 1, where 1 signifies the highest possible score and 0 signifies the lowest possible score.

Overall Score	Regional Rank	Income Rank	Global Rank
<b>0.70</b>	<b>19/31</b>	<b>26/46</b>	<b>26/142</b>
Score Change	Rank Change		
<b>0.00</b>	<b>0</b>		

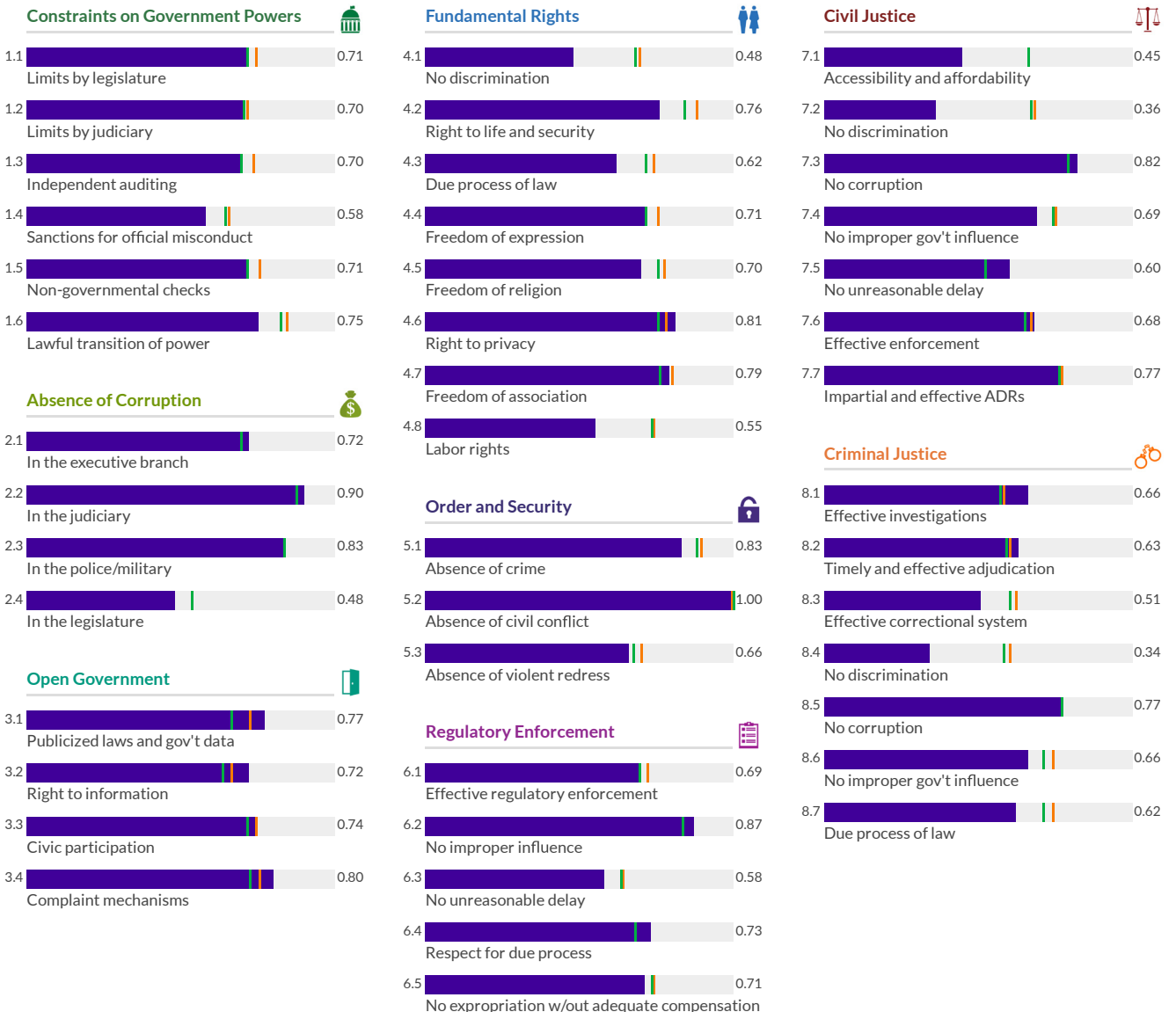
	Factor Score	Score Change	Regional Rank	Income Rank	Global Rank
Constraints on Government Powers	0.69	0.00	21/31	27/46	28/142
Absence of Corruption	0.73	0.00	15/31	22/46	22/142
Open Government	0.76	0.00	13/31	15/46	15/142
Fundamental Rights	0.68	0.00	26/31	35/46	38/142
Order and Security	0.83	-0.01	22/31	30/46	33/142
Regulatory Enforcement	0.72	0.00	16/31	22/46	22/142
Civil Justice	0.62	-0.01	22/31	33/46	38/142
Criminal Justice	0.60	-0.01	22/31	29/46	29/142



\* Indicates statistically significant change at the 10 percent level

Low Medium High

United States EU, EFTA, and North America High



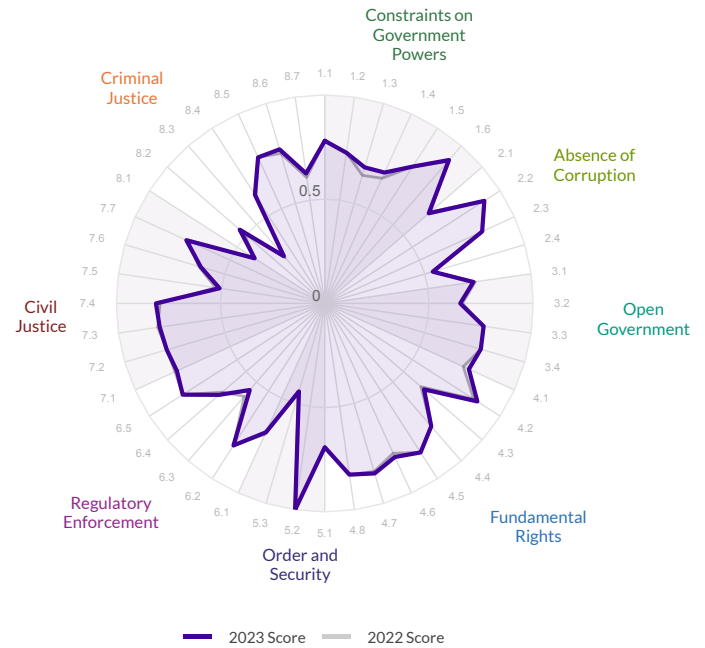
# Uruguay

Region: Latin America and Caribbean  
Income Group: High

The scores range from 0 to 1, where 1 signifies the highest possible score and 0 signifies the lowest possible score.

Overall Score	Regional Rank	Income Rank	Global Rank
<b>0.72</b>	<b>1/32</b>	<b>25/46</b>	<b>25/142</b>
Score Change	Rank Change		
<b>0.00</b>	<b>0</b>		

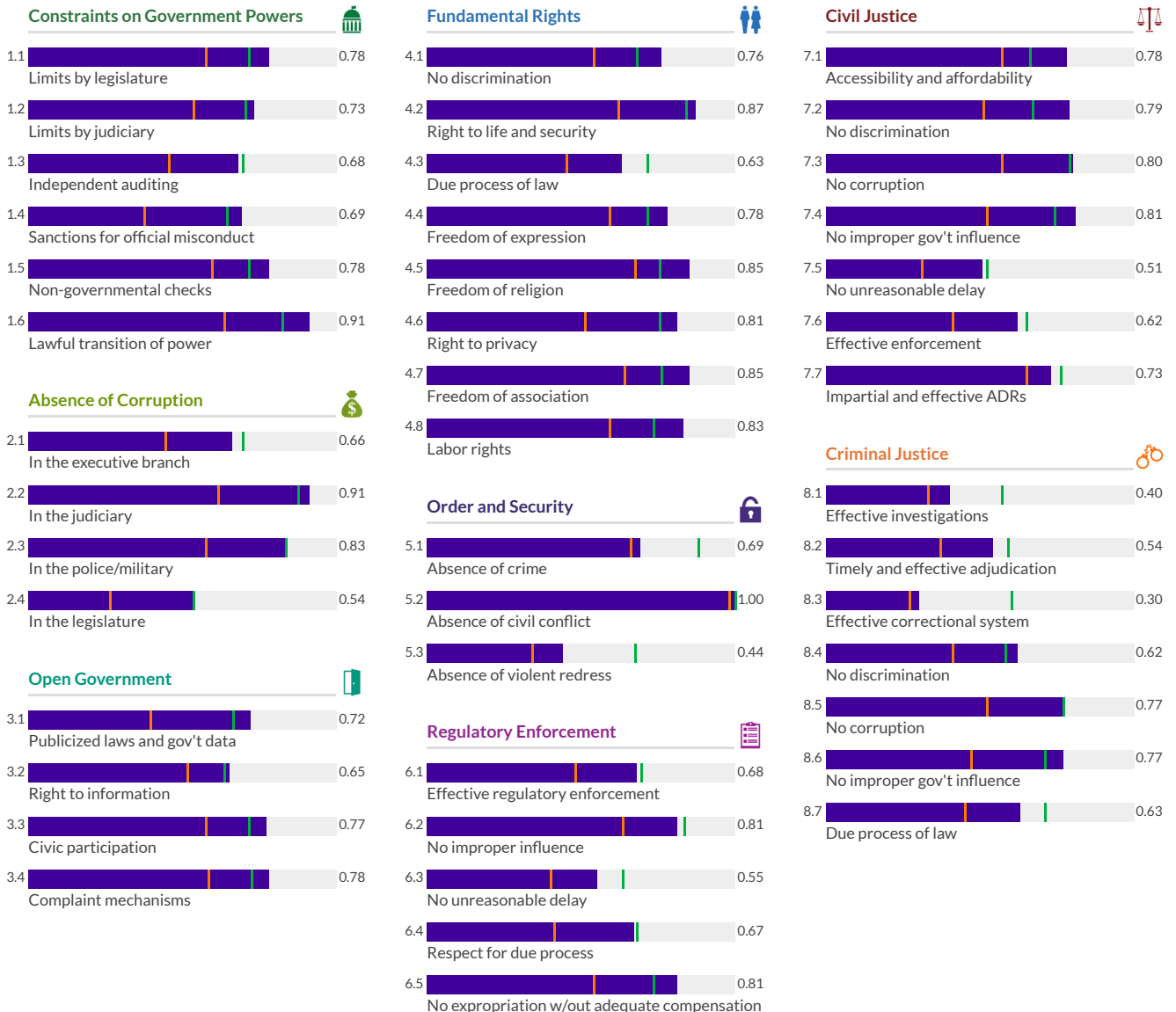
Factor	Score	Score Change	Regional Rank	Income Rank	Global Rank
Constraints on Government Powers	0.76	0.01	2/32	17/46	18/142
Absence of Corruption	0.73	0.00	1/32	21/46	21/142
Open Government	0.73	0.00	1/32	18/46	18/142
Fundamental Rights	0.80	0.01	1/32	14/46	14/142
Order and Security	0.71	-0.01	10/32	43/46	78/142
Regulatory Enforcement	0.71	0.00	1/32	25/46	25/142
Civil Justice	0.72	0.00	1/32	18/46	18/142
Criminal Justice	0.58	0.01	6/32	35/46	38/142



\* Indicates statistically significant change at the 10 percent level

Low Medium High

Uruguay Latin America and Caribbean High



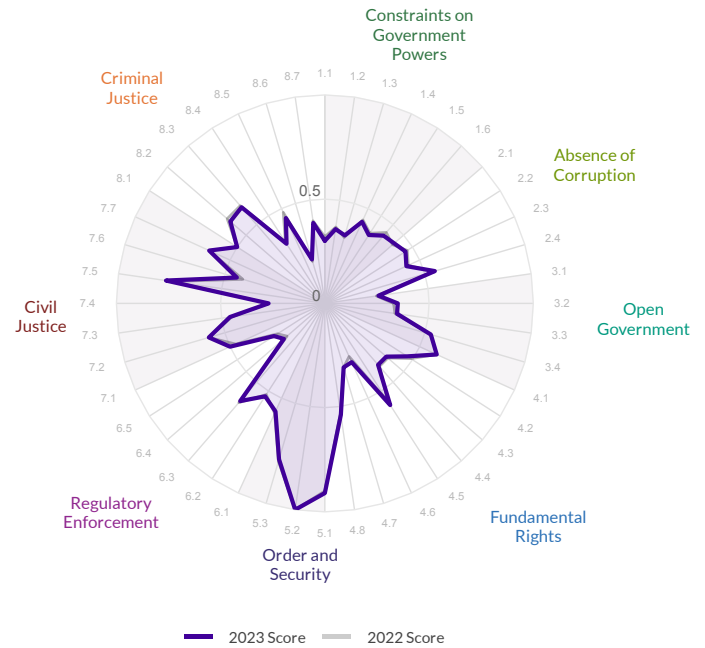
# Uzbekistan

Region: Eastern Europe and Central Asia  
Income Group: Lower-Middle

The scores range from 0 to 1, where 1 signifies the highest possible score and 0 signifies the lowest possible score.

Overall Score	Regional Rank	Income Rank	Global Rank
0.50	8/15	8/37	78/142
Score Change	Rank Change		
0.00	2▲		

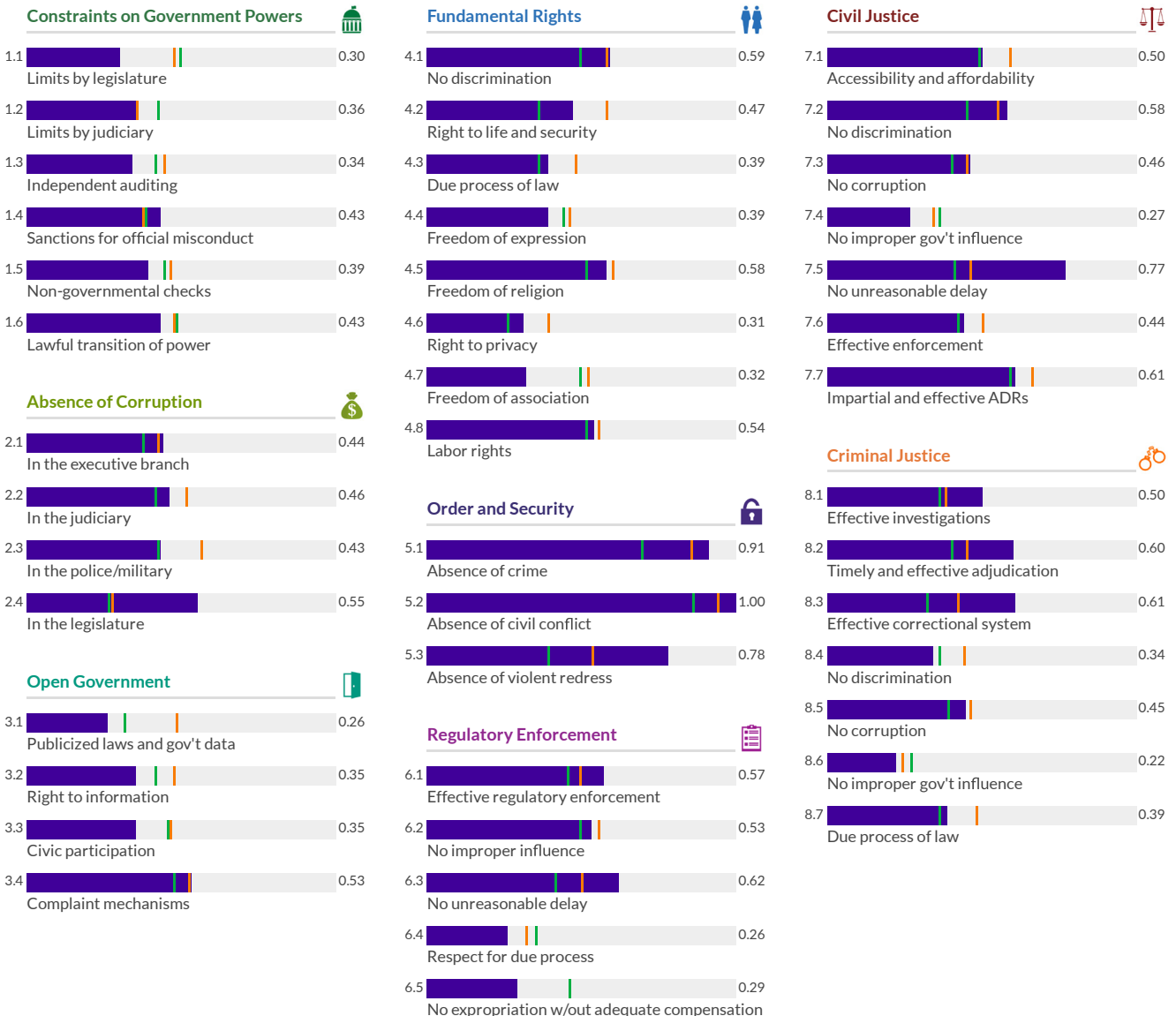
	Factor Score	Score Change	Regional Rank	Income Rank	Global Rank
Constraints on Government Powers	0.38	-0.01	11/15	25/37	119/142
Absence of Corruption	0.47	0.00	6/15	3/37	66/142
Open Government	0.37	0.01	14/15	25/37	119/142
Fundamental Rights	0.45	0.00	12/15	17/37	109/142
Order and Security	0.90	0.00	1/15	1/37	17/142
Regulatory Enforcement	0.45	0.01	10/15	15/37	99/142
Civil Justice	0.52	0.01	6/15	7/37	74/142
Criminal Justice	0.44	-0.01	6/15	6/37	71/142



\* Indicates statistically significant change at the 10 percent level

Low Medium High

Uzbekistan Eastern Europe and Central Asia Lower-Middle



# Venezuela, RB

Region: Latin America and Caribbean  
Income Group: Upper-Middle

The scores range from 0 to 1, where 1 signifies the highest possible score and 0 signifies the lowest possible score.

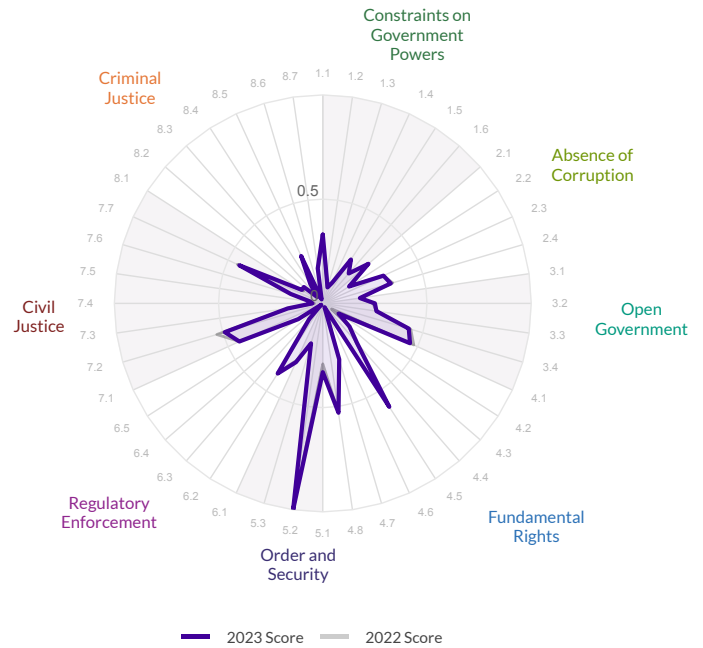
Overall Score	Regional Rank	Income Rank	Global Rank
0.26	32/32	41/41	142/142

Score Change	Rank Change
0.00	0

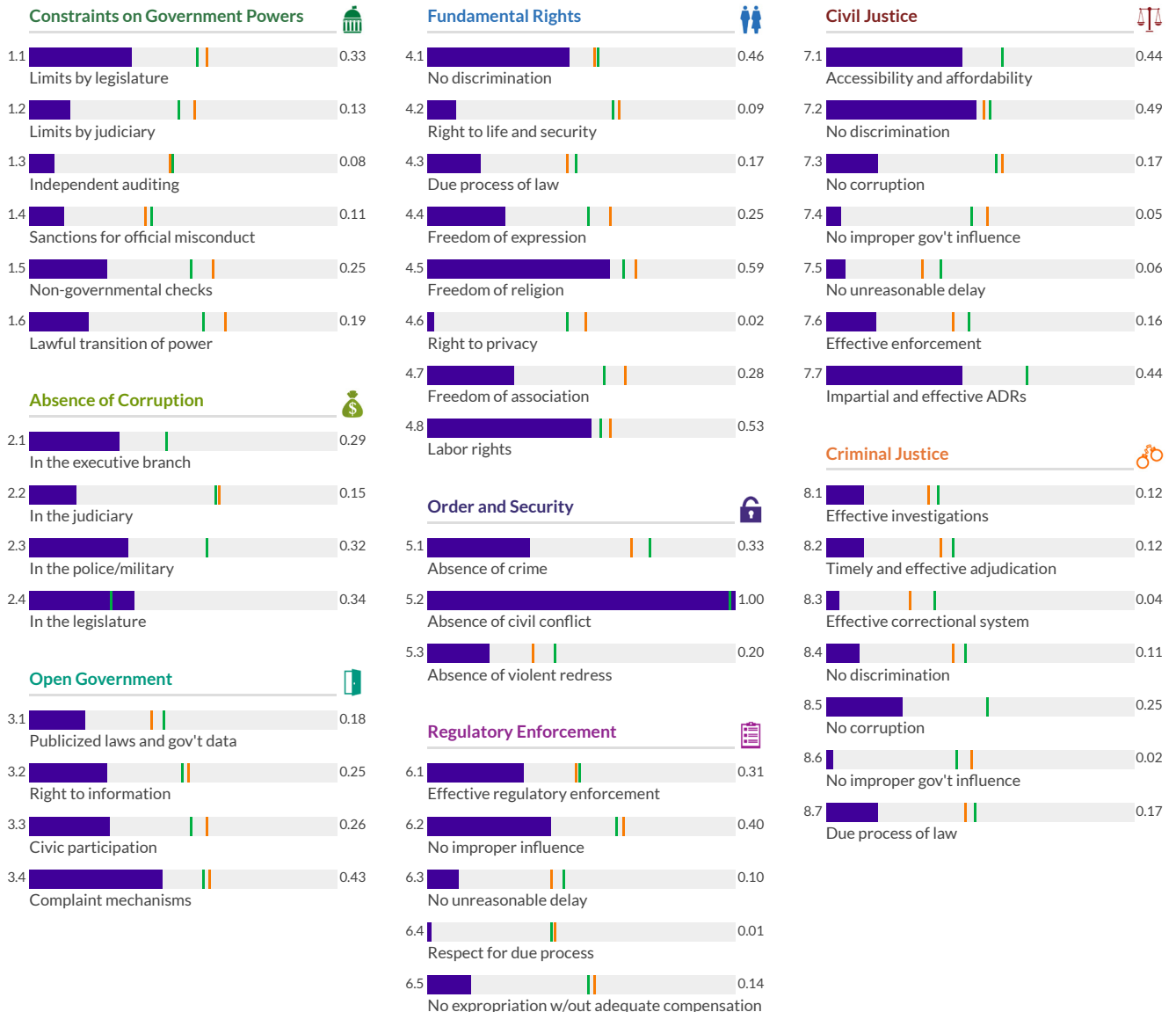
	Factor Score	Score Change	Regional Rank	Income Rank	Global Rank
Constraints on Government Powers	0.18	0.01	32/32	41/41	142/142
Absence of Corruption	0.28	0.00	29/32	39/41	132/142
Open Government	0.28	0.00	32/32	41/41	139/142
Fundamental Rights	0.30	0.00	31/32	40/41	134/142
Order and Security	0.51	0.01*	30/32	40/41	132/142
Regulatory Enforcement	0.19	0.01	32/32	41/41	142/142
Civil Justice	0.26	-0.01	32/32	41/41	141/142
Criminal Justice	0.12	0.00	32/32	41/41	142/142

\* Indicates statistically significant change at the 10 percent level

Low Medium High



Venezuela, RB Latin America and Caribbean Upper-Middle



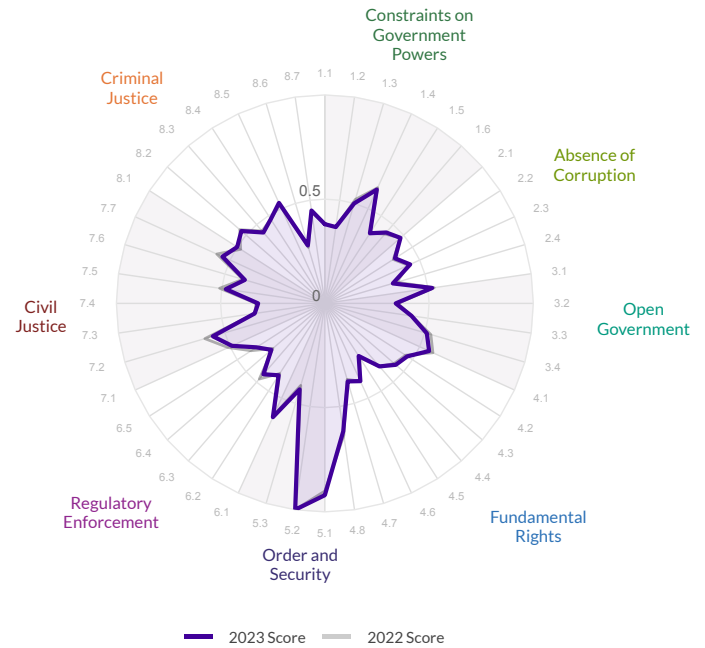
# Vietnam

Region: East Asia and Pacific  
Income Group: Lower-Middle

The scores range from 0 to 1, where 1 signifies the highest possible score and 0 signifies the lowest possible score.

Overall Score	Regional Rank	Income Rank	Global Rank
<b>0.49</b>	<b>11/15</b>	<b>11/37</b>	<b>87/142</b>
Score Change	Rank Change		
<b>0.00</b>	<b>-1 ▾</b>		

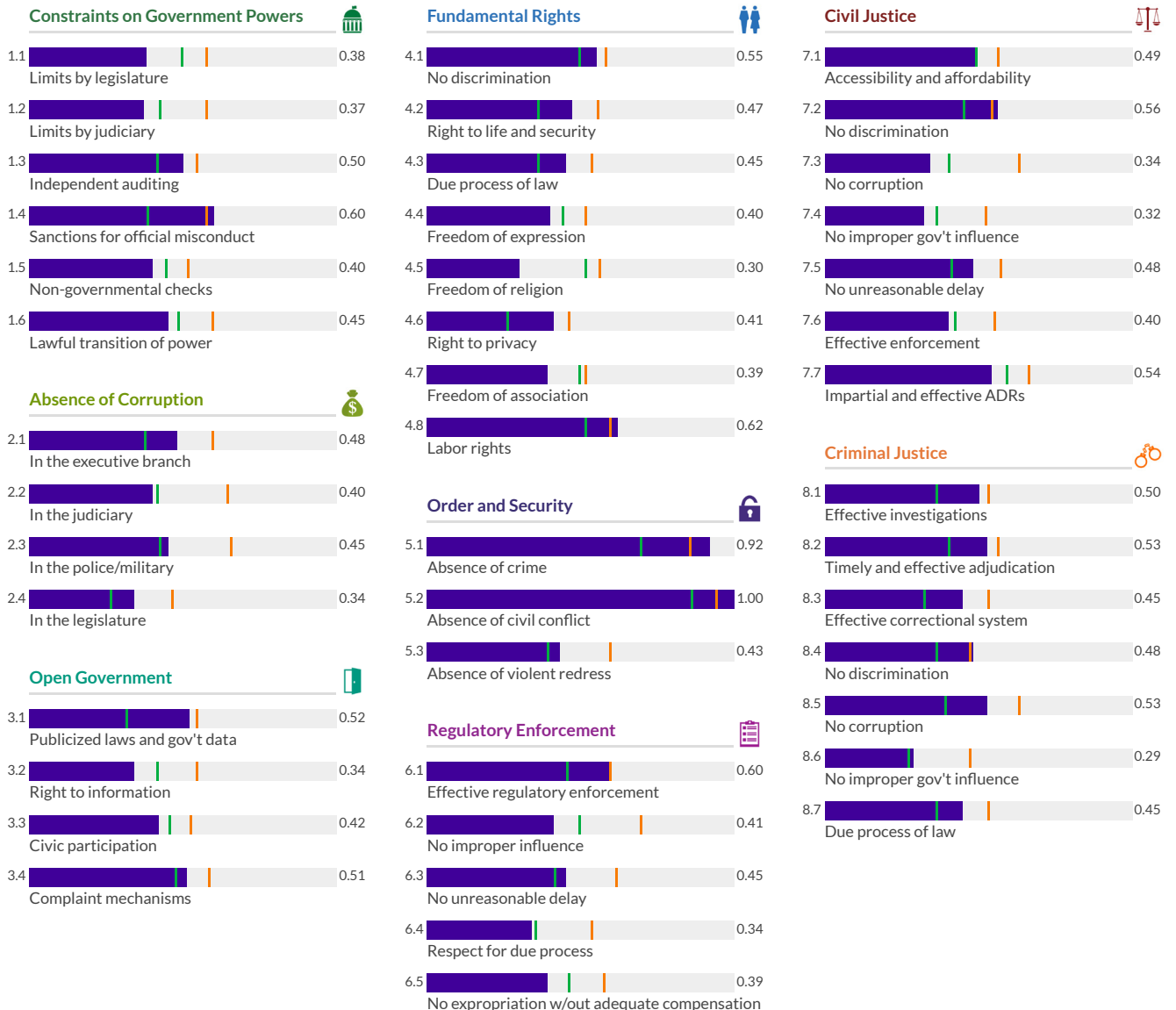
	Factor Score	Score Change	Regional Rank	Income Rank	Global Rank
Constraints on Government Powers	0.45	0.00	12/15	19/37	102/142
Absence of Corruption	0.42	0.00	13/15	11/37	89/142
Open Government	0.45	-0.02	11/15	14/37	96/142
Fundamental Rights	0.45	0.00	11/15	18/37	110/142
Order and Security	0.78	0.01	9/15	2/37	51/142
Regulatory Enforcement	0.44	0.00	13/15	18/37	104/142
Civil Justice	0.45	-0.02	13/15	19/37	104/142
Criminal Justice	0.46	0.01	9/15	3/37	66/142



\* Indicates statistically significant change at the 10 percent level

Low Medium High

— Vietnam — East Asia and Pacific — Lower-Middle



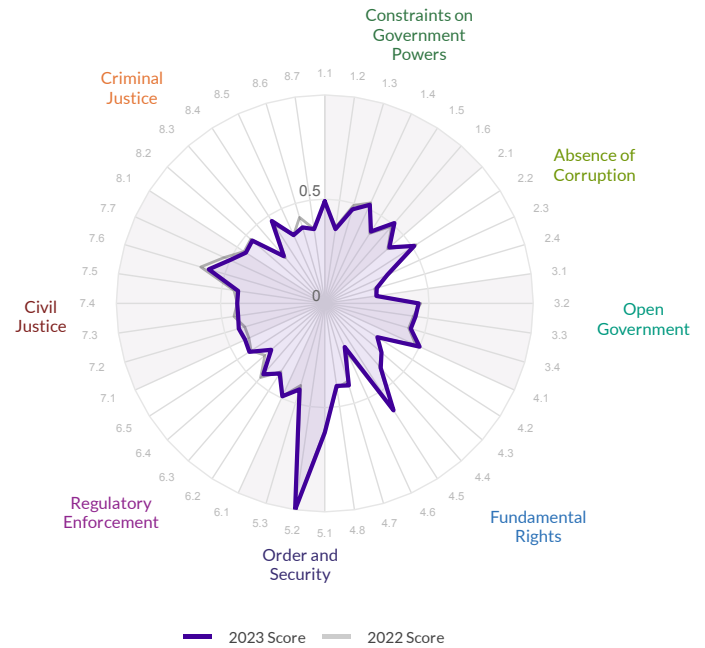
# Zambia

Region: Sub-Saharan Africa  
Income Group: Low

The scores range from 0 to 1, where 1 signifies the highest possible score and 0 signifies the lowest possible score.

Overall Score	Regional Rank	Income Rank	Global Rank
<b>0.45</b>	<b>15/34</b>	<b>6/18</b>	<b>105/142</b>
Score Change	Rank Change		
<b>0.00</b>	<b>0</b>		

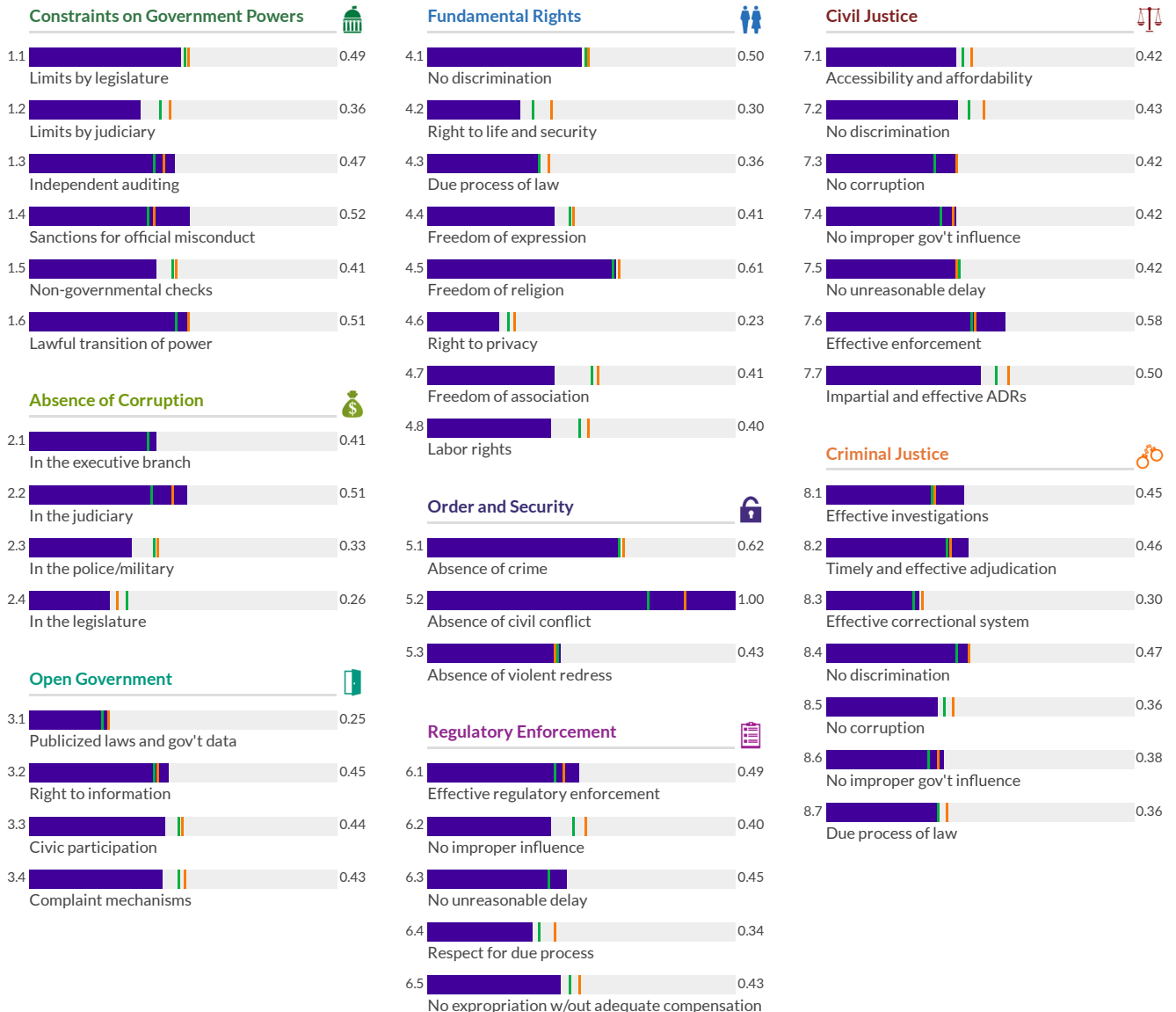
	Factor Score	Score Change	Regional Rank	Income Rank	Global Rank
Constraints on Government Powers	0.46	0.00	17/34	7/18	98/142
Absence of Corruption	0.38	0.00	17/34	8/18	104/142
Open Government	0.39	0.00	15/34	7/18	110/142
Fundamental Rights	0.40	0.00	25/34	13/18	119/142
Order and Security	0.69	0.01	13/34	6/18	90/142
Regulatory Enforcement	0.43	0.00	21/34	8/18	113/142
Civil Justice	0.46	-0.01	15/34	5/18	98/142
Criminal Justice	0.40	-0.01	12/34	5/18	84/142



\* Indicates statistically significant change at the 10 percent level

Low Medium High

Zambia Sub-Saharan Africa Low





# Zimbabwe

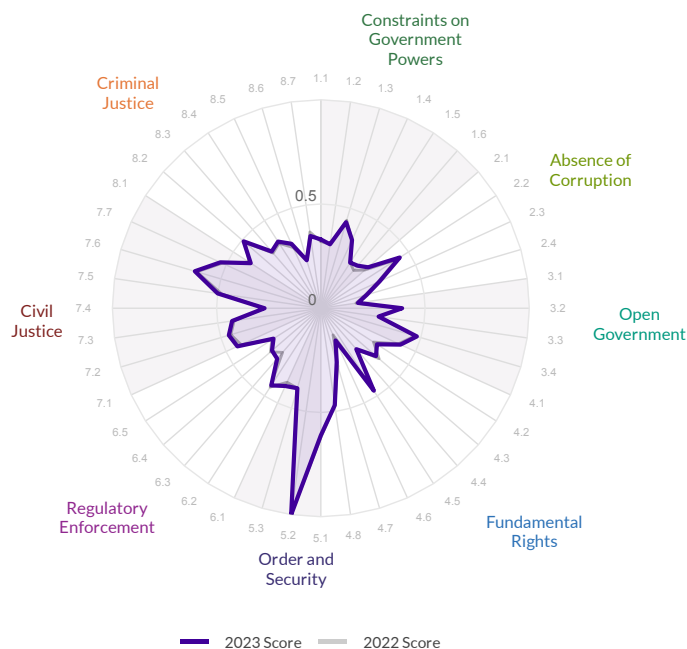
Region: Sub-Saharan Africa  
Income Group: Lower-Middle

The scores range from 0 to 1, where 1 signifies the highest possible score and 0 signifies the lowest possible score.

Overall Score	Regional Rank	Income Rank	Global Rank
0.40	26/34	26/37	123/142

Score Change	Rank Change
0.01 ▲	3 ▲

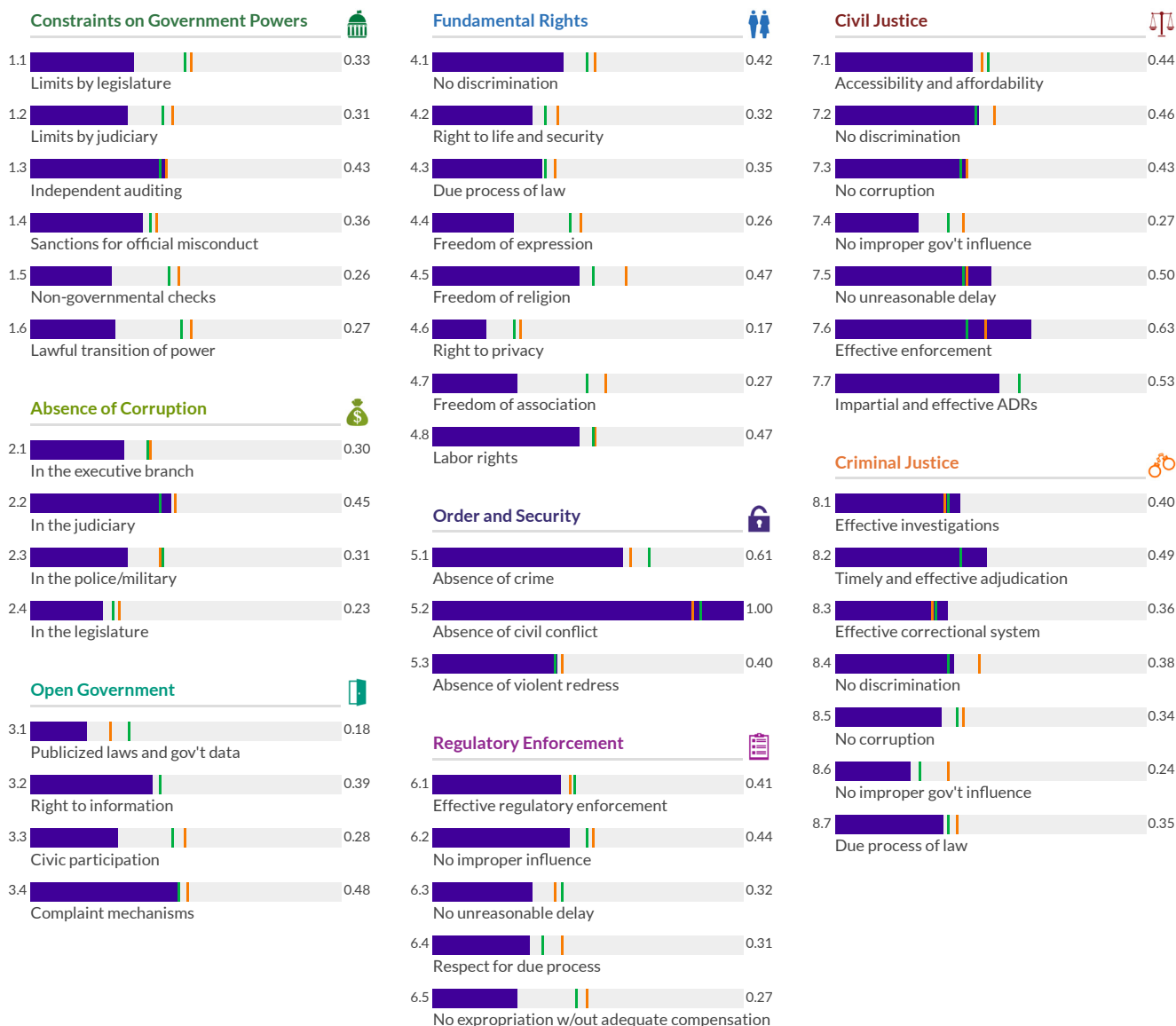
	Factor Score	Score Change	Regional Rank	Income Rank	Global Rank
Constraints on Government Powers	0.33	0.00	32/34	32/37	130/142
Absence of Corruption	0.32	0.01*	22/34	26/37	120/142
Open Government	0.33	0.00	29/34	29/37	130/142
Fundamental Rights	0.34	0.00	32/34	31/37	130/142
Order and Security	0.67	0.00	15/34	18/37	95/142
Regulatory Enforcement	0.35	0.00	31/34	34/37	135/142
Civil Justice	0.46	0.01	14/34	16/37	94/142
Criminal Justice	0.36	0.00	17/34	18/37	98/142



\* Indicates statistically significant change at the 10 percent level

Low Medium High

Zimbabwe Sub-Saharan Africa Lower-Middle







## SECTION 4

# Behind the Numbers

*"Wherever law ends, tyranny begins."*

**John Locke**

*Two Treatises of Government (1689)*



- 184** Methodology Snapshot
- 185** Methodology
- 192** Contributing Experts
- 217** Acknowledgments
- 218** About the WJP
- 220** More from the WJP

# Methodology Snapshot:

## Steps to Produce the WJP Rule of Law Index

The production of the *WJP Rule of Law Index*<sup>®</sup> can be summarized in 11 steps:

1. The WJP developed the conceptual framework summarized in the Index's nine factors and 47 sub-factors, in consultation with academics, practitioners, and community leaders from around the world.
2. The Index team developed a set of five questionnaires based on the Index's conceptual framework to be administered to experts and the general public. Questionnaires were translated into several languages and adapted to reflect commonly used terms and expressions.
3. The Index team identified, on average, more than 300 potential local experts per country to respond to the expert surveys, or Qualified Respondents' Questionnaires (QRQs). The team engaged the services of leading local polling companies to implement the household surveys, or General Population Poll (GPP).
4. Polling companies conducted pilot tests of the GPP in consultation with the Index team, and launched the final survey for full fieldwork.
5. The Index team sent the QRQ questionnaires to local experts and engaged in continual interaction with them.
6. The Index team collected and mapped the data onto the 44 sub-factors with global comparability.
7. The Index team constructed the final scores using a five-step process:
  - a. Codified the questionnaire items as numeric values;
  - b. Produced raw country scores by aggregating the responses from several individuals (experts and/or general public);
  - c. Normalized the raw scores;
  - d. Aggregated the normalized scores into sub-factors and factors using simple averages;
  - e. Produced the normalized scores, which are rounded to two decimal points, and the final rankings.
8. The data was subject to a series of tests to identify possible biases and errors. For example, the Index team cross-checked all sub-factors against more than 70 third-party sources, including quantitative data and qualitative assessments drawn from local and international organizations.
9. A sensitivity analysis was conducted by the Econometrics and Applied Statistics Unit of the European Commission's Joint Research Centre, in collaboration with the Index team, to assess the statistical reliability of the results.
10. To illustrate whether the rule of law in a country significantly changed over the course of the past year, a measure of change over time was produced based on the annual difference in the country-level factor scores, the standard errors of these scores (estimated from a set of 100 bootstrap samples), and the results of the corresponding t-tests.
11. The data was organized into country reports, tables, and figures to facilitate its presentation and interpretation. For tables organized by income group, the WJP follows the World Bank income classifications.

# Methodology

The *WJP Rule of Law Index* is the first attempt to systematically and comprehensively quantify the rule of law around the world and remains unique in its operationalization of rule of law dimensions into concrete questions.

The *WJP Rule of Law Index 2023* report presents information on eight composite factors that are further disaggregated into 44 specific sub-factors (see page 16). Factor 9: Informal Justice, is included in the conceptual framework but has been excluded from the aggregated scores and rankings in order to provide meaningful cross-country comparisons.

The country scores and rankings presented in this report are built from more than 500 variables drawn from the assessments of over 149,000 households and 3,400 legal practitioners and experts in 142 countries and jurisdictions, making it the most accurate portrayal of the factors that contribute to shaping the rule of law in a country or jurisdiction.

## Data Sources

To present an image that accurately portrays the rule of law as experienced by ordinary people, each score of the Index is calculated using a large number of questions drawn from two original data sources collected by the World Justice Project in each country: a General Population Poll (GPP) and a series of Qualified Respondents' Questionnaires (QRQs). These two data sources collect up-to-date firsthand information that is not available at the global level and constitute the world's most comprehensive dataset of its kind. They capture the experiences and perceptions of ordinary citizens and in-country professionals concerning the performance of the state and its agents and the actual operation of the legal framework in their country.

The GPP surveys provide firsthand information on the experiences and the perceptions of ordinary people regarding a range of pertinent rule of law information, including their dealings with the government, the ease of interacting with state bureaucracy, the extent of bribery and corruption, the availability of dispute resolution systems, and the prevalence of common crimes to which they are exposed.

The GPP questionnaire includes 127 perception-based questions and 213 experience-based questions, along with socio-demographic information on all respondents. The questionnaire is translated into local languages, adapted to common expressions, and administered by leading local polling companies using a probability sample of 1,000 respondents.<sup>1</sup> In previous editions of the Index, the poll was conducted in the three largest cities of each country. However, the World Justice Project's goal was to update its

methodology to include nationally representative polls. Towards this end, nationally representative polls have been conducted in 83 countries and jurisdictions covered in the 2023 *WJP Rule of Law Index*. Nationally representative polls will be conducted in the remaining countries in future editions of the Index. Depending on the particular situation of each country, one of three different polling methodologies is used: face-to-face, telephone, or online. The GPP has been carried out in each country every few years. The polling data used in this year's report was collected during summer 2023 (for three countries), fall 2021 through summer 2022 (for 21 countries), fall 2020 through summer 2021 (for 16 countries), fall 2019 (for five countries), fall 2018 (for 57 countries), fall 2017 (for 42 countries), fall 2016 (for four countries), fall 2014 (for three countries), fall 2012 (for one country), and fall 2011 (for two countries). Detailed information regarding the country coverage (cities covered or nationally representative), the polling companies contracted to administer the questionnaire, and the polling methodology employed in each of the 142 countries and jurisdictions is presented on page 188.

The QRQs complement the household data with assessments from in-country practitioners and academics with expertise in civil and commercial law; constitutional law, civil liberties, and criminal law; labor law; and public health. These questionnaires gather timely input on a range of topics from practitioners who frequently interact with state institutions. Such topics include information on the efficacy of courts, the strength of regulatory enforcement, and the reliability of accountability mechanisms.

The questionnaires contain closed-ended perception questions and several hypothetical scenarios with highly detailed factual assumptions aimed at ensuring comparability across countries. The QRQ surveys are conducted annually, and the questionnaires are completed by respondents selected from directories of law firms, universities and colleges, research organizations, and non-governmental organizations (NGOs), as well as through referrals from the WJP global network of practitioners, and all are vetted by WJP staff based on their expertise. The expert surveys are administered in six languages: Arabic, English, French, Portuguese, Russian, and Spanish. The QRQ data for this report includes more than 3,400 surveys, which represents an average of 24 respondents per country. This data was collected from February 2023 through June 2023.

1. Due to small populations or obstacles to data collection in certain countries and jurisdictions, the sampling plan was adjusted in some cases. For more information on specific countries and jurisdictions and sample sizes, see pages 188-191.



## Data Cleaning and Score Computation

Once collected, the data is carefully processed to arrive at country-level scores. As a first step, the respondent-level data is edited to exclude partially completed surveys, suspicious data, and outliers (which are detected using the Z-score method). Individual answers are then mapped onto the 44 sub-factors of the Index (or onto the intermediate categories that make up each sub-factor), codified so that all values fall between 0 (weakest adherence to the rule of law) and 1 (strongest adherence to the rule of law), and aggregated at the country level using the simple (or unweighted) average of all respondents.

This year, to allow for an easier comparison across years, the resulting 2023 scores have been normalized using the Min-Max method with a base year of 2015. These normalized scores were then successively aggregated from the variable level all the way up to the factor level to produce the final country scores, rounded to two decimal points, and rankings. In most cases, the GPP and QRQ questions are equally weighted in the calculation of the scores of the intermediate categories (sub-factors and sub-sub-factors)

A full picture of how questions are mapped onto indicators and how they are weighted is available on the *WJP Rule of Law Index* web page at <https://worldjusticeproject.org/index>.

## Data Validation

As a final step, data is validated and cross-checked against qualitative and quantitative third-party sources to provide an additional layer of analysis and to identify possible mistakes or inconsistencies within the data. Most of the third-party data sources used to cross-check the Index scores are described in Botero and Ponce (2011).<sup>2</sup>

## Methodological Changes to this Year's Report

Every year, the WJP reviews the methods of data collection to ensure that the information produced is valid, useful, and continues to capture the status of the rule of law in the world. To maintain consistency with previous editions and to facilitate tracking changes over time, this year's questionnaires and data maps are closely aligned with those administered in the past.

In order to improve the accuracy of the QRQ results and reduce respondent burden, proactive dependent interviewing techniques were used to remind respondents who participated in last year's survey of their responses in the previous year.

This year, no new questions or indicators were added to the Index. Overall, 100 percent of questions remained the same between the 2022 and 2023 editions of the Index. A description of the variables is available at [worldjusticeproject.org](https://worldjusticeproject.org).

## Tracking Changes Over Time

This year's report includes a measure to illustrate whether the rule of law in a country, as measured through the factors of the *WJP Rule of Law Index*, has experienced a statistically significant change since the previous year. This measure is marked with an asterisk and represents a summary of rigorous statistical testing based on the use of bootstrapping procedures (see below). For each factor, the change in score will be marked with an asterisk and shaded in green if there was a statistically significant improvement in the score while statistically significant deteriorations in score are marked with an asterisk and shaded in red. This measure complements the numerical scores and rankings presented in this report, which benchmark each country's current performance on the factors and sub-factors of the Index against that of other countries. The measure of change over time is constructed in three steps:

1. First, last year's scores are subtracted from this year's to obtain, for each country and each factor, the annual difference in scores.
2. To test whether the annual changes are statistically significant, a bootstrapping procedure is used to estimate standard errors. To calculate these errors, 100 sample sizes of respondent-level observations (of equal size to the original sample) are randomly selected with replacement for each country from the pooled set of respondents for last year and this year. These samples are used to produce a set of 100 country-level scores for each factor and each country, which are utilized to calculate the final standard errors. These errors--which measure uncertainty associated with picking a particular sample of respondents--are then employed to conduct pair-wise t-tests for each country and each factor.
3. Finally, to illustrate the annual change, a measure of change over time is produced based on the value of the annual difference and its statistical significance (at the 10% level).

## Strengths and Limitations

The Index methodology has both strengths and limitations. Among its strengths is the inclusion of both expert and household surveys to ensure that the findings reflect the conditions experienced by the population. Another strength is that it approaches the measurement of rule of law from various angles by triangulating information across data sources and types of questions. This approach not only enables accounting for different perspectives on the rule of law, but it also helps to reduce possible bias that might be introduced by any other particular data collection method. Finally, it relies on statistical testing to determine the significance of the changes in the factor scores over the last year.

2. Botero, J. and Ponce, A. (2011) "Measuring the Rule of Law": WJP Working Paper No. 1, available at [worldjusticeproject.org/publications](https://worldjusticeproject.org/publications).



With the aforementioned methodological strengths come a number of limitations. First, the data sheds light on rule of law dimensions that appear comparatively strong or weak, but is not specific enough to establish causation. Thus, it will be necessary to use the Index in combination with other analytical tools to provide a full picture of causes and possible solutions. Second, in previous editions of the Index, the methodology has only been applied in three major urban areas in each of the indexed countries for the General Population Poll. However, the World Justice Project's goal was to update its methodology to include nationally representative polls. Towards this end, nationally representative polls have been conducted in 83 countries and jurisdictions covered in the *2023 WJP Rule of Law Index*. Nationally representative polls will be conducted in the remaining countries in future editions of the Index. Third, given the rapid changes to the rule of law occurring in some countries, scores for some countries may be sensitive to the specific points in time when the data was collected. To address this, the WJP is piloting test methods of moving averages to account for short-term fluctuations. Fourth, the QRQ data may be subject to problems in measurement error due to the limited number of experts in some countries, resulting in less precise estimates. To address this, the WJP works constantly to expand its network of in-country academic and practitioner experts who contribute their time and expertise to this endeavor. Finally, due to the limited number of experts in some countries (which implies higher standard errors) and the fact that the GPP is carried out in each country every few years (which implies that for some countries, some variables do not change from one year to another), it is possible that the test described above fails to detect small changes in a country's situation over time.

### Other Methodological Considerations

A detailed presentation of the methodology, including a table and description of the more than 500 variables used to construct the Index scores, is available at: [worldjusticeproject.org](https://worldjusticeproject.org) and in Botero, J. and Ponce, A. (2011) "Measuring the Rule of Law": WJP Working Paper No.1, available at: [worldjusticeproject.org/publications](https://worldjusticeproject.org/publications).

### Using the WJP Rule of Law Index

The *WJP Rule of Law Index* has been designed to offer a reliable and independent data source for policy makers, businesses, non-governmental organizations (NGOs), and other constituencies to assess a country's adherence to the rule of law as perceived and experienced by the average person, identify a country's strengths and weaknesses in comparison to similarly situated countries, and track changes over time. The Index has been designed to include several features that set it apart from other indices and make it valuable for a large number of countries, thus providing a powerful resource that can inform policy debates both within and across countries. However, the Index's findings must be interpreted in light of certain inherent limitations.

1. The *WJP Rule of Law Index* does not identify priorities for reform and is not intended to establish causation or to ascertain the complex relationship among different rule of law dimensions in various countries.
2. The Index's scores and rankings are the product of a rigorous data collection and aggregation methodology. Nonetheless, as with all measurements, they are subject to measurement error.
3. Given the uncertainty associated with picking a particular sample of respondents, standard errors have been calculated using bootstrapping methods to test whether the annual changes in the factor scores are statistically significant.
4. Indices and indicators are subject to potential abuse and misinterpretation. Once released to the public, they can take on a life of their own and be used for purposes unanticipated by their creators. If data is taken out of context, it can lead to unintended or erroneous policy decisions.
5. Rule of law concepts measured by the Index may have different meanings across countries. Users are encouraged to consult the specific definitions of the variables employed in the construction of the Index, which are discussed in greater detail in the methodology section of the *WJP Rule of Law Index* website.
6. The Index is generally intended to be used in combination with other instruments, both quantitative and qualitative. Just as in the areas of health or economics, no single index conveys a full picture of a country's situation. Policy-making in the area of rule of law requires careful consideration of all relevant dimensions—which may vary from country to country—and a combination of sources, instruments, and methods.
7. Pursuant to the sensitivity analysis of the Index data conducted in collaboration with the Econometrics and Applied Statistics Unit of the European Commission's Joint Research Centre, confidence intervals have been calculated for all figures included in the *WJP Rule of Law Index*. These confidence intervals and other relevant considerations regarding measurement error are reported in Saisana and Saltelli (2015) and Botero and Ponce (2011).

The following pages (188-191) list the coverage and polling methodology for the GPP in the 142 indexed countries and jurisdictions.

Country/Jurisdiction	Coverage	Polling Company	Methodology	Sample	Year
<b>Afghanistan</b>	Nationally representative	D3: Designs, Data, Decisions & ACSOR Surveys	Face-to-face	3019	2019
<b>Albania</b>	Nationally representative	IDRA Research & Consulting	Face-to-face	1000	2018
<b>Algeria</b>	Nationally representative	WJP in collaboration with local partner	Face-to-face	1000	2018
<b>Angola</b>	Nationally representative	Marketing Support Consultancy	Face-to-face	1010	2018
<b>Antigua and Barbuda</b>	Nationally representative	DMR Insights Ltd.	Face-to-face	513/500	2018/2022
<b>Argentina</b>	Nationally representative	StatMark Group	Face-to-face	759	2022
<b>Australia</b>	Nationally representative	Big Picture Marketing Strategy & Research	Online	1067	2018
<b>Austria</b>	Vienna, Graz, Linz	YouGov	Online	1008	2017
<b>The Bahamas</b>	Nationally representative	DMR Insights Ltd.	Face-to-face	500	2022
<b>Bangladesh</b>	Dhaka, Chittagong, Khulna	Org-Quest Research Ltd.	Face-to-face	1000	2016
<b>Barbados</b>	Nationally representative	DMR Insights Ltd.	Face-to-face	513/500	2018/2022
<b>Belarus</b>	Minsk, Gomel, Mogilev	Market Research & Polls - EURASIA (MRP-EURASIA)/WJP in collaboration with local partner	Face-to-face	1000/401	2014/2017
<b>Belgium</b>	Nationally representative	YouGov	Online	1007	2018
<b>Belize</b>	Nationally representative	CID Gallup	Face-to-face	2004	2021
<b>Benin</b>	Nationally representative	Liaison Marketing	Face-to-face	1010	2018
<b>Bolivia</b>	Nationally representative	Captura Consulting	Face-to-face	1000	2022
<b>Bosnia and Herzegovina</b>	Sarajevo, Banja Luka, Tuzla	Kantar TNS MIB	Face-to-face	1000	2017
<b>Botswana</b>	Nationally representative	BJKA Consulting	Face-to-face	1000	2018
<b>Brazil</b>	Nationally representative	About Brazil Market Research	Face-to-face	1109	2022
<b>Bulgaria</b>	Sofia, Plovdiv, Varna	Alpha Research Ltd.	Face-to-face	1001	2018
<b>Burkina Faso</b>	Ouagadougou, Bobo Dioulasso, Koudougou	Kantar TNS	Face-to-face	1029	2017
<b>Cambodia</b>	Phnom Penh, Battambang, Kampong Cham	Indochina Research	Face-to-face	1000	2014
<b>Cameroon</b>	Nationally representative	Liaison Marketing	Face-to-face	1006	2018
<b>Canada</b>	Toronto, Montreal, Calgary	YouGov	Online	1000	2017
<b>Chile</b>	Santiago, Valparaíso/Viña del Mar, Antofagasta	Datum Internacional S.A./Cadem S.A.	Face-to-face	1011	2017
<b>China</b>	Shanghai, Beijing, Guangzhou	WJP in collaboration with local partner	Face-to-face	508	2018
<b>Colombia</b>	Nationally representative	Tempo Group SA	Face-to-face	1000	2022
<b>Congo, Dem. Rep.</b>	Kinshasa, Lubumbashi, Mbuji-Mayi	Kantar Public at TNS RMS Senegal	Face-to-face	1083	2018
<b>Congo, Rep.</b>	Nationally representative	Liaison Marketing	Face-to-face	517	2021
<b>Costa Rica</b>	Nationally representative	CID Gallup	Face-to-face	1005	2022
<b>Côte d'Ivoire</b>	Abidjan, Bouaké, Daloa	Liaison Marketing	Face-to-face	1011	2017
<b>Croatia</b>	Nationally representative	Ipsos	Face-to-face	1010	2018
<b>Cyprus</b>	Nationally representative	Pulse Market Research	Online	504	2021
<b>Czechia</b>	Prague, Brno, Ostrava	YouGov	Online	1013	2017
<b>Denmark</b>	Copenhagen, Aarhus, Aalborg	YouGov	Online	1016	2017
<b>Dominica</b>	Nationally representative	DMR Insights Ltd.	Face-to-face	500	2022
<b>Dominican Republic</b>	Nationally representative	CID Gallup	Face-to-face	1002	2022
<b>Ecuador</b>	Nationally representative	StatMark Group	Face-to-face	1005	2022
<b>Egypt, Arab Rep.</b>	Cairo, Alexandria, Giza	WJP in collaboration with local partner	Face-to-face	1000	2017
<b>El Salvador</b>	Nationally representative	CID Latinoamerica	Face-to-face	1000	2018
<b>Estonia</b>	Tallinn, Tartu, Narva	Norstat Eesti	Online	1010	2017
<b>Ethiopia</b>	Addis Ababa, Gondar, Nazret	Infinite Insight Ltd.	Face-to-face	1037	2017

Country/Jurisdiction	Coverage	Polling Company	Methodology	Sample	Year
Finland	Helsinki, Espoo, Tampere	YouGov	Online	1014	2017
France	Nationally representative	YouGov	Online	1040	2018
Gabon	Nationally representative	Marketing Support Consultancy Ltd.	Face-to-face	513	2022
The Gambia	Nationally representative	Infinite Insight Ltd.	Face-to-face	1030	2019
Georgia	Tbilisi, Batumi, Kutaisi	ACT Market Research and Consulting Company	Face-to-face	1000	2017
Germany	Nationally representative	YouGov	Online	1048	2018
Ghana	Nationally representative	Infinite Insight Ltd.	Face-to-face	1103	2018
Greece	Athens, Thessaloniki, Patras	YouGov	Online	1015	2017
Grenada	Nationally representative	DMR Insights Ltd.	Face-to-face	500	2022
Guatemala	Nationally representative	Mercaplan Central America & Caribbean	Face-to-face	2508	2021
Guinea	Conakry, Nzerekore, Kankan	Kantar Public at TNS RMS Senegal	Face-to-face	1065	2018
Guyana	Nationally representative	StatMark Group	Face-to-face	527/500	2018/2022
Haiti	Nationally representative	CID Gallup	Face-to-face	507	2022
Honduras	Nationally representative	CID Gallup	Face-to-face	3003	2021
Hong Kong SAR, China	Hong Kong	WJP in collaboration with local partner	Face-to-face	1004	2017
Hungary	Budapest, Debrecen, Szeged	Ipsos Hungary	Face-to-face	1000	2017
India	Nationally representative	Market Xcel Data Matrix Pvt. Ltd.	Face-to-face	1059	2018
Indonesia	Jakarta, Surabaya, Bandung	MRI (Marketing Research Indonesia)	Face-to-face	1004	2017
Iran, Islamic Rep.	Tehran, Mashhad, Isfahan	BJKA consulting with local partner MHA Research	Face-to-face	1010	2018
Ireland	Nationally representative	Dynata	Online	1027	2021
Italy	Rome, Milan, Naples	YouGov	Online	1004	2017
Jamaica	Nationally representative	StatMark Group	Face-to-face	1001	2022
Japan	Nationally representative	Acorn Marketing & Research Consultant (M) Sdn Bhd	Online	1000	2018
Jordan	Nationally representative	WJP in collaboration with local partner	Face-to-face	1000	2018
Kazakhstan	Almaty, Astana, Shymkent	WJP in collaboration with local partner	Face-to-face	1000	2017
Kenya	Nationally representative	Infinite Insight Ltd.	Face-to-face	1099	2018
Korea, Rep.	Nationally representative	Acorn Marketing & Research Consultant (M) Sdn Bhd	Online	1000	2018
Kosovo	Nationally representative	IDRA Research & Consulting	Face-to-face	1000	2019
Kuwait	Nationally representative	D3: Designs, Data, Decisions	Face-to-face	50	2023
Kyrgyz Republic	Nationally representative	Ipsos	Face-to-face	1000	2018
Latvia	Nationally representative	YouGov	Online	1049	2021
Lebanon	Beirut, Tripoli, Sidon	REACH SAL	Face-to-face	1000	2017
Liberia	Monrovia, Gbarnga and Buchanan	Infinite Insight Ltd.	Face-to-face	1113	2018
Lithuania	Nationally representative	YouGov	Online	1066	2021
Luxembourg	Nationally representative	TNS Ilres	Online	651	2021
Madagascar	Antananarivo, Toamasina, Antsirabe	DCDM Research	Face-to-face	1000	2017
Malawi	Lilongwe, Blantyre, Mzuzu	Infinite Insight Ltd.	Face-to-face	1039	2017
Malaysia	Klang Valley, Johor Bahru, Ipoh	Acorn Marketing & Research Consultant (M) Sdn Bhd	Face-to-face	1000	2017
Mali	Nationally representative	Marketing Support Consultancy	Face-to-face	1012	2018
Malta	Nationally representative	MISCO International Limited	Face-to-face	500	2021
Mauritania	Nationally representative	Liaison Marketing	Face-to-face	1000	2018
Mauritius	Nationally representative	DCDM Research	Face-to-face	1000	2018

Country/Jurisdiction	Coverage	Polling Company	Methodology	Sample	Year
<b>Mexico</b>	Mexico City, Guadalajara, Monterrey	Data Opinión Pública y Mercados	Face-to-face	1000	2017
<b>Moldova</b>	Chisinau, Balti, Cahul	Georgian Opinion Research Business International (GORBI) in collaboration with local partner	Face-to-face	1043	2017
<b>Mongolia</b>	Ulaanbaatar, Erdenet, Darkhan	Mongolian Marketing Consulting Group LLC	Face-to-face	1000	2017
<b>Montenegro</b>	Nationally representative	Indago	Face-to-face	1000	2023
<b>Morocco</b>	Casablanca, Fes, Tangier	WJP in collaboration with local partner	Face-to-face	1000	2017
<b>Mozambique</b>	Nationally representative	Quest Research Services	Face-to-face	1009	2018
<b>Myanmar</b>	Yangon, Mandalay, Nay Pyi Taw	Myanmar Survey Research Co., Ltd (MSR)	Face-to-face	1000	2018
<b>Namibia</b>	Nationally representative	Quest Research Services	Face-to-face	1001	2018
<b>Nepal</b>	Kathmandu, Pokhara, Lalitpur	Solutions Consultant	Face-to-face	1000	2017
<b>Netherlands</b>	Nationally representative	YouGov	Online	1113	2018
<b>New Zealand</b>	Auckland, Wellington, Christchurch	Big Picture Marketing Strategy & Research	Online	1000	2017
<b>Nicaragua</b>	Nationally representative	CID Gallup	Face-to-face	1000	2019
<b>Niger</b>	Niamey, Zinder, Maradi	Liaison Marketing	Face-to-face	1011	2018
<b>Nigeria</b>	Nationally representative	Infinite Insight Ltd.	Face-to-face	1083	2018
<b>North Macedonia</b>	Nationally representative	Ipsos doool Skopje	Face-to-face	1594	2023
<b>Norway</b>	Oslo, Bergen, Trondheim	YouGov	Online	1007	2017
<b>Pakistan</b>	Nationally representative	Gallup Pakistan	Face-to-face	1000	2019
<b>Panama</b>	Nationally representative	CID Gallup	Face-to-face	2502	2021
<b>Paraguay</b>	Nationally representative	Datum Internacional/BM Business Partners	Face-to-face	1000	2021
<b>Peru</b>	Nationally representative	Datum Internacional S.A.	Face-to-face	1029	2022
<b>Philippines</b>	Manila, Cebu, Davao	APMI Partners	Face-to-face	1008	2016
<b>Poland</b>	Warsaw, Krakow, Lodz	IQS Sp. z o.o.	Face-to-face	1000	2018
<b>Portugal</b>	Lisbon, Porto, Amadora	YouGov	Online	1016	2017
<b>Romania</b>	Nationally representative	Alpha Research Ltd. in collaboration with local partner	Face-to-face	1000	2018
<b>Russian Federation</b>	Moscow, St. Petersburg, Novosibirsk/ Nationally representative	WJP in collaboration with local partner	Face-to-face	1000/1000	2016/2018
<b>Rwanda</b>	Kigali	Infinite Insight Ltd.	Face-to-face	316	2018
<b>Senegal</b>	Pikine, Dakar, Thiès	Kantar TNS	Face-to-face	1012	2017
<b>Serbia</b>	Belgrade, Novi Sad, Niš	Ipsos Strategic Marketing d.o.o.	Face-to-face	1002	2017
<b>Sierra Leone</b>	Nationally representative	Infinite Insight Ltd.	Face-to-face	1165	2018
<b>Singapore</b>	Singapore	Survey Sampling International	Online	1000	2017
<b>Slovak Republic</b>	Nationally representative	WJP in collaboration with local partner	Online	1022	2021
<b>Slovenia</b>	Ljubljana, Maribor, Celje	Ipsos d.o.o.	Face-to-face	1006	2017
<b>South Africa</b>	Nationally representative	Quest Research Services	Face-to-face	1014	2018
<b>Spain</b>	Nationally representative	YouGov	Online	1051	2018
<b>Sri Lanka</b>	Colombo, Kaduwela, Maharagama	Kantar LMRB	Face-to-face	1010	2017
<b>St. Kitts and Nevis</b>	Nationally representative	DMR Insights Ltd.	Face-to-face	500	2018
<b>St. Lucia</b>	Nationally representative	DMR Insights Ltd.	Face-to-face	500	2022
<b>St. Vincent and the Grenadines</b>	Nationally representative	DMR Insights Ltd.	Face-to-face	500/500	2018/2022
<b>Sudan</b>	Nationally representative	Sudan Polling and Statistics Center	Face-to-face	500	2021
<b>Suriname</b>	Nationally representative	D3: Designs, Data, Decisions	Face-to-face	502	2022
<b>Sweden</b>	Nationally representative	YouGov	Online	1049	2018

Country/Jurisdiction	Coverage	Polling Company	Methodology	Sample	Year
<b>Tanzania</b>	Dar es Salaam, Mwanza, Arusha	Infinite Insight Ltd.	Face-to-face	1037	2018
<b>Thailand</b>	Bangkok, Nakhon Ratchasima, Udon Thani	Infosearch Limited	Face-to-face	1000	2018
<b>Togo</b>	Nationally representative	Marketing Support Consultancy	Face-to-face	1005	2018
<b>Trinidad and Tobago</b>	Nationally representative	CID Gallup	Face-to-face	1001	2022
<b>Tunisia</b>	Big Tunis, Sfax, Sousse	BJKA Consulting	Face-to-face	1001	2017
<b>Türkiye</b>	İstanbul, Ankara, İzmir	Kantar Insights	Face-to-face	1039	2018
<b>Uganda</b>	Kampala, Nansana, Kira	Kantar Public East Africa	Face-to-face	1062	2018
<b>Ukraine</b>	Kyiv, Kharkiv, Odessa	GfK Ukraine	Face-to-face	1079	2017
<b>United Arab Emirates</b>	Dubai, Abu Dhabi, Sharjah	WJP in collaboration with local partner	Face-to-face	1011/200	2011/2017
<b>United Kingdom</b>	Nationally representative	YouGov	Online	1056	2018
<b>United States</b>	Nationally representative	YouGov	Online	1258	2021
<b>Uruguay</b>	Nationally representative	BM Business Partners	Face-to-face	1000	2018
<b>Uzbekistan</b>	Tashkent, Namangan, Samarkand/Nationally representative	Market Research & Polls - EURASIA/ Ipsos/Info Sapiens International LLC	Face-to-face	1000/300/507	2014/2018/2021
<b>Venezuela, RB</b>	Nationally representative	StatMark Group	Face-to-face	1000/1015	2016/2018
<b>Vietnam</b>	Ho Chi Minh City, Hanoi, Hai Phong	Indochina Research (Vietnam) Ltd.	Face-to-face	1000/1000	2011/2017
<b>Zambia</b>	Lusaka, Kitwe, Chipata	SIS International Research/Intraspace Market Consultancy Ltd.	Face-to-face	1004/1014	2012/2017
<b>Zimbabwe</b>	Nationally representative	Quest Research Services	Face-to-face	1001	2018

# Contributing Experts

The *WJP Rule of Law Index 2023* was made possible by the generous contributions of academics and practitioners who contributed their time and expertise. The names of those wishing to be acknowledged individually are listed below.

This report was also made possible by the work of the polling companies who conducted fieldwork, and the thousands of individuals who have responded to the General Population Poll around the world.

## Afghanistan

**Baryalai Hakimi**  
*Kabul University*

**Hashmatullah Hoshmand**  
*Masnad Law Firm*

**Ihsanullah Himmat**

**Khalid Massoudi**  
*Masnad Law Firm*

**Khalid Sekander**

**Mahir Hazim**  
*Arizona State University*

**Mohammad Imran Malikzai**  
*Anti-Corruption Watch Organization*

**Mohammad Tareq Eqtedary**  
*Generation Positive*

**Nesar Ahmad Noori**  
*Afghanistan Independent Bar Association*

**Noorulhuda Niazi**  
*Masnad Law Firm*

**Sayed Reza Hussaini**  
*University of Hertfordshire*  
*Shabnam Salehi*

**Shabnam Salehi**  
*AIHRC*

**Thomas Kraemer**  
*Kakar Advocates*

**Anonymous Contributors**

## Albania

**Adi Muja**  
*Muja Law Firm*

**Albana Fona**  
*LPA Legal*

**Anteo Papa**

**Bledar Cenameri**  
*CLO Legal Solutions*

**Blerta Kalavace**  
*IDRA Research & Consulting*

**Brunilda Subashi**  
*Universiteti "Ismail Qemali"*  
*Vlore*

**Dorant Ekmekçiu**  
*Hoxha, Memi & Hoxha*

**Dudi Ilias**  
*Open Akte*

**Endri Mykaj**  
*Leiden University*

**Eno Muja**  
*Muja Law Firm*

**Erion Fejzulla**

**Eris Hoxha**  
*Hoxha, Memi & Hoxha*

**Gentiana Tirana**  
*Tirana Law Firm*

**Isuf Shehu**  
*Shehu & Partners Law Firm*

**Jonada Zyberaj**  
*Universiteti "Ismail Qemali"*  
*Vlore*

**Jonida Melani Braja**  
*Wolf Theiss*

**Katerina Kaçani**  
*LPA Legal*

**Krenare Muja**  
*Muja Law Firm*

**Xhet Hushi**  
*Wolf Theiss*

**Anonymous Contributors**

## Algeria

**Adel Messaoudi**  
*Ligue Algerienne des Droits de L'homme*

**Farouk Yaya**

**Fatiha Aouam**

**Hezam Abosuraima**

**Nadia Zouani**

**Samia Goudjil**  
*Goudjil Law Firm*

**Anonymous Contributors**

## Angola

**Ana Leitão de Matos**  
*ALC Advogados*

**António José Ventura**  
*Universidade Lusíada de Angola*

**Arlete Amaralmaia**  
*CBAM - Advogados Associados*

**Cristiano Santana Agostinho**  
**Sanda Paciência**  
*CKA & Associados Sociedade Advogados, RL*

**Eduardo Afonso**

**Elsa Tchicana**  
**Joni Garcia**

**Orlando Buta**

**Tomás Yessu D'Oliveira**  
**Chiquito**

**Anonymous Contributors**

## Antigua and Barbuda

**Charlotte Jeremy-Cuffy**  
*Allthings Medical*

**Chevanev Charles**  
*Temple Stoke*

**Craig L. Jacas**  
*Stapleton Chambers*

**Luann M. De Costa**  
*Lighthouse Law*

**Anonymous Contributors**

## Argentina

**Adrian Fernando Otero**  
*Abogados Patagonicos SH*

**Alberto Gonzalez Torres**  
*Baker & McKenzie*

**Alfredo M. Vitolo**  
*FORES*

**Analia Duran**  
*MBB Balado Bevilacqua Abogados*

**Carlos Ignacio Salvadores de Arzuaga**  
*Universidad del Salvador*

**Claudio Jesus Santagati**  
*Defensoria General de Lomas de Zamora*

**Dante Omar Graña**  
*Fundación Avedis Donabedian Argentina*

**Denise Schalet**  
*World Health Organization*

**Diego Silva Ortiz**  
*Silva Ortiz, Alfonso, Pavic & Louge*

**Fernando Rebaudi**  
*Estudio Rebaudi*

**Francisco Castex**  
*Universidad de Buenos Aires*

**Guillermo Michelson Irusta**  
*Estudio Michelson*

**Joaquín Emilio Zappa**  
*J. P. O'Farrell Abogados*

**Manuel Gonzalo Casas**  
*Universidad de San Pablo-Tucumán*

**Marcelo Octavio de Jesús**  
*FORES*

**Maria de las Mercedes Balado Bevilacqua**  
*MBB Balado Bevilacqua Abogados*

**Marina Mansilla**  
*UNPSJB*

**Martin G. Langsam**  
*Fundación Bunge & Born; New York University*

**Matías Tonon**  
*Universidad del Salvador*

<b>Pablo Zan Bisignani</b>	<b>Austria</b>	<b>Bangladesh</b>	<b>Anonymous Contributors</b>	<b>Darinka Munoz</b> <i>Barrow &amp; Williams LLP</i>
<b>Sandra Guillan</b> <i>Moriondo, Guillan &amp; Asociados</i>	<b>Christian Klausegger</b> <b>Binder Grösswang</b> <i>Rechtsanwälte GmbH</i>	<b>A. B. M. Asrafuzzaman</b> <i>University of Dhaka</i>	<b>Belarus</b>	<b>Lisette V. Staine</b> <i>Barrow &amp; Williams LLP</i>
<b>Anonymous Contributors</b>	<b>Claudia Habl</b> <i>Austrian National Public Health Institute</i>	<b>Abdur Rahman Junaid</b> <i>Rahman's Chambers</i>	<b>Andrei Famenka</b>	<b>Natalia Bevans</b> <i>The Law Firm of Bevans Consultancy Inc.</i>
<b>Australia</b>	<b>Daniela Haluza</b> <i>Medical University of Vienna</i>	<b>Badhan Roy</b> <i>Roy &amp; Associates</i>	<b>Vadzim Samaryn</b> <i>Belarusian State University</i>	<b>Wayne A. Piper</b> <i>Flores Piper LLP</i>
<b>Anne Cregan</b> <i>Gilbert + Tobin</i>	<b>Doris Wydra</b> <i>University of Salzburg</i>	<b>Darras Abdullah</b> <i>Akhtar Imam &amp; Associates</i>	<b>Valentina Komova</b> <i>Stepanovski, Papakul and Partners</i>	<b>Anonymous Contributors</b>
<b>Breen Creighton</b> <i>RMIT University</i>	<b>Gerhard Jarosch</b> <i>RGJ-Partner Inc.</i>	<b>Gazi Md. Rokib Bin Hossain</b> <i>The Legal Circle</i>	<b>Anonymous Contributors</b>	<b>Benin</b>
<b>Brendan Ashdown</b> <i>John Toohey Chambers</i>	<b>Igor Grabovac</b> <i>Medical University of Vienna</i>	<b>Khandaker Mashfique Ahmed</b> <i>Rahman's Chambers</i>	<b>Belgium</b>	<b>A. Jacqueline Adabra Dedjinou</b> <i>DDS du Littoral</i>
<b>David Gill</b> <i>Hewlett Packard Enterprise</i>	<b>Karl Stöger</b> <i>University of Vienna</i>	<b>Md. Tajul Islam</b>	<b>Aloys Muberanziza</b> <i>Brussels United Lawyers (BUL)</i>	<b>Adounlohoun Gisèle Obognon épouse Nanako</b> <i>Plan International Bénin</i>
<b>Edouard Tursan d'Espaignet</b> <i>University of New England, Australia</i>	<b>Martin Gruber-Risak</b> <i>University of Vienna</i>	<b>Mohammad Habibur Rahman</b>	<b>Ann Witters</b>	<b>Aline Odje</b> <i>Cabinet d'Avocats Aline Odje</i>
<b>Fiona McDonald</b> <i>Australian Centre for Health Law Research, Queensland University of Technology</i>	<b>Martin Reinisch</b> <i>Brauneis Rechtsanwälte GmbH</i>	<b>Mohammad Rafiqul Islam Chowdhury</b> <i>M. R. I. Chowdhury &amp; Associates</i>	<b>Christoph Van der Elst</b> <i>Ghent University; Tilburg University</i>	<b>Chris A. M. Balogoun</b> <i>Barreau du Bénin</i>
<b>James Gillespie</b> <i>University of Sydney</i>	<b>Sebastian Huter</b> <i>Austrian Society for General Practice and Family Medicine</i>	<b>Tanim Hussain Shawon</b> <i>Dr. Kamal Hossain &amp; Associates</i>	<b>Didier Ledoux</b> <i>Centre Hospitalier Universitaire de Liège</i>	<b>Gervais C. Houédété</b>
<b>Merrilyn Walton</b> <i>University of Sydney</i>	<b>Thomas Frad</b> <i>KWR Karasek Wietrzyk Rechtsanwälte GmbH</i>	<b>Anonymous Contributors</b>	<b>Freek Louckx</b> <i>Universiteit Antwerpen; Vrije Universiteit Brussel</i>	<b>Justine Françoise Houzanme</b> <i>ROAFEM</i>
<b>Nicholas Cowdery</b> <i>University of Sydney</i>	<b>Anonymous Contributors</b>	<b>Barbados</b>	<b>Jean-Marc Gollier</b> <i>UCLouvain</i>	<b>Luciano Hounkponou</b> <i>Société Civile Professionnelle d'Avocats Hounkponou-Kounou et Associés</i>
<b>Patricia Cahill</b> <i>Francis Burt Chambers</i>	<b>The Bahamas</b>	<b>Alexandria Thomas</b>	<b>Jerome Aubertin</b> <i>Stibbe</i>	<b>Ludovic Guedje</b> <i>Autorite de Regulation des Marchés Publics</i>
<b>Peter Cashman</b> <i>University of New South Wales</i>	<b>Arthur Seligman</b> <i>Lennox Paton</i>	<b>Anya Lorde</b>	<b>Patrick Goffaux</b> <i>Université Libre de Bruxelles</i>	<b>Marius Kedote</b> <i>COPES-AOC</i>
<b>Sean Baron Levi</b> <i>State Chambers; University of New England, Australia</i>	<b>Catherine Conliffe</b> <i>Princess Margaret Hospital, Public Hospitals Authority</i>	<b>Heather Walker</b> <i>Chancery Chambers</i>	<b>Patrick Henry</b> <i>Avocats Sans Frontières</i>	<b>Ogoudjé César Guegni</b> <i>Cabinet d'Avocats Charles Badou &amp; Partners</i>
<b>Sonia Allan</b> <i>Griffith University; Sonia Allan Consulting; University of Sydney</i>	<b>Joseph Darville</b> <i>Save The Bays, Waterkeepers Bahamas</i>	<b>Jaydene Thomas</b> <i>Emineo Caribbean</i>	<b>Pieter J. De Koster</b> <i>Bird &amp; Bird</i>	<b>Anonymous Contributors</b>
<b>Stephen Blanks</b> <i>New South Wales Council for Civil Liberties</i>	<b>Leah A. Rolle</b> <i>University of the Bahamas</i>	<b>Leslie F. Haynes</b>	<b>Sofie Bekaert</b> <i>Ghent University</i>	<b>Bolivia</b>
<b>Teresa Farmer</b> <i>John Toohey Chambers</i>	<b>Sharanda Humes-Forbes</b>	<b>Marvalee Franklyn</b> <i>Franklyn Law Chambers</i>	<b>Walter P. Verstrepen</b> <i>Elegis Brussels</i>	<b>Alan Elliott Vargas Lima</b> <i>Academia Boliviana de Estudios Constitucionales</i>
<b>Anonymous Contributors</b>	<b>Vann P. Gaitor</b> <i>Higgs &amp; Johnson</i>	<b>Noah Haynes</b>	<b>Anonymous Contributors</b>	<b>Alfonso M. Dorado Escobar</b>
	<b>Anonymous Contributors</b>	<b>Sharon R. Harris</b>	<b>Belize</b>	
		<b>Zarina Khan</b> <i>Prospect Chambers</i>	<b>Adler G. L. Waight</b> <i>Barrow &amp; Williams LLP</i>	



<b>Arturo Yañez Cortes</b> <i>Ilustre Colegio de Abogados de Chuquisaca</i>	<b>Duraković Adnan</b> <i>University of Zenica</i>	<b>Neo Thelma Moatlhodi</b> <i>Chobe District Council</i>	<b>Fernanda Vargas Terrazas</b> <i>Conselho Nacional de Secretarias Municipais de Saúde (CONASEMS)</i>	<b>Maria Valeria Junho Penna</b> <i>Federal University of Rio de Janeiro</i>
<b>Asdrual Martin</b> <i>Universidad Mayor de San Andrés</i>	<b>Dzeneta Omerdic</b> <i>University of Tuzla</i>	<b>Olebile Daphney Muzila</b> <i>Bookbinder Business Law</i>	<b>Fernando Aith</b> <i>Universidade de São Paulo</i>	<b>Matheus Cherulli Alcantara Viana</b> <i>Viana e Azevedo Advogados</i>
<b>Betty Carolina Ortuste Tellería</b> <i>Academia Boliviana de Estudios Constitucionales</i>	<b>Hana Korac</b> <i>University of Travnik</i>	<b>Precious Gondwe</b> <i>Precious and Partners Legal Practice</i>	<b>Gerson Branco</b> <i>Universidade Federal do Rio Grande do Sul</i>	<b>Michael Freitas Mohallem</b> <i>Pontifícia Universidade Católica do Rio de Janeiro</i>
<b>Cesar Burgoa Rodriguez</b> <i>Bufete Burgoa</i>	<b>Harun Išerić</b> <i>University of Sarajevo</i>	<b>Tachilisa Balule</b> <i>University of Botswana</i>	<b>Guilherme Bier Barcelos</b> <i>RMMG Advogados</i>	<b>Ordélio Azevedo Sette</b> <i>Azevedo Sette Advogados</i>
<b>Javier Mir Peña</b> <i>Mir &amp; Asociados Abogados Laborales</i>	<b>Jasminka Gradašćević-Sijerčić</b> <i>University of Sarajevo</i>	<b>Tatenda Caroline Dumba</b> <i>Minchin &amp; Kelly</i>	<b>Guilherme de Jesus France</b> <i>Instituto de Estudos Sociais e Políticos, Universidade do Estado do Rio de Janeiro</i>	<b>Paulo Sérgio João</b> <i>Pontifícia Universidade Católica de São Paulo</i>
<b>Jorge Antonio Asbun</b> <i>Estúdio Jurídico Asbun Associados</i>	<b>Kanita Pruščanović</b> <i>University of Sarajevo</i>	<b>Thuto Senwedi</b> <i>Non-Bank Financial Institutions Tribunal</i>	<b>Heloisa Estellita</b> <i>Fundação Getúlio Vargas</i>	<b>Rafael Lamera Giesta Cabral</b> <i>Universidade Federal Rural do Semiárido</i>
<b>Jorge Omar Mostajo Barrios</b> <i>Universidad Mayor de San Andrés</i>	<b>Lana Bubalo</b> <i>University of Stavanger</i>	<b>Tshekiso Tshekiso</b> <i>TDJ Legal Practice</i>	<b>Heloisa Uelze</b> <i>Trench Rossi Watanabe</i>	<b>Raoni Bielschowsky</b> <i>Universidade Federal de Uberlândia</i>
<b>José Antonio Rivera Santivañez</b> <i>Universidad Mayor de San Simón</i>	<b>Mehmed Ganic</b> <i>International University of Sarajevo</i>	<b>Unoda Mack</b> <i>Mack, Bahuma Attorneys</i>	<b>João Augusto Gameiro</b> <i>Trench Rossi Watanabe</i>	<b>Raquel Betty de Castro Pimenta</b> <i>Tribunal Regional do Trabalho da 3a Região</i>
<b>Juan Pablo Sánchez Orsini</b>	<b>Mirjana Šarkinović</b> <i>Attorney's Office Mirjana Šarkinović</i>	<b>Anonymous Contributors</b>	<b>Jorge Magalhães</b> <i>Fiocruz</i>	<b>Raquel Lima Scalcon</b> <i>Cavalcanti Sion Advogados</i>
<b>Kathia Saucedo Paz</b>	<b>Samir Lemes</b> <i>Eko Forum Zenica</i>	<b>Brazil</b>	<b>Ligia Bahia</b> <i>Universidade Federal do Rio de Janeiro</i>	<b>Roberta de Freitas Campos</b> <i>Fundação Oswaldo Cruz</i>
<b>María Micaela Alarcón Gambarte</b> <i>Academia Boliviana de Estudios Constitucionales</i>	<b>Šefket Goletić</b> <i>University of Zenica</i>	<b>Ana Paula de Barcellos</b> <i>Universidade do Estado do Rio de Janeiro</i>	<b>Luciana Zaffalon</b> <i>Plataforma JUSTA</i>	<b>Rodrigo Ghiringhelli de Azevedo</b> <i>Pontifícia Universidade Católica do Rio Grande do Sul</i>
<b>Nicolás Soliz Peinado</b> <i>ACF Abogados</i>	<b>Slaven Dizdar</b>	<b>Carolina Giesbrecht Forte Korbage de Castro</b> <i>Korbage de Castro Sociedade de Advogados</i>	<b>Luciano Feldens</b> <i>Feldens Advogados; Pontifícia Universidade Católica do Rio de Janeiro</i>	<b>Rubens Hofmeister Neto</b> <i>Feldens Advogados</i>
<b>Raul A. Baldívía</b> <i>Baldívía Unzaga &amp; Asociados</i>	<b>Anonymous Contributors</b>	<b>Daniel Bushatsky</b> <i>Advocacia Bushatsky</i>	<b>Luis Eduardo Serra Netto</b> <i>Duarte Garcia, Serra Netto e Terra Advogados</i>	<b>Sara Carvalho Matanzaz</b> <i>Ferreira de Melo Advogados</i>
<b>Yerko Ilijic Crosa</b> <i>Proyecto Acceso CWSL</i>	<b>Samir Lemes</b> <i>Eko Forum Zenica</i>	<b>Daniel de Pádua Andrade</b> <i>Universidade Federal de Viçosa</i>	<b>Luiz Felipe Monteiro Seixas</b> <i>Universidade Federal de Pernambuco</i>	<b>Sérgio Cruz Arenhart</b> <i>Ministério Público Federal</i>
<b>Anonymous Contributors</b>	<b>Šefket Goletić</b> <i>University of Zenica</i>	<b>Debora Regina Pastana</b> <i>Universidade Federal de Uberlândia</i>	<b>Luiz G. P. Dellore</b> <i>Universidade Presbiteriana Mackenzie</i>	<b>Sergio Mannheimer</b> <i>Mannheimer, Perez e Lyra Advogados</i>
<b>Bosnia and Herzegovina</b>	<b>Slaven Dizdar</b>	<b>Elival da Silva Ramos</b> <i>Universidade de São Paulo</i>	<b>Maria Celina Bodin de Moraes</b> <i>Pontifícia Universidade Católica do Rio de Janeiro; Universidade do Estado do Rio de Janeiro</i>	<b>Soraia Saleh</b> <i>Saleh Advogados Associados</i>
<b>Bahrija Umihanić</b> <i>University of Tuzla</i>	<b>Anonymous Contributors</b>	<b>Fabio Queiroz Pereira</b> <i>Universidade Federal de Minas Gerais</i>	<b>Fábio Ulhoa Coelho</b> <i>Pontifícia Universidade Católica de São Paulo</i>	<b>Suzana de Queiroz Alves</b> <i>Defensoria Pública da União</i>
<b>Boris Stojanović</b>	<b>Kagiso Jani</b> <i>Tshekiso Ditiro &amp; Jani Legal Practice</i>	<b>Fábio Ulhoa Coelho</b> <i>Pontifícia Universidade Católica de São Paulo</i>		<b>Teresa Ancona Lopez</b> <i>Universidade de São Paulo</i>
<b>Denis Pajić</b> <i>University "Džemal Bijedić"</i>	<b>Kwadwo Osei-Ofei</b> <i>Osei-Ofei Legal</i>			
	<b>Mabedi Cedella G. Masedi</b> <i>Piyush Sharma Attorneys &amp; Co.</i>			
	<b>Motsomi Ndala Marobela</b> <i>University of Botswana</i>			

**Thiago Bottino**  
*Fundação Getulio Vargas*

**Ulisses Levy Silvério dos Reis**  
*Universidade Federal Rural do Semiárido*

**Victor Hugo Criscuolo Boson**  
*Universidade Federal do Sul da Bahia*

**Anonymous Contributors**

## Bulgaria

**Ana-Mari Eremieva**  
*Dimitrov, Petrov & Co.*

**Gergana Ilieva**

**Lachezar Raichev**  
*Penkov, Markov & Partners*

**Nikolai Hristov**  
*Medical University of Sofia*

**Nikolay Zisov**  
*Boyanov & Co.*

**Pavel Tsanov**  
*Penkov, Markov & Partners*

**Petko Salchev**  
*National Center of Public Health and Analyses*

**Stanislav Malchev**  
*Air4Health Association*

**Vania Todorova**  
*Stoeva Tchompalov & Znepolski Attorney Partnership*

**Victor Gugushev**  
*Gugushev and Partners*

**Anonymous Contributors**

## Burkina Faso

**Abdoulaye Soma**

**Drabo K. Maxime**  
*IRSS-CNRST*

**Hervé Hien**  
*Institut National de Santé Publique (INSP)*

**K. Frédéric Hermann Minoungou**  
*Legalis Advisory*

**Paulin Küssome Somda**  
*Institut National de Santé Publique (INSP); Ministère de la Santé et de l'Hygiène Publique (MSHP)*

**S. Ibrahim Guitanga**  
*SCPA Birba-Guitanga & Associés*

**Sièlma Salimata Sou-Kone**  
*Société Burkinabè de Droit Constitutionnel*

**Anonymous Contributors**

## Cambodia

**Darwin (Naryth) Hem**  
*BNG Legal*

**Fil B. Tabayoyong, Jr.**  
*Pannasastra University of Cambodia*

**Ruwan Hulugalle**  
*BNG Legal*

**Anonymous Contributors**

## Cameroon

**Barthelemy Onana**  
*Ordre des Avocats au Barreau du Cameroun*

**Bernard Burinyuy Ngaibe**  
*Abeng Law Firm*

**Diane Silabing epse Ouethy**  
*Cabinet d'Avocats Me Meuke*

**Gbaka Ernest Acho**  
*Gbaka & Co. Law Office*

**Hyacinthe Fansi**  
*Ngassam Fansi & Mouafo Avocats Associés*

**John Morfaw**  
*Strategic Development Initiatives*

**Joseph Ngoupayo**  
*Université de Yaoundé*

**Michel Antoine Mben Kanga**  
*SCP Ngassam, Fansi, Mouafo & Mben*

**Mirabel Ntui Mungu epse Toko**  
*Abeng Law Firm*

**MULUH & Partners Law Firm**

**Noé Momha**  
*Cabinet M&N PLC*

**Nsong Ntube Jonas**  
*The Abeng Law Firm*

**Polycarp Ngufor Forkum**  
*Association for Human Rights & Development*

**Serges Doumtsop Nzogning**  
*Barreau du Rwanda; East Africa Law Society*

**Zakariaou Njoumemi**  
*Université de Yaoundé I*

**Anonymous Contributors**

## Canada

**Brian Langille**  
*University of Toronto*

**Constance MacIntosh**  
*Schulich School of Law, Dalhousie University*

**Daniel M. Campbell**  
*Cox & Palmer*

**Domenic Crolla**  
*Gowling WLG LLP*

**Fabien Gélinas**  
*McGill University*

**Finn Makela**  
*Université de Sherbrooke*

**Gerard Kennedy**  
*University of Manitoba*

**Hoi Kong**  
*Peter A. Allard School of Law, University of British Columbia*

**Jabeur Fathally**  
*University of Ottawa*

**Jason Foster**  
*Athabasca University*

**Léo Fugazza**

**Malek Batal**  
*Université de Montréal*

**Michel W. Drapeau**  
*University of Ottawa*

**Pre Lise Desmarais**  
*Université de Sherbrooke*

**Rick Molz**  
*Concordia University*

**Thomas A. Cromwell**  
*Borden Ladner Gervais LLP*

**Ulisce Desmarais**  
*Desmarais Desvignes Crespo s.e.n.c.r.l.*

**Anonymous Contributors**

## Chile

**Alfredo Vial Rodríguez**  
*Abogados Mendoza Luksic Valencia*

**Carlos Ossandon**  
*Eluchans y Compañía Abogados*

**Cristina Santibáñez Boric**  
*Abogados Mendoza Luksic Valencia*

**Diego Mendoza Benavente**  
*Abogados Mendoza Luksic Valencia*

**Domingo Eyzaguirre**  
*Della Maggiora Eyzaguirre Abogados Laborales*

**Edmundo Varas K.**  
*KPMG Law*

**Fernando Jamarne**  
*Alessandri Abogados*

**Fernando Lolás Stepke**  
*Universidad Central de Chile; Universidad de Chile*

**Fernando Maturana Crino**  
*Eyzaguirre & Cía Abogados*

**Gonzalo Hoyl Moreno**  
*Socio Hoyl Alliende & Cía. Abogados*

**Ignacio Abogabir**  
*DLA Piper*

**Ignacio Pera**  
*Dentons*

**Jorge Canales G.**  
*Peralta, Sandoval, Llana y Gutiérrez Abogados*

**Jorge Delpiano Guerrero Olivos**

**José Ignacio Martínez Estay**  
*Universidad de los Andes*

**José Luis Lara Arroyo**  
*Universidad Católica de Chile*

**Juan Pablo Cox Leixelard**  
*Universidad Adolfo Ibáñez*

**Luis Felipe Hubner**  
*UHC Abogados*

**Luis Parada H.**  
*DLA Piper*

**Manuel José Fernández Barros**

**Marcelo A. Villalón Calderón**  
*Universidad de Chile*

**Michele Daroch Sagredo**  
*Abdala & Cía. Abogados*

**Omar Morales**  
*Montt y Cía. SA*

**Patricio Morales Aguirre**  
*Estudio Jurídico Pérez Donoso*

**Paulo Montt**  
*Colegio de Abogados de Chile*

**Ramon García Odgers**  
*Universidad Católica de la Santísima Concepción*

**Raúl Novoa Galán**

**Ricardo Lillo**  
*Universidad Adolfo Ibáñez*

**Sergio Díez Arriagada**  
*Cariola Díez Pérez-Cotapos*

**Zarko Luksic Sandoval**  
*Abogados Mendoza Luksic Valencia*

**Anonymous Contributors**

## China

### Ju Cunxu

Qiankun Law Firm

### Kaiming Liu

The Institute of Contemporary  
Observation

### Lu Yiguang

Lianhe Law Firm

### Xiao Zhang

Southeast University

### Xie Hao

Hubei Haosong Law Firm

### Anonymous Contributors

## Colombia

### Alfonso Plana Bodén

ARI Legal

### Bernardo Carvajal Sánchez

Bernardo Carvajal &  
Asociados SAS

### Carlos Alejandro Toro Prieto

### Carlos Andrés

### Gómez González

Socio Gómez Penalistas  
Abogados

### Carlos Arturo Toro López

### Carlos Mario Molina Arrubla

Molina Díaz & Abogados SAS

### Eduardo Cárdenas

Dentons, Cardenas & Cardenas

### Enrique Alvarez

Lloreda Camacho & Co.

### Gabriel Sánchez

Posse Herrera Ruiz

### Guillermo Hernando Bayona

Combariza

### Jorge Lara Urbaneja

LaraConsultores

### Jorge Acosta-Reyes

Universidad del Norte

### Jorge Voidonikolas

### José Ignacio Lombana Sierra

Lombana & Lombana

Abogados

### José Pablo Velásquez

### Escobar

Universidad de Antioquia

### Luis Eduardo Nieto

Nieto Abogados

### Luisa Fernanda Toro

Molina Díaz & Abogados SAS

### María Camila Castellanos

### Forero

Universidad de los Andes

### Rafael Abuchaibe L.

Lloreda Camacho & Co.

### Raúl Alberto Suárez Arcila

### Sonia Botero Restrepo

Universidad Libre Seccional Cali

### Anonymous Contributors

## Congo, Dem. Rep.

### Annie Bambe Cikunda

Forum pour les Droits des  
Jeunes et Enfants au Congo  
(FODJEC)

### Aubin Mabanza N'Semy

KLAM Advocates

### Benjamin Ifeka Momponza

Cabinet Me Ifeka M.  
Benjamin et Avocats

### Bienfait Uwimana

Université de Goma

### Bruno Bitangilayi Kapongo

Barreau de Kinshasa/Gombe

### Charles Kitenge

### Claude Izua Kembo

Voile Leve, Ongdh

### Clément Shamashanga

### Minga

Centre de Recherches et  
d'études sur l'État de droit en  
Afrique (CREEDA)

### Etienne Mbodo Solo

### Barreau du Kongo Central

Freddy Kitoko Nyembo

Centre pour la Justice et la  
Réconciliation (CJR)

### Fulbert Kwilu Nappa

Université de Kinshasa

### Grace Beda Mbazi

Université de Goma

### Hélène Kinda

### Joseph Kayembe Mutamba

### Joseph Yav Katshung

Yav & Associates LLP

### Kumbu ki Ngimbi

Universite de Kinshasa

### Liliane Musasa

Centre d'Assistance Juridique

### Lionnel Umba Mavungu

PLA Law Firm SCP

### Marie Nyombo Zaina

Réseau National des ONG  
pour le Développement de la  
Femme (RENADEF)

### Michael Selemani

### Lusembula

Hello Docteur; Réseaux  
des Medecins Congolais de  
Proximite

### Patrick Katebe Kaisa

Étude Calwe & Associates

### Patrick Nsimba Mata

Club des Amis Damien

### Richard Lumbika Nlandu

Université Kongo

### Rodino Tshibuyi

Conseil Supérieur de la  
Magistrature

### Rodrigue Isamaleki

Barreau de Kinshasa/Matete

### Roger Mukendi

Réseau National des ONG  
pour le Développement de la  
Femme (RENADEF)

### Toussaint Kwambamba Bala

Université de Bandundu;  
Université Catholique du  
Congo

### Vianney Kanku

Action contre l'impunité pour  
les Droits Humains

### Anonymous Contributors

## Congo, Rep.

### Alide Bouangui

Barreau de Pointe Noire

### Antonin Boumba

Barreau de Pointe Noire

### Jean Pierre Mahoungou

RENAPC

### Muriel Gladys Mouandza

### Roland Bembelly

Cabinet d'Avocats Gomes

### Yvon Bourges Mahinga

### Ngama Lenny

### Zéphirin Abel Moukolo

Croix Bleue Congolaise (CBC)

### Anonymous Contributors

## Costa Rica

### Alonso Vargas

Lexincorp

### Arturo Herrera Barquero

Caja Costarricense de Seguro  
Social

### Benjamín Gutiérrez

BG&A Abogados Corporativos

### Carlos José Valerio Valerio

Colegio de Abogados y Abogadas

### Carmen Zúñiga Quesada

GLC Abogados

### David Gutierrez Swanson

BLP

### Diego González Fernández

Universitat Pompeu Fabra

### Douglas Barraza-Ruiz

Universidad Nacional

### Dusting Oreamuno Álvarez

Universidad Técnica Nacional

### Eduardo Calderón Odio

BLP

### Erick Ramos Fallas

Bufete Zurcher Odio &  
Raven, Zurcher Penal

### Ewald Acuña Blanco

Bufete Acuña & Asociados

### Fátima Porras Moya

Martinez & Porras Abogados

### Federico Morales Chaves

Central Law

### Felipe Riveros

Alta Batalla

### Fidelia Solano Gutiérrez

Universidad Técnica Nacional

### Ignacio Gallegos

Zurcher Odio & Raven

### John Brenes Rodríguez

Alta Batalla

### Luis Gonzalez Aguilar

Universidad de Costa Rica

### Luis Sánchez

Facio & Cañas

### M. Enrique Lizano

Lizano Pacheco Abogados

### Marco Durante Calvo

BDS Asesores

### Marlen León Guzmán

Passe-Partout Ed-Tech

### Marvin Carvajal Pérez

Alta Batalla

### Rafael Angel Rodríguez

### Salazar

La Firma de Abogados CR

### Ramón María Yglesias Piza

Bufete Mora, Yglesias y  
Asociados

### Randall Madrigal Madrigal

Colegio de Abogados y  
Abogadas

### Sylvia Bejarano Ramírez

Central Law

### Vicente Lines

Arias

### Anonymous Contributors

## Côte d'Ivoire

### Bile-Aka Joachim

Barreau de Cote d'Ivoire; Ordre des Avocats de Cote D'Ivoire

### Carine Kouadio

Université Félix Houphouët Boigny

### Charles Kignima

### Eric Bably

BK & Associés

### Geneviève Sissoko

REPSFECOCI

### Kignaman Soro

K.S. & Associés

### Paterne Mambo

Université Félix Houphouët Boigny

### SCPA KSK

### Souleymane Sakho

Société Civile Professionnelle d'Avocats Sakho-Yapobi-Fofana et Associés

### Anonymous Contributors

## Croatia

### Alan Bosnar

### Alan Soric

Attorneys Soric & Tomekovic Dunda

### Anita Krizmanic

Mačević & Partners LLC

### Arsen Bačić

University of Split

### Boris Kozjak

### Božidar Feldman

Matić, Feldman & Herman

### Darko Jurišić

General Hospital "Dr. J. Benčević"

### Ivo Grga

### Lucija Sokanović

University of Split

### Marko Borsky

### Marko Lovrić

### Miroљjub Macesic

Law Offices Macesic & Partners LLC

### Natasa Zunic Kovacevic

University of Rijeka

### Petar Bačić

University of Split

### Rudolf Gregurek

University of Zagreb

### Tomislava Furčić

Law Office Furčić

### Toni Stifanic

Mačević & Partners LLC

### Vedran Zlatić

University of Split

### Zlatko Mateša

Odvjetničko Društvo Mateša & Kapitan DOO

### Zrinka Buzatovic

Mačević & Partners LLC

### Anonymous Contributors

## Cyprus

### Alexandros Clerides

Phoebus, Christos Clerides & Associates LLC

### Alexia Mitsides

Chr. P. Mitsides & Co. LLC

### Christos Mitsides

Chr. P. Mitsides & Co. LLC

### Dimitrios Ntourakis

European University, Cyprus

### Eleftherios T. Economou

Loizides & Economou LLC

### Ioannis Economou

Loizides & Economou LLC

### Katia Kakoulli

Chrysses Demetriades & Co. LLC

### Lora Stylianou

LC LAW Stylianou & Associates LLC

### Photos Tsangarides

PHC Tsangarides LLC

### Anonymous Contributors

## Czechia

### Anna Gelety

### Arkady Alexandrov

### Barbora Dubanska

Dubanska & Co. Law

### Daniel Bartoň

### Jan Hurdík

Masarykovy Univerzity

### Jan Poláček

Poláček, Tryznová & Prudlová

### Lukáš Prudil

AK PRUDIL a spol., s.r.o.

### Michal Koscik

Masaryk University

### Michal Peškar

Randl Partners

### Ondřej Chlada

DLA Piper

### Radek Matouš

Eversheds Sutherland

### Štěpán Holub

Holubová Advokáti s.r.o.

### Tomas Cihula

Kinstellar

### Vojtech Steininger

Hartmanova & Steininger

### Zuzana Derflerova Brazdova

Masaryk University

### Anonymous Contributors

## Denmark

### Anna Murphy

Murphys-lov.dk

### Anne Brandt Christensen

### Christian Bay Nielsen

STORM Advokatfirma

### Christian Bentz

Lind Advokataktieselskab

### Helle Krunke

University of Copenhagen

### Henrik Bonné

Denlaw

### Jakob S. Johnsen

HjulmandKaptain

### John Sahl Andersen

University of Copenhagen

### Kim Trensrow

Kromann Reumert

### Paul Kruger Andersen

Århus University

### Per Andersen

University of Southern Denmark

### Poul Hvilsted

Horten Law Firm

### Signe Smith Jervelund

University of Copenhagen

### Anonymous Contributors

## Dominica

### Beverly Leblanc

Circle of Friends, Achievement Learning Centre

### Kael E. London

### Anonymous Contributors

## Dominican Republic

### Alberto Andrés Biaggi

### Dimitri

Biaggi Abogados

### Alfredo Lachapel

Lachapel Toribio

### Argenys Matos Feliz

Consultores Jurídicos del Caribe

### Arismendi Díaz Santana

Fundación Seguridad Social Para Todos (FSSPT)

### Arturo Figuereo Camarena

Fiallo Billini Scanlon Abogados & Consultores

### Carlos Felipe Báez

Carlos Felipe Law Firm, SRL

### Denisse Casado Reyes

### Francisco Alvarez Valdez

Participación Ciudadana

### Iván Alfonso Cunillera

### Albuquerque

William Cunillera & Asociados

### Jefrey Lizardo

Pontificia Universidad Católica Madre y Maestra (PUCMM)

### Luis Eduardo Jiménez

Jiménez Peña

### Luis Julio Jiménez

Jiménez Peña

### Magdalena Rathe

Fundación Plenitud

### Manuel Colomé-Hidalgo

Hospital Pediátrico Dr. Hugo Mendoza

### Mary Fernandez-Rodriguez

Headrick Rizik Alvarez & Fernandez

### Miguel Ángel Reyes Taveras

Fundación Fiscalización Ciudadana

### Roberto Medina Reyes

Jorge Prats Abogados & Consultores

### Rosa Ypania Burgos Minaya

### Smerly Rodriguez Jimenez

Tribunal Constitucional de la República Dominicana

### Tamara Aquino

### Virgilio A. Mendez Amaro

Mendez & Asociados

### Anonymous Contributors

## Ecuador

### Alan Almeida Z.

Gazette Abogados

<b>Alfredo Brito Ortiz</b> <i>Brito &amp; Pinto Abogados</i>	<b>James Pilco Luzuriaga</b> <i>Universidad del Azuay</i>	<b>Ibrahim Ahmad</b> <i>Arab Chamber of Conciliation and Arbitration</i>	<b>Rommell I. Sandoval R.</b> <i>I&amp;D Consulting</i>	<b>Alemu Meheretu</b> <i>Addis Ababa University</i>
<b>Álvaro José Freile Franco</b> <i>Dignidad y Derecho</i>	<b>José Eduardo Navas Moscoso</b> <i>Navas &amp; Asociados</i>	<b>Ibrahim Fahmy Kharboush</b> <i>Alexandria University</i>	<b>Sheila Marcella Romero Rodríguez</b>	<b>Aschalew Ashagre Byness</b> <i>Addis Ababa University</i>
<b>Ana Belén Posso Fernández</b> <i>Ontaneda &amp; Posso Abogados</i>	<b>Juan Fernando Páez Parral</b> <i>Estudio Jurídico Páez Terán</i>	<b>Khaled El Shalakany</b> <i>Shalakany Law Office</i>	<b>Anonymous Contributors</b>	<b>Balewugieze Zemene Beza</b> <i>University of Gondar</i>
<b>Ana Veloz Avendaño</b>	<b>Marcelo Dávila Martínez</b> <i>Sempértegui Abogados</i>	<b>Anonymous Contributors</b>	<b>Estonia</b>	<b>Demelash Shiferaw Reta</b> <i>Addis Ababa University</i>
<b>Andrés López Valencia</b> <i>Cevallos &amp; Noboa</i>	<b>Marcelo Proaño Paredes</b>	<b>El Salvador</b>	<b>Aare Tark</b> <i>Law Office Tark</i>	<b>Dessalegn Tigabu Haile</b> <i>Bahir Dar University</i>
<b>Augusto Chasillacta Zurita</b> <i>Páez Terán Abogados</i>	<b>Maria Jose Alarcon</b> <i>Universidad Hemisferios</i>	<b>Adán Araujo</b> <i>Arias</i>	<b>Andres Vutt</b> <i>University of Tartu</i>	<b>Gebreyesus Abegaz Yimer</b>
<b>Carlos Alberto Varela Arias</b> <i>Universidad Hemisferios</i>	<b>María José Luna Lara</b> <i>Universidad Hemisferios</i>	<b>Alberto Alfaro-Alvarado</b> <i>Universidad Dr. José Matías Delgado</i>	<b>Denis Piskunov</b> <i>Magnusson Law Firm</i>	<b>Guadie Sharew Wondimagegn</b> <i>QMMH</i>
<b>Carlos Carrasco Yépez</b> <i>Almeida, Carrasco &amp; Domínguez Asociados</i>	<b>María Mercedes Salgado Salazar</b> <i>Bustamante Fabara</i>	<b>Benjamin Valdez Iraheta</b> <i>Benjamin Valdez &amp; Asociados</i>	<b>Erik Salur</b> <i>NJORD Law Firm</i>	<b>Hiruy Gebreegziabher</b> <i>University of Notre Dame, Australia</i>
<b>Ciro Pazmino Zurita</b> <i>P&amp;P Abogados</i>	<b>Mario I. Armendáriz Y.</b> <i>Armendáriz &amp; Andino Abogados</i>	<b>Carlos Arturo Muyshondt Parker</b>	<b>Ga Gabriel Tavits</b> <i>University Of Tartu</i>	<b>Hussein Abdurahman Seid</b> <i>Law Office of Abdurahman Seid; Mizan Teppi University School of Law</i>
<b>Claudia Storini</b> <i>Universidad Andina Simón Bolívar</i>	<b>Mario Moncayo</b> <i>MRV Abogados</i>	<b>Christian Bara Cousin</b> <i>Bara Legal Corporation</i>	<b>Kaja Pölluste</b> <i>University of Tartu</i>	<b>Jara Samuel</b> <i>Arsi University</i>
<b>Daniel Caicedo</b> <i>Carmigniani Pérez Abogados</i>	<b>Miguel Ángel Gaviláñez Guerrero</b> <i>Prospectus Law</i>	<b>Claudia Marcela Hernández Chávez</b> <i>FIADI</i>	<b>Liis Rooväli</b> <i>University of Tartu</i>	<b>Kinfe Yilma</b> <i>Addis Ababa University</i>
<b>David Albarran Pacheco</b> <i>ADLEX Estudio Jurídico Abogados y Consultores</i>	<b>Nicole Espinosa Proaño</b> <i>Dignidad y Derecho</i>	<b>Consortium Legal</b>	<b>Madis Kiisa</b> <i>Advokaadibüroo K&amp;S Legal OÜ</i>	<b>Kokebe W. Jemaneh</b> <i>Addis Ababa University</i>
<b>Diego Almeida Guzmán</b> <i>Almeida Guzmán Asociados</i>	<b>Pablo Andino Fiallos</b> <i>Ava Legal</i>	<b>Daniel A. Joya</b>	<b>Maksim Greinoman</b> <i>Advokaadibüroo Greinoman &amp; Co.</i>	<b>Kokebe W. Jemaneh</b> <i>Addis Ababa University</i>
<b>Esteban Javier Polo Pazmiño</b> <i>Universidad Internacional del Ecuador</i>	<b>Patricio Ortega</b> <i>Sempértegui Abogados</i>	<b>David Claros</b> <i>García &amp; Bodán</i>	<b>Merle Erikson</b> <i>University of Tartu</i>	<b>Mehari Redae</b> <i>Addis Ababa University</i>
<b>Farith Simon</b> <i>Universidad San Francisco de Quito</i>	<b>Patricio Peña R.</b> <i>Noboa, Peña &amp; Torres Abogados</i>	<b>Eduardo Campos Funes</b> <i>Legit - Asesores Legales</i>	<b>Mikk Jürisson</b> <i>University of Tartu</i>	<b>Mekete Bekele Tekle</b> <i>Addis Ababa University</i>
<b>Fernando Sacoto Aizaga</b> <i>Universidad Internacional del Ecuador</i>	<b>Santiago Solines</b> <i>Solines &amp; Asociados Abogados</i>	<b>Feridee Alabi</b> <i>Romero Pineda &amp; Asociados</i>	<b>Tanel Küün</b> <i>Law Office Tark</i>	<b>Mesfin Beyene Abrha</b> <i>Mekelle University</i>
<b>Gabriela Rivera Arévalo</b>	<b>Sylvia Bonilla Bolaños</b> <i>Centro de Investigación y Defensa del Derecho al Trabajo</i>	<b>Francisco Murillo</b> <i>Central Law</i>	<b>Tauno Tark</b> <i>Law Office Tark</i>	<b>Messelu Mamenie Endale</b> <i>Bahir Dar University</i>
<b>Graciela Monesterolo L.</b> <i>Pontificia Universidad Católica del Ecuador</i>	<b>Anonymous Contributors</b>	<b>Jose Eduardo Barrientos Aguirre</b> <i>SBA, SA de CV</i>	<b>Anonymous Contributors</b>	<b>Muhammed Hillo</b> <i>Arsi University</i>
<b>Hugo García, Daniel Caicedo, and Kevin Larco</b> <i>Carmigniani Pérez Abogados</i>	<b>Egypt, Arab Rep.</b>	<b>José Raúl Guerrero Jiménez</b> <i>Legalis</i>	<b>Ethiopia</b>	<b>Nigussie Redae</b> <i>Addis Ababa University</i>
	<b>Bahieldin H. Z. Elibrachy</b> <i>Ibrachy &amp; Dermarkar</i>	<b>Luis Alonso Navarrete Soto</b> <i>Lans Despacho de Abogados</i>	<b>Abiyou Girma Tamrat</b> <i>Abiyou Girma Law Office</i>	<b>Rahel Alemayehu</b> <i>Rahel Alemayehu &amp; Associates Law Office</i>
		<b>Piero Rusconi Gutierrez</b> <i>Central Law</i>	<b>Alebachew Birhanu</b> <i>Bahir Dar University</i>	<b>Richard Wentzell</b> <i>Haramaya University</i>
			<b>Alemnew Gebeyehu Dessie</b> <i>Konrad-Adenauer-Stiftung</i>	



<b>Tameru Bereded</b> <i>TWA and Partners Law Office, LLP</i>	<b>Sanna-Maria Bertell</b> <i>Hewlett Packard Enterprise</i>	<b>Madi Jobarteh</b> <i>Westminster Foundation for Democracy</i>	<b>Kofi Akronte Asmah</b> <i>Gyandoh Asmah &amp; Co.</i>	<b>Kostoula Mazaraki</b> <i>Nomos Law Firm</i>
<b>Tegegne Zergaw</b> <i>Bahir Dar University</i>	<b>Tatu Hyttinen</b> <i>University of Turku</i>	<b>Malick F. M'Bai</b> <i>M'Bai Legal Chambers</i>	<b>Kwabena Opong-Kyekyeku</b> <i>CQ Legal</i>	<b>Magda Kapoti-Tazedaki</b> <i>Tazedakis Law Firm</i>
<b>Temesgen Sisay Beyene</b> <i>Bahir Dar University</i>	<b>Teuvo Pohjolainen</b> <i>University of Eastern Finland</i>	<b>Mary Mam Degen Fye Stefan Huster</b> <i>Ruhr-Universität Bochum</i>	<b>Nana Esi Aferba Ahlijah</b> <i>Ariel Avery Law</i>	<b>Marcel Cremer</b> <i>Cremer &amp; Partners</i>
<b>Tewodros Demamu Teshome</b> <i>Debre Markos University</i>	<b>Anonymous Contributors</b>	<b>Stephan Sander</b> <i>Sander Terhedebüрге Treumann Rechtsanwälte</i>	<b>Richmond Aryeetey</b> <i>University of Ghana</i>	<b>Melina Avagianou</b> <i>Klimaka</i>
<b>Tsegaye Mideksa Chaka</b> <i>Arsi University</i>	<b>France</b>	<b>Thilo Mahnhold</b> <i>JUSTEM</i>	<b>Robert Tettey Nomo, Jr.</b> <i>Legal Resources Centre (LRC)</i>	<b>Nikolaos M. Kondylis</b> <i>N. M. Kondylis &amp; Partners Law Office</i>
<b>Tsehai Wada</b> <i>Addis Ababa University</i>	<b>Carlos M. Herrera</b> <i>CY Cergy Paris Université</i>	<b>Thomas Feltes</b> <i>Ruhr-Universität Bochum</i>	<b>Samson Lardy Anyenini</b> <i>A-Partners at Law</i>	<b>Panagiotis Gioulakos</b> <i>e-nomos Consultants</i>
<b>Zewdu Mengesha</b> <i>Bahir Dar University</i>	<b>François Cantier</b>	<b>Thomas Jürgens</b> <i>Jürgens Rechtsanwälts-gesellschaft mbH</i>	<b>Samuel Alesu-Dordzi</b> <i>AudreyGrey Unlimited</i>	<b>Stavros Karageorgiou</b> <i>Karageorgiou &amp; Associates Law Firm</i>
<b>Anonymous Contributors</b>	<b>Gauthier Chassang</b> <i>Inserm</i>	<b>Wibke Köppler</b> <i>Kanzlei Wibke Köppler</i>	<b>Samuel Pinaman Adomako</b> <i>Ferociter</i>	<b>Stelios Andreadakis</b> <i>Brunel University London</i>
<b>Finland</b>	<b>Léa Boukoulou</b>	<b>Wolf Stahl</b> <i>ADA Cosmetics International GmbH</i>	<b>Tata Kosi Foliba</b> <i>Fugar &amp; Company</i>	<b>Stelios Gregoriou</b> <i>Gregoriou Law Firm</i>
<b>Ari Miettinen</b> <i>Fimlab Laboratories Oy Ltd.</i>	<b>Marie-Christine Cimadevilla</b> <i>Cimadevilla Avocats</i>	<b>Anonymous Contributors</b>	<b>Theresa Dzifa Tamakloe</b>	<b>Anonymous Contributors</b> <i>VTP-Law Athens</i>
<b>Johanna Haltia-Tapio</b> <i>Hannes Snellman Attorneys Ltd.</i>	<b>Nicole Stolowy</b> <i>HEC Paris</i>	<b>Anonymous Contributors</b>	<b>Anonymous Contributors</b>	<b>Virginia Theodoropoulou</b>
<b>Jukka Paloheimo</b> <i>Roschier Attorneys Ltd.</i>	<b>Sebastien Ducamp</b> <i>Sesame Avocats AARPI</i>	<b>Anonymous Contributors</b>	<b>Alexios Athanassopoulos</b> <i>AA Law Firm</i>	<b>Yota Kremmida</b> <i>Hewlett Packard Enterprise</i>
<b>Kimmo Nuotio</b> <i>University of Helsinki</i>	<b>Véronique Tuffal-Nerson and Walid-Zidane Gouli</b> <i>TNDA</i>	<b>Abena Ntrakwah-Mensah</b> <i>Ntrakwah &amp; Co.</i>	<b>Alexis Anagnostakis</b> <i>Anagnostakis Law Offices</i>	<b>Anonymous Contributors</b>
<b>Lauri Railas</b> <i>Railas Attorneys Ltd.</i>	<b>Gabon</b>	<b>Azanne Kofi Akainyah</b> <i>A&amp;A Law Consult</i>	<b>Anthony G. Mavrides</b> <i>Ballas, Pelacanos &amp; Associates LPC</i>	<b>Grenada</b>
<b>Markku Fredman</b> <i>Law Office Fredman &amp; Månsson</i>	<b>Elza-Ritchuelle Boukandou</b> <i>Kalmie Avocats Associés</i>	<b>Christine Amankwa</b> <i>Sam Okudzeto &amp; Associates</i>	<b>Athina Moraiti</b>	<b>Avril Anande Trotman-Joseph</b> <i>Law Office of Joseph &amp; Joseph</i>
<b>Matti Ilmari Niemi</b> <i>University of Eastern Finland</i>	<b>Irénée Mezui Mba</b>	<b>Emma-Jane Daniels</b> <i>Minkah-Premo &amp; Co.</i>	<b>Dionysis Balourdos</b> <i>National Centre for Social Research</i>	<b>Camille Gooding-DeSouza</b> <i>Law Office of Camille Gooding-DeSouza</i>
<b>Matti Tolvanen</b> <i>University of Eastern Finland</i>	<b>Noël Edgar Gomes Ntchango</b>	<b>Enock Jengre</b> <i>Legal Resources Centre (LRC)</i>	<b>Effimia Tsagkalidou</b> <i>Effimia Tsagkalidou and Partners Law Firm</i>	<b>Chevanev Charles</b>
<b>Mika J. Lehtimäki</b> <i>Bayesian Realm</i>	<b>Thierry Moundougalt</b>	<b>Ernest Y. Ako</b> <i>University of Cape Coast</i>	<b>Ilias Anagnostopoulos</b>	<b>James Bristol</b> <i>Henry Henry &amp; Bristol</i>
<b>Mika Launiala</b> <i>University of Eastern Finland</i>	<b>Yenou Solange</b> <i>SCP Yenou &amp; Chansel</i>	<b>Isaac Aburam Lartey</b> <i>Sam Okudzeto &amp; Associates</i>	<b>John Kyriakides</b> <i>Kyriakides Georgopoulos Law Firm</i>	<b>Melissa Modeste-Singh</b> <i>Henry Henry &amp; Bristol</i>
<b>Patrick Lindgren</b> <i>Advocare Law Office</i>	<b>Anonymous Contributors</b>	<b>Kenneth Paa Kwesi Agyir</b> <i>Sam Okudzeto &amp; Associates</i>	<b>Konstantinos Vamas-Vloutis</b> <i>K. Valmas-Vloutis &amp; Associates Law Office</i>	<b>Rosana John</b> <i>Dentons, Delany</i>
<b>Raimo Lahti</b> <i>University of Helsinki</i>	<b>The Gambia</b>	<b>Kofi Agyena Agyeman</b> <i>Law Plus</i>	<b>Sheriece A. R. Noel</b> <i>Afi Ventour &amp; Co.</i>	
	<b>Cherno Marenah</b>			
	<b>Loubna Farage</b> <i>Farage Andrews Law Practice</i>			

Tanya K. Lambert

Yurana Phillip

*Afi Ventour & Co.*

Anonymous Contributors

## Guatemala

Alejandro Cofiño, Javier Medrano, and Carlos García Sáenz

*Alta, QIL+4 ABOGADOS*

Alvaro R. Cordón

*Cordon & Cordon Law Offices*

Ana Carolina Nichols

*Solvo Group*

Angélica Lucía Aguilar Gutiérrez

*Universidad Francisco Marroquín*

David Ernesto Chacón Estrada

*Universidad de San Carlos*

Edson Lopez

*ECIJA Guatemala*

Emanuel Callejas A.

*Carrillo & Asociados*

Enrique Möller Sánchez

*Mollerlaw*

Fredy Abed Alabi

*Universidad Francisco Marroquín*

Fredy Quinteros

Gabriel Arturo Muadi

Garcia

Gonzalo Menendez Park

*Lexincorp*

Guillermo Gándara Espino

*Work in Progress*

Harvey Alvarez

*HP Abogados*

Jorge Mario Andriano

Grotewold

Juan José Porras Castillo

*GT Legal*

Katia Marina Torres Barrera

*Torres de Wit & Asociados*

Kenny Alexander Sandoval

Linares

*Solvo Group*

Mario Roberto Guadrón

Rouanet

*GT Legal*

Marvin Javier Dávila

Villegas

Oscar Adolfo Morales

Montufar

*Morales Montufar Bufete Internacional*

Oscar Augusto Rivas

Villanueva

*GR Legal*

Roberto René

Alonzo del Cid

Saúl González Cabrera

Sergio A. Peña Mandujano

*Globalex*

Vilma Judith Chavez

Espina de Pop

*Universidad Galileo*

Anonymous Contributors

## Guinea

Aboubacar Kone

*Centre communautaire des populations clés de Conakry*

Aimé Christophe

Labilé Kone

*Avocats Sans Frontières*

Ali Badara Bangoura

*Ordre des Avocats de Guinée*

Alpha Kourouma

Amadou Babahein Camara

*Barreau de Guinée*

Ansoumane Kalivogui

David Beavogui

*Barreau de Guinée*

Foromo Frederic Loua

*Les Mêmes Droits pour Tous*

Mahawa Sylla

*VIE+*

Mamadou Gack

*Afrique arc-en-ciel-Guinée (AAECG)*

Oumar Baldé

Ousmane Dambel

*Brussels United Lawyers (BUL)*

Yaramo Cé Saoulomou

*Cabinet d'Avocat Zoé Prosper*

Anonymous Contributors

## Guyana

Adrian Smith

*Toussaint Law Firm*

Chandrawattie Persaud

*Ibis Chambers*

Eva Rawana-Scott

Madan Rambaran

*Woodlands Hospital*

R. Jabour

Rajendra Jaigobin

Sarika Gajraj

*Siskin Consultants*

Tyra Bakker

*Competition and Consumer Affairs Commission*

Anonymous Contributors

## Haiti

Alain Guillaume

*Universite Quisqueya*

Anderson Gazenord

*Thémis Cabinet d'Avocats*

Christelle St-Natus Cavé

*Hudicourt-Woolley & Associés*

Djenanne Feliz-Désir

*Barreau de Port-au-Prince*

Frantz Gabriel Nerette

*Juris Excel Cabinet d'Avocats*

Genel Pierre

*Cabinet Rigaud Duplan*

Geneviève Michel

Jean Guy Honore

*Centre Haitien pour le Renforcement du Système de Santé (CHARESS)*

Jean Vandal

Michel Succar

*Cabinet Lissade-Succar*

Patrick Woolley

*Barreaeu de Port-au-Prince*

Salim Succar

*Cabinet Lissade-Succar*

Vanessa Abdel-Razak

*Abdel-Razak & Associés*

Wildor Faustin

Anonymous Contributors

## Honduras

Alejandro Kaffati

*Consejo Hondureño de la Empresa Privada (COHEP)*

César Antonio

Espinal González

*Consejo Nacional Anticorrupción (CNA); Observatorio de Política Criminal Anticorrupción (OPCA)*

David Armando

Urtecho López

Eduardo Enrique

Fuentes Calix

*Hablemos de Honduras*

Eduardo René

Rivera Mendoza

*ECIJA Honduras*

Ekber Matute

*Arias*

Fanny Rodriguez

*Arias*

Federico Moncada

*Centro de Investigación y Desarrollo en Salud, Trabajo y Ambiente (CIDSTA)*

Gabriela María Williams

Cruz

*ECIJA Honduras*

Henry Salinas

Ivis Alvarado

*BLP*

Jessica Marleni Kennerley

*Bufete Colegas*

Jorge Arturo Reina Interiano

*ECIJA Honduras*

Jose Alvarez

*BLP*

Juan José Alcerro Milla

*Aguilar Castillo Love*

Juan Pablo Larios Guillén

*Conjurinter*

Leobildo Cabrera Cabrera

Lino Carmenate Milián

*Universidad Nacional Autónoma de Honduras*

Lisandro Valle Perez

*Hospital y Clínicas DIME SA*

Marlon Edgardo

Andino Martínez

*Dumas Lex*

Marlon Jose Ortiz Martinez

*Universidad Tecnológica Centroamericana*

Olvin Ulises

Mondragón Ponce

*Consejo Hondureño de la Empresa Privada (COHEP)*

Rafael Chicas

*BLP*

Rafael Gómez Mateo

*Grupo Legalsa de Honduras*

Rodolfo Dumas Castillo

*Dumas Lex*

Ruth Posadas

*Hombro a Hombro*

Valerya Theodoracopoulos

López

*Arias*

Walter L. Ramírez

*Lexfirma-Honduras*



**Yesenia Martinez**  
*Universidad Nacional Autónoma de Honduras*

**Anonymous Contributors**

**Hong Kong SAR, China**

**C. M. Chan**  
*Centre for the Rule of Law, Hong Kong Policy Research Institute*

**Ella Cheong**  
*ELLALAN*

**Lawrence Ma**  
*Foundation Chambers*

**Philip Dykes**  
*Bernacchi Chambers*

**Rick Glofcheski**  
*University of Hong Kong*

**Victor Dawes**  
*Temple Chambers*

**Anonymous Contributors**

**Hungary**

**András Jakab**  
*University of Salzburg*

**Andras L. Pap**  
*ELRN Centre for Social Sciences Institute for Legal Studies*

**Gábor Baruch**  
*Baruch Law Office*

**Judit Sandor**  
*Central European University*

**Lívia Albáné Feldmájer**

**Peter Mihalyi**  
*Corvinus University of Budapest*

**Petra Bárd**  
*Radboud Universiteit*

**Zsolt Kortvelyesi**

**Zsolt Zengődi**

**Anonymous Contributors**

**India**

**Anshul Prakash**  
*Khaitan & Co.*

**Anupamaa Venugopal**  
*AVRC Legal*

**Arush Khanna**  
*Numen Law Offices*

**Arvinder Pal Singh Narula**

**Kartik Ganapathy**  
*IndusLaw*

**Lalit Bhasin**  
*Bhasin and Company Advocates*

**Lira Goswami**  
*Associated Law Advisers*

**Padmaja Kaul**  
*IndusLaw*

**Puneet Misra**

**Rabindra Jhunjhunwala, Raj Panchmatia, and Roshnek Dhalla**  
*Khaitan & Co.*

**Rajas Kasbekar**  
*CRK Legal*

**Sheahan Verghese**  
*Tree of Life Associates*

**Vidya Bhushan Rawat**

**Vipender Mann**  
*KNM & Partners, Law Offices*

**Anonymous Contributors**

**Indonesia**

**Alamo D. Laiman**  
*Legisperitus Lawyers*

**Arih Diyanning Intiasari**  
*Jenderal Soedirman University*

**Dr. Robert**  
*Universitas Sumatera Utara*

**Erwin Natosmal Oemar**  
*Ikatan Advokat Indonesia*

**Fadjar Kandar**  
*Roosdiono & Partners*

**Felicia Tania**  
*Legisperitus Lawyers*

**Gatot Soemartono**  
*Universitas Tarumanagara*

**Ibnu Syamsu Hidayat**  
*Firma Hukum Themis*

**Kholis Abdurachim Audah**  
*Swiss German University*

**Laode M. Syarif**  
*Kemitraan*

**Louise Patricia Esmeralda**  
*Roosdiono & Partners*

**Marizca Rachel Poluan**  
*Legisperitus Lawyers*

**Muhamad Isnur**  
*Indonesia Legal Aid Foundation*

**Ningrum Natasya Sirait**  
*Universitas Sumatera Utara*

**Rahayu N. Hoed**  
*Makarim & Taira S.*

**S. Sartono**  
*Dentons, HPRP*

**Sianti Candra**  
*Agung Podomoro University*

**Sri Handayani**  
*Universitas Dian Nuswantoro*

**Sulistyaningsih Kusmanto**  
*Universitas 'Aisyiyah Yogyakarta*

**Sunardjo Sumargono**  
*Law Office of Semar Suryakencana Cipta Justiesindo*

**Tanius Sebastian**  
*Parahyangan Catholic University*

**Tristam Pascal Moeliono**  
*Parahyangan Catholic University*

**Violla Reininda Hafidz**  
*Konstitusi dan Demokrasi Inisiatif*

**Wigati N. Partosedono**  
*Integrity Law Firm*

**Yassar Aulia**  
*Indonesia Corruption Watch*

**Anonymous Contributors**

**Iran, Islamic Rep.**

**Atiyeh Rezaei**  
*Dr. Entezari & Associates Law Firm*

**Fatemeh Haddad Mohamad Abadi**  
*Central Bar Association*

**Kamiar Alaei**  
*Medical Alliance for Health Services Abroad (MAHSA)*

**Mehran Tamadonfar**  
*University of Nevada, Las Vegas*

**Shirin O. Entezari**  
*Dr. Entezari & Associates Law Firm*

**Vahid Ghasemi**

**Yahya Rayegani**  
*Praelegal*

**Anonymous Contributors**

**Ireland**

**Bill Holohan**  
*Holohan Lane LLP*

**Colman McCabe**  
*Hewlett Packard Enterprise*

**Eileen McCabe**

**Gerard Bury**  
*University College Dublin*

**Ian O'Donnell**  
*University College Dublin*

**Rónán Kennedy**  
*University of Galway*

**Shane MacSweeney**  
*MacSweeney & Company Solicitors*

**Anonymous Contributors**

**Italy**

**Alessia-Ottavia Cozzi**  
*University of Udine*

**Anna Simonati**  
*University of Trento*

**Antonella Antonucci**  
*Università degli Studi di Bari Aldo Moro*

**Antonio Cassatella**  
*University of Trento*

**Antonio Viscomi**  
*Università Magna Graecia di Catanzaro*

**Emanuele Cortesi**  
*CMA Studio Legale*

**Emanuele Scafato**  
*Italian Society on Alcoholology*

**Francesco De Angelis**

**Giuseppe Lorenzo Rosa**

**Isabella Aquila**  
*University Magna Graecia of Catanzaro*

**Luca Barontini**  
*Università degli Studi di Genova*

**Luigi Mori**  
*Biolato, Longo, Ridola & Mori*

**Marco Esposito**  
*Università di Napoli Parthenope*

**Mariano Cingolani**  
*University of Macerata*

**Patrizia Magarò**  
*Università degli Studi di Genova*

**Pierpaolo Martucci**  
*University of Trieste*

**Pietrantonio Ricci**  
*Magna Graecia University*

**Pietro Faraguna**  
*University of Trieste*

**Roberto Ceccon**  
*ACLAW*

**Rocchina Staiano**

*Università degli Studi di Teramo*

**Vittorio Fanchiotti**

*Università di Genova*

**Anonymous Contributors**

## Jamaica

**Allan S. Wood**

*Livingston Alexander & Levy*

**Althea Bailey**

*University of the West Indies*

**Annalee Gray Brown**

*Caribbean Institute for Health Research*

**Anthony Clayton**

*University of the West Indies*

**Antoinette Barton-Gooden**

*University of the West Indies*

**Audrey Brown**

**Carla-Anne Harris-Roper**

*Employment Matters Caribbean*

**Christopher Bovell**

*Dunncox*

**Danielle S. Archer**

*LegalArcher*

**Dwight Williams**

*Ministry of National Security*

**Emile G. R. Leiba**

*Dunncox; Jamaican Bar Association*

**Hadrian R. Christie**

*HRC Law*

**J. Peter Figueroa**

*University of the West Indies*

**Paul Brown**

*University of the West Indies*

**Roger Gibson**

*University of the West Indies*

**Sonia Gatchair**

*University of the West Indies*

**Sylvia Mitchell**

*University of the West Indies*

**Anonymous Contributors**

## Japan

**Akifumi Mochizuki**

*Atsumi Toshiyuki Law Office*

**Akira Fujimoto**

*Nagoya University*

**Hiroshi Matsuo**

*Keio University Law School*

**Junko Suetomi**

*Baker & McKenzie*

**Kosuke Oie**

*LPA Tokyo*

**Mayumi Ikeuchi**

*Tokai University*

**Nanako Tamiya**

*University of Tsukuba*

**Shugo Hotta**

*Tokyo Metropolitan University*

**Soichiro Fujiwara**

*Baker & McKenzie*

**Takashi Maruta**

*Sannomiya Law Office*

**Toshiaki Higashi**

*Nishinohon Occupational Health Center*

**Yohei Suda**

*The Law Office of Yohei Suda*

**Yosuke Shimamura**

*Shimamura Law Office*

**Anonymous Contributors**

## Jordan

**Abdullah Al-Nawayseh**

*Mutah University*

**Abdullah M. Jaradat**

*Abdullah & Partners Law Firm*

**Eman Mohammed**

**Al Dabbas**  
*International Business Legal Associates*

**Farah Almajlai**

*International Consolidated for Legal Consultations (ICLC)*

**George Hazboun**

*International Consolidated for Legal Consultations (ICLC)*

**Hisham Ababneh**

*Ababneh Law and Arbitration S.P.*

**Kamal Jamal Alawamleh**

*University of Petra*

**Laith Nasraween**

*Legal Symbol Company for the Work of Law and Arbitration*

**Michael T. Dabit**

*Michael Dabit & Associates*

**Tamara Al Rawwad**

*University of Texas, Rio Grande Valley*

**Zaha Najdawi**

*A&T Najdawi Law*

**Zaid Muhmoud Agaileh**

*Mutah University*

**Anonymous Contributors**

## Kazakhstan

**Amangeldy Shormanbayev**

*International Legal Initiative*

**Arlan Yerzhanov**

**Artem Nikolaevich**

**Timoshenko**  
*Unicase Law Firm*

**Elena Nesterova**

*Caspian University*

**Evgeny Zhovtis**

*Kazakhstan International Bureau for Human Rights and Rule of Law*

**Galinskaya Yu**

*Caspian University*

**Kirill Greshnikov**

*Aequitas Law Firm*

**Kuben Abzhanov**

*Baker & McKenzie*

**Sergey Vasilievich Skryabin**

*Caspian University; Institute of Legislation and Legal Information of the Republic of Kazakhstan*

**Timur Yerjanov**

*Almaty City Bar Association*

**Victoria Simonova**

*Dentons*

**Vladislav Nadtochiy**

**Anonymous Contributors**

## Kenya

**Abbas Esmail**

*Anjarwalla & Khanna LLP*

**Anthony Akelo Okulo**

*Okulo and Company Advocates*

**Benjamin Musau**

*B M Musau & Co., Advocates LLP*

**Beryl Orai**

*Kenya National Commission on Human Rights*

**Daniel Munyao Yumbya**

*Machakos County Executive Committee*

**Dennis Mung'ata**

*Gichimu Mung'ata & Company Advocates*

**Elly Nyaim Opot**

*University of Nairobi*

**Ercik Maosa**

*Maosa & Co. Advocates*

**Fred Ondieki Mogotu**

*Fred and Isaac Advocates LLP (FredLaw)*

**Joe Mwangi Waweru**

*Muthoga Gaturu & Company Advocates*

**John Kihui**

*Confederation of Micro and Small Enterprises Organisation, Kenya Chapter*

**Kamau Karori**

*DLA Piper, IKM Advocates*

**Kiingati Ndirangu**

*Kiingati Ndirangu & Associates Advocates*

**Mohamed A. Karega**

*Wanjiku Mohamed Advocates LLP*

**Nicolas Andrew Obara**

*Muthoga Gaturu & Company Advocates*

**Patricia Khisa**

*P.N. Khisa Advocates*

**Patrick Rugo**

*MG & Co. Advocates*

**Remigeo Mugambi**

*Muthoga Gaturu & Company Advocates*

**Ronald Rogo**

*University of Nairobi*

**Thomas M. Chokwe**

*University of Nairobi*

**Thomas N. Maosa**

*Maosa & Co. Advocates*

**Wilfred Mbugua Ngugi**

*Chiuri Kirui & Rugo, Advocates*

**Anonymous Contributors**

## Korea, Rep.

**Bok Ki Hong**

*Yonsei University*

**Changwoo Lee**

*Donghwa Labor Consulting Firm*

**Dongjin Lee**

*Seoul National University*

**Geary Choe**

*Kim & Chang*

**Hwang Lee**

*Korea University*

**Jaeseop Song**

*IIAC*

**James I. S. Jeon**

*Sojong Partners*

<b>Junsok Yang</b> <i>The Catholic University of Korea</i>	<b>Mytaher Haskuka</b> <i>University of Prishtina</i>	<b>Nurlan Kyshtobaev</b> <i>GRATA International</i>	<b>Lebanon</b>	<b>Lucia Diana Sonii-Gbala</b> <i>Heritage Partners &amp; Associates LLC</i>
<b>Rokho Kim</b> <i>World Health Organization</i>	<b>Nerxhivane Dauti</b> <i>University of Prishtina</i>	<b>Anonymous Contributors</b>	<b>Antoine G. Ghafari</b>	<b>Nelson S. Weh, Jr.</b>
<b>Sangbong Lee</b> <i>DR &amp; AJU International Law Group LLC</i>	<b>Teuta Beka</b>	<b>Latvia</b>	<b>Carlos Abou Jaoude</b> <i>Abou Jaoude and Associates</i>	<b>Samwar S. Fallah</b>
<b>William Woojong Kim</b> <i>Lee &amp; Ko</i>	<b>Anonymous Contributors</b>	<b>Agnese Medne</b> <i>Law Firm Glimstedt</i>	<b>Elias W. Chalhoub</b> <i>Arab Center for the Development of the Rule of Law and Integrity</i>	<b>Stephen K. McGill</b> <i>Stop AIDS in Liberia (SAIL)</i>
<b>Anonymous Contributors</b>	<b>Kuwait</b>	<b>Aldis Lieljuksis</b> <i>Riga Stradiņš University</i>	<b>Fadia Rizk</b> <i>Hachem and Rizk Law Office</i>	<b>Sylvester G. Lormie, II</b> <i>Center for Legal Education, Human Rights and Peace Studies; Green Advocates International</i>
<b>Kosovo</b>	<b>Abdulrahman AlHumaidan</b> <i>Mashora Advocates &amp; Legal Consultants</i>	<b>Andris Lazdins</b> <i>Ellex Klavins Law Firm</i>	<b>Jean E. Akl</b> <i>Akl Law Practice</i>	<b>T. Damacious SAYSAY</b> <i>Central Law Offices, Inc.</i>
<b>Agon Rrecaj</b>	<b>Adel Abdulhadi</b> <i>Al Oula Law (Adel Abdulhadi &amp; Partners)</i>	<b>Armands Rasa</b> <i>Law Office RER Lextal</i>	<b>Jihad Irani</b> <i>St. George University</i>	<b>T. Debey Sayndee</b> <i>Kofi Annan Institute for Conflict Transformation, University of Liberia</i>
<b>Agron E. Beka</b> <i>University of Mitrovica "Isa Boletini"</i>	<b>Chetan Sharma</b> <i>Abdullah Kh. Al-Ayoub &amp; Associates</i>	<b>Ieva Reine</b> <i>Riga Stradiņš University</i>	<b>Joelle Chouefati</b>	<b>Anonymous Contributors</b>
<b>Aradian Rugova</b> <i>Kosovo Medicines Agency</i>	<b>Christopher Walugembe</b> <i>ASAR Al-Ruwayeh &amp; Partners</i>	<b>Inga Kudeikina</b> <i>Riga Stradiņš University</i>	<b>Joelle Khater</b> <i>Badri and Salim El Meouchi Law Firm</i>	<b>Lithuania</b>
<b>Arta Dauti</b>	<b>Fawaz Khaled Alkhateeb</b> <i>Taher Group Law Firm</i>	<b>Irina Kostina</b> <i>Law Firm Ellex Klavins</i>	<b>Khatoun Haidar</b> <i>Synergy-Takamol</i>	<b>Andželika Vosyliūtė</b> <i>Vilnius University</i>
<b>Bahtir Troshupa</b>	<b>Faisal Alfahad</b> <i>Alfahad &amp; Partners Consultants &amp; Attorneys</i>	<b>Iveta Ceple</b> <i>Zab Ellex Klavins Sia</i>	<b>Mohamad Ramadan</b> <i>Elaref International Law Office</i>	<b>Auksė Domeikienė</b> <i>Lithuanian University of Health Sciences</i>
<b>Besim Tafa</b>	<b>Hossam Abdullah</b> <i>Al-Hossam Legal, Al-Turqi &amp; Partners</i>	<b>Jānis Ešenvalds</b> <i>Law Office RER Lextal</i>	<b>Najib Mikhael Khattar</b> <i>Khattar Associates</i>	<b>Ingrīda Mačernytė Panomariovienė</b> <i>Lietuvos Socialinių Mokslų Centro Teisės Institutas</i>
<b>Ehat Miftaraj</b> <i>Kosovo Law Institute</i>	<b>Mohamed Ramadan</b>	<b>Jelena Kvjatkovska</b> <i>Law Office Rode &amp; Partners</i>	<b>Rany Sader</b> <i>Sader &amp; Associates</i>	<b>Linās Žalnierius</b> <i>Redlines</i>
<b>Enver Hasani</b> <i>University of Prishtina</i>	<b>Taha Ameen</b> <i>Almarkaz Law Firm</i>	<b>Juris Janums</b> <i>Law Office RER Lextal</i>	<b>Raymond Medlej</b>	<b>Loreta Andziulytė</b> <i>ECOVIS Proventus Law</i>
<b>Fatmire Haliti</b> <i>Kosova Rehabilitation Center for Torture Victims (KRCT)</i>	<b>Sanabel Jafar</b> <i>First Law Firm - Adel Abdel Hadi &amp; Partners</i>	<b>Juta Meimere</b> <i>COBALT</i>	<b>Roger El Khoury</b> <i>HiiL</i>	<b>Paulius Murauskas</b> <i>Law Firm Sorainen &amp; Partners</i>
<b>Gjyljeta Mushkolaj</b> <i>University of Prishtina</i>	<b>Talal Taqi</b> <i>Al-dostour Law Firm</i>	<b>Karina Palkova</b> <i>Riga Stradiņš University</i>	<b>Sheryne Koteiche</b> <i>Awada &amp; Tyan Law Firm</i>	<b>Ramune Kalediene</b> <i>Lithuanian University of Health Sciences</i>
<b>Halim Bajraktari</b> <i>University "Ukshin Hoti" Prizren</i>	<b>Anonymous Contributors</b>	<b>Karlīs Reihmanis</b> <i>Reihmanis &amp; Partners Law Firm</i>	<b>Tatiana Hamiyeh Itani</b> <i>Abboud &amp; Associates</i>	<b>Rimantas Stanevičius</b> <i>Ellex Valiunas Law Firm</i>
<b>Hava Ismajli</b> <i>University of Prishtina</i>	<b>Kyrgyz Republic</b>	<b>Kristaps Loze</b> <i>Loze &amp; Partners</i>	<b>Anonymous Contributors</b>	<b>Romualdas Drakšas</b> <i>Lithuanian Bar Association</i>
<b>Jona Bica Kacinari</b> <i>Kalo &amp; Associates</i>	<b>Anastasiya Folts</b> <i>S.A. Veritas</i>	<b>Liene Cakare</b> <i>Zab Ey Law</i>	<b>Liberia</b>	<b>Anonymous Contributors</b>
<b>Kole Krasniqi</b> <i>University of Peja</i>	<b>Azamat Kerimbaev</b> <i>ABA ROLI</i>	<b>Linda Lielbriede</b> <i>Rusanovs &amp; Partneri</i>	<b>Cecil B. Griffiths</b> <i>Criminal Justice Support Foundation for West Africa</i>	
<b>Krenar Loshi</b>	<b>Gulshaiyr Abdirasulova</b> <i>Kylym Shamy Human Rights Defense Center</i>	<b>Stella Kaprāne</b> <i>Law Firm NJORD</i>	<b>John Kamma</b> <i>Citizen Bureau for Development and Productivity</i>	
<b>Mervete Shala</b> <i>University of Business Technology</i>		<b>Anonymous Contributors</b>		

## Luxembourg

**Antoine Fortier Grethen**  
*SJL Jimenez Lunz*

**Benjamin Nerva**  
*Etude Koener & Mines*

**Emilia Fronczak**  
*Loyens & Loeff*

**Frank Wies**  
*Wies & Hertzog*

**Pierre Elvinger**  
*Elvinger Hoss Prussen*

**Rudatinya Mbonyumutwa**  
*Mbonyumutwa Avocats*

**Anonymous Contributors**

## Madagascar

**A. Ramiakajato**

**Alain Yvon Ramamison**  
*Barreau de Madagascar*

**Alphonse Anatole**  
*Barreau de Madagascar*

**Andry Herisoa Andrianasolo**  
*Institut International des Sciences Sociales*

**Andry Randriaminosoa**

**Bakoly Razaiarisolo**

**Fahafahantsoa Rapelanoro Rabenja**  
*University of Antananarivo*

**Jedidia Rakotomalala**  
*Université Catholique de Madagascar*

**Olivia Rajerison**  
*Cabinet Rajerison*

**Rojo Randrianarivony Ralitera**

**Saholiniaina Njivasoa Nathalie Rambelison**  
*Barreau de Madagascar*

**Tino Harvel Razafinimanana**

**Tojo Andriambololona**  
*Barreau de Madagascar*

**Toki Ramilison**

**Anonymous Contributors**

## Malawi

**Adamson Sinjani Muula**  
*Kamuzu University of Health Sciences*

**Ahmed Mussa**  
*Ritz Attorneys at Law*

**Chikondi Chijozi**  
*Southern Africa Litigation Centre*

**George Naphambo**  
*Naphambo and Company*

**Immaculate Maluza**  
*Irish Rule of Law International*

**Jones Stanley Gulumba**  
*Naphambo and Company*

**Lewis Chezan Bande**  
*University of Malawi*

**Lozindaba Mbvundula**  
*Ritz Attorneys at Law*

**Patrice C. Nkhono**  
*Mbendera & Nkhono Associates*

**Victor Mhango**  
*Center for Human Rights Education, Advice and Assistance*

**Wanangwa Hara**  
*Ritz Attorneys at Law*

**Anonymous Contributors**

## Malaysia

**Ashgar Ali Ali Mohamed**  
*Ahmad Ibrahim Kulliyah of Laws, International Islamic University Malaysia*

**Chew Phye Keat**  
*Raja, Darryl & Loh*

**Dato Azmi Mohd Ali**  
*Azmi & Associates*

**Joshua Tay**  
*AmerBON*

**Lim Wei Jiet**  
*Messrs Lim Wei Jiet*

**Mohd Munzil Muhamad**  
*Multimedia University*

**Norhisham Abd Bahrin**  
*Azmi & Associates*

**Nurhafilah Musa**  
*National University Malaysia*

**Nurjaanah Chew Li Hua**  
*University Malaya*

**S. B. Cheah**  
*S. B. Cheah & Associates*

**Suganthi Singam**  
*Messrs Shearn Delamore & Co*

**Sumitha Shaanthinni Kishna**  
*Our Journey*

**Wah Yun Low**  
*Universiti Malaya*

**Yusramizza Md Isa @ Yusuff**  
*Universiti Utara Malaysia*

**Anonymous Contributors**

## Mali

**Oumar Niare**  
*SCPA Hera Conseils, Avocat Associe*

**Ousmane Sylla**  
*Office National de la Santé de la Reproduction*

**Samba Baba N'Diaye**  
*Barreau du Mali*

**Seydou Doumbia**  
*Avocats Sans Frontières*

**Anonymous Contributors**

## Malta

**Arthur Azzopardi**  
*Azzopardi, Borg & Associates Advocates*

**Christine Calleja**  
*Mamo TCV Advocates*

**Julian Mamo**  
*University of Malta*

**Louis de Gabriele**  
*Chamber of Advocates*

**Pierre Mallia**  
*University of Malta*

**Tyrone Grech**  
*Naudi Mizzi & Associates Advocates*

**Anonymous Contributors**

## Mauritania

**Zeinebou Taleb Moussa**  
*Association Mauritanienne pour la Santé de la Mère et de l'Enfant*

**Anonymous Contributors**

## Mauritius

**Burty François**  
*Juristconsult Chambers*

**Deepti Bismohun**

**Marie Cindy Trevedy**  
*AILES*

**Mohammad Nawaz Dookhee Prakash Bheeroo**  
*Prakash Bheeroo Chambers of Law*

**Rajen Narsinghen**  
*National University*

**Rubna Daureeawo**  
*RD Chambers*

**Yousuf Ali Azaree**  
*MC Law Offices*

**Yves Hein**  
*Hein Chambers*

**Zareena Tawheen Choomka**  
*LexCorp Chambers*

**Anonymous Contributors**

## Mexico

**Alejandra Moreno Altamirano**  
*Universidad Nacional Autónoma de México (UNAM)*

**Alfonso Laborde Ramírez**  
*Moreno Rodríguez y Asociados SC*

**Alfonso Rodríguez Arana**  
*LegalMex S.C.*

**Alma Priscilla Torres Malanche**  
*Hernández Torres Abogados*

**Carlos de Buen Unna**  
*Bufete de Buen, SC*

**Carlos Santos-Burgoa**  
*The George Washington University*

**Christian Ascencio Martínez**  
*Universidad Nacional Autónoma de México (UNAM)*

**Daniel Nuñez Durán**  
*GR & ND Asociados*

**Diana Ivette Fuentes Ulloa**  
*Grupo Genera*

**Diego Gomez-Haro Katznelson**  
*Sánchez DeVanny Eseverri, SC*

**Elias Huerta Psihas**  
*Asociación Nacional de Doctores en Derecho (ANDD)*

**Enrique Camarena Domínguez**

**Ernesto C. Sanchez Rodríguez**  
*MSU; SSY; Universidad Nacional Autónoma de México (UNAM)*

**Esteban Maqueo Barnette**  
*Oléa, Maqueo y Giménez, SC*

**Gerardo Carrasco**  
*Soledad & Carrasco Abogados*

**Gilberto Miguel Valle Zulbarán**  
*Basham Ringe y Correa SC*

**Guillermo Piecarchic**  
*PMC Group SC*

**Hugo Hernandez-Ojeda Alvarez**  
*Hogan Lovells*

<b>Iñigo Alejandro Torres Ortíz</b> <i>Hernández Torres Abogados</i>	<b>Mónica Jazmín Martínez Pérez</b> <i>Universidad Nacional Autónoma de México (UNAM)</i>	<b>Doltu Svetlana</b> <i>Act for Involvement (AFI)</i>	<b>Badral Munkhdorj</b> <i>Mongol-Advocates LLP</i>	<b>Badi Ali</b> <i>Association Nationale pour Défendre des Droits de L'Homme au Maroc</i>
<b>Jose Alberto Campos Vargas</b> <i>Sánchez DeVanny Eseverri, SC</i>	<b>Oliva López Arellano</b> <i>Secretaría de Salud del Gobierno de la Ciudad de México; Universidad Autónoma Metropolitana</i>	<b>Doreen Popescu</b> <i>Union of Lawyers</i>	<b>Bolormaa Volodya</b> <i>GRATA International</i>	<b>Elbachir Aaddi</b>
<b>José Arturo Granados Cosme</b> <i>Universidad Autónoma Metropolitana</i>	<b>Roselia Arminda Rosales Flores</b> <i>Universidad Autónoma de la Ciudad de México</i>	<b>Galina Obreja</b> <i>State University of Medicine and Pharmacy</i>	<b>Enkhtur Demberelsuren</b> <i>MahoneyLiotta LLP</i>	<b>Loukili Aouali Souhir</b>
<b>José Martín Galván Muñoz</b>	<b>Sergio López Moreno</b> <i>Universidad Autónoma Metropolitana</i>	<b>Guennadi Turcanu</b> <i>Center for Health Policy and Research (PAS Center)</i>	<b>Ganpurev Tsagaanbayar</b> <i>Bayar and Oka Law Firm</i>	<b>Mimoun Charqi</b> <i>Charqi Lex Consulting</i>
<b>Juan David Balanzátegui Sánchez</b> <i>Asociación Nacional de Doctores en Derecho (ANDD)</i>	<b>Sofía de Robina Castro</b> <i>Centro de Derechos Humanos Miguel Agustín Pro Juárez</i>	<b>Ion Guzun</b>	<b>Oyunchimeg Dovdoi</b> <i>Public Participation for Sustainable Development</i>	<b>Mohamed Baske Manar</b> <i>Cadi Ayyad University</i>
<b>Juan Francisco Torres Landa Ruffo</b> <i>The Latin America Practice Group</i>	<b>Víctor Manuel Ortega Gonzalez</b> <i>Universidad Nacional Autónoma de México (UNAM)</i>	<b>Iulia Furtuna</b> <i>Turcan Cazac Law Firm</i>	<b>Anonymous Contributors</b>	<b>Mokhtar Haddou</b> <i>Horizons for Legal Advice, Mediation &amp; Arbitration</i>
<b>Karen Lizbeth Franco Díaz</b> <i>Instituto Nacional de Salud Pública (INSP)</i>	<b>Adrian Belii</b> <i>Nicolae Testemitanu State University of Medicine and Pharmacy</i>	<b>Larisa Spinei</b> <i>Nicolae Testemitanu State University of Medicine and Pharmacy</i>	<b>Montenegro</b>	<b>Moussif El Khaiari</b>
<b>Leopoldo Hernández Romano</b> <i>UNE México</i>	<b>Alexandru Cuznetov</b> <i>State University of Moldova</i>	<b>Laura Urschi</b> <i>Law Company "Laura Urschi"</i>	<b>Branislav Radulović</b> <i>Association of Lawyers in Montenegro</i>	<b>Mustapha Said Briou</b>
<b>Lucía Carmina Jasso López</b> <i>Instituto de Investigaciones Sociales</i>	<b>Alexei Croitor</b>	<b>Marandici Ludmila</b> <i>O.O. Initiativa Pozitiva</i>	<b>Janko Đurđić</b> <i>Law Office Podgorica Montenegro</i>	<b>Nesrine Roudane</b> <i>Roudane &amp; Partners Law Firm, Al Tamimi &amp; Co.</i>
<b>Luciano Mendoza Cruz</b> <i>Universidad Nacional Autónoma de México (UNAM)</i>	<b>Andrei Bivol</b> <i>Bivol &amp; Asociații</i>	<b>Mihail Durnescu</b> <i>Cabinetul Avocatului Mihail Durnescu</i>	<b>Jelena Brajkovic</b>	<b>Rachid Attahir</b> <i>University Hassan the First</i>
<b>Luis Raymundo Lozano Juarez</b> <i>Juntendo University</i>	<b>Andrei Briceac and Nicoleta Gavrilă</b> <i>PB&amp;partners</i>	<b>Mihail Gorincioi</b> <i>The Law Office of Mihail Gorincioi</i>	<b>Jelena Vujisic</b> <i>Law Office Vujacic</i>	<b>Rashid Al-Sabti</b>
<b>María Luisa Mendoza López</b> <i>Sánchez DeVanny Eseverri, SC</i>	<b>Andrei Brighidin</b> <i>Moldovan Equality Council</i>	<b>Mihail Gorincioi</b> <i>The Law Office of Mihail Gorincioi</i>	<b>Ljljana Golubović</b> <i>Institute of Public Health of Montenegro</i>	<b>Riyad Fakhri</b> <i>Hassan First University</i>
<b>Mariana and Luis Fernando Tejado Gallegos</b> <i>Green Business Partners</i>	<b>Angela Popil</b> <i>Avornic &amp; Partners Law Office</i>	<b>Olga Dorul</b> <i>Moldova State University</i>	<b>Milan Keker</b> <i>Harrison Solicitors</i>	<b>Anonymous Contributors</b>
<b>Miguel Angel Gonzalez Bravo</b> <i>GB Abogados</i>	<b>Baciu Inga</b>	<b>Prodan Nelea</b> <i>IMSP CNAMUP</i>	<b>Miomir Joksimović</b> <i>Law Office Joksimovic</i>	<b>Mozambique</b>
<b>Moisés Manuel Castro Jarquín</b> <i>Universidad Nacional Autónoma de México (UNAM)</i>		<b>Sergiu Ursu</b> <i>Bar Association of Moldova</i>	<b>Saša Vujović</b>	<b>Augusto Armando Chivangue</b> <i>Augusto Chivangue, Advogados, Sociedade Unipessoal, Lda.</i>
		<b>Tudor Ocoianu</b> <i>Union of Lawyers</i>	<b>Slaven Sceanovic</b>	<b>Costa Mateus Amanze</b> <i>Amanze &amp; Associados</i>
		<b>Vasile Gherasim</b> <i>Smile Dent Team</i>	<b>Vesko M. Bozovich</b> <i>VMB Law Firm</i>	<b>Joaquim Manhique</b> <i>Kenguelekeze for Health, Human Rights and Environment</i>
		<b>Victor Zaharia</b>	<b>Anonymous Contributors</b>	<b>José Gama Durão</b>
		<b>Anonymous Contributors</b>	<b>Morocco</b>	<b>José Gil Vicente</b> <i>Universidade Federal do Amazonas</i>
		<b>Badamragchaa Purevdorj</b> <i>Open Society Forum</i>	<b>Abdelmajid Khachai</b>	<b>José Manuel Caldeira</b> <i>Sal &amp; Caldeira Advogados, Lda.</i>
			<b>Ali Lachgar Essahili</b> <i>Lachgar Essahili Law Firme</i>	<b>Manuel Bila, Jr.</b> <i>MB Advogados - Sociedade Unipessoal, Lda.</i>

**Natércia Siteo**  
TTA Advogados

**Pascoal Bié**  
Pascoal Bié Advogados

**Paula Vaz**  
Fundação Ariel Glaser

**Rafique Albuquerque**  
Dentons, FL&A

**Ricardo Rodrigues Lopes**  
Caiado Guerreiro, Sociedade de Advogados, SP, RL

**Anonymous Contributors**

## Myanmar

**Maw Maw Tun**  
Department of Marine Administration

**Wai Wai Nu**  
Women's Peace Network

**Anonymous Contributors**

## Namibia

**Christiaan Cronjé**  
Cronjé Inc. Law Practice

**Clement Daniels**  
**Hendrik Krüger**  
Krüger Van Vuuren & Co.

**Magano Erkana**  
Dr. Weder, Kauta & Hoveka Inc.

**Masake Harris Pilisano**  
Namibia University of Science and Technology

**Nambili T. K. Shipena**  
Namibia Special Risks Insurance Association Ltd.

**Nawala Kamati**  
Engling, Stritter & Partners

**Anonymous Contributors**

## Nepal

**Ajay Risal**  
Kathmandu University

**Ajay Shankar Jha**  
Public Defender Society of Nepal

**Ananta Raj Luitel**

**Anita Neupane Thapalia**  
Legal Aid and Consultancy Centre (LACC)

**Anju Thapa**  
Seven S. Incorporates Pvt. Ltd.

**Ashim Chapagain**  
Lawgical Legal Associates

**Ayasha Sharma**  
Sinha Verma Law Concern

**Ayush Gautam**  
Lawgical Legal Associates

**Bijaya Kumari Rai Shrestha**  
Aaprabasi Mahila Kamdar Samuha (AMKAS)

**Bishnu Luitel**  
BG Law Foundation

**Bishwa Nath Khanal**  
Prithivi Legal Service Centre

**Dev Datta Joshi**  
Equip for Equality Nepal

**Jyasmin Bhandari**

**Kabita Luitel**  
Public Defender Society of Nepal

**Kalyan Pokhrel**  
F-Dimensional Legal Services and Research Centre

**Lila Mani Paudel**  
Dhaulagiri Legal Service

**Meen Bahadur Poudyal Chhetri**  
Nepal Center for Disaster Management (NCDM)

**Pabitra Raut**  
Kasthamandap Law Chamber

**Pradeep Kandel**  
Social Legal Services

**Prakriti Karki**  
Center for Legal Research and Resource Development (CeLRRd)

**Prashanna Shrestha**  
Pradhan & Associates

**Preetam Ghimire**  
Lawgical Legal Associates

**Rajeshwor Shrestha**  
Sinha Verma Law Concern

**Raju Prasad Chapagai**

**Rameshwor Neupane**  
Himalayan Lawyers and Associates

**Rudra Prasad Pokhrel**  
R.P. Pokhrel & Associates

**Rukamane Mahajan**  
Tribhuvan University

**Sadikshya Mahajan**  
Aaprabasi Mahila Kamdar Samuha (AMKAS)

**Sambidha Sharma**  
Tapasheel Legal Advisors

**Saurav Karki**

**Shital Subedi**  
Seven S. Incorporates Pvt. Ltd.

**Shringa Rishi Kafle**  
Merit Legal Consultancy Ltd.

**Shyam Sundar Budhathoki**  
Nepalese Society of Community Medicine

**Subarna Kumar Khatri**  
Nepal Nutrition Intervention Project

**Sudeep Gautam**  
DOJ OPDAT

**Sunil Kumar Yadav**  
Minerva Law Partners

**Upendra Raj Dulal**  
Agrani Law Associates

**Anonymous Contributors**

## Netherlands

**Arnold Versteeg**  
Macro & Versteeg Advocaten

**Eugenie Nunes**  
Dentons

**Gabriel Meijers**  
Meijers Canatan Advocaten

**Hansko Broeksteeg**  
Radboud Universiteit

**Henricus Snijders**  
Snijders Law; University of Leiden

**Jaap-Willem Roozmond**  
Roozmond [+] De Haan Advocaten

**Jolanda Meeuwissen**  
Trimbos Institute, Netherlands Institute of Mental Health and Addiction

**Nico van der Peet**  
Thuis Partners Attorneys-at-Law

**Reinier W. L. Russell**  
Russell Advocaten

**Simon van der Sluijs**  
Van Diepen Van der Kroef Advocaten

**Steven Jellinghaus**  
Pallas Lawyers; Tilburg University

**Anonymous Contributors**

## New Zealand

**A. J. Forbes**  
Clarendon Chambers

**Alan Knowsley**  
Rainey Collins Lawyers

**Asha Stewart**  
Quigg Partners

**Campbell Roberts**  
The Salvation Army

**Colin Henry**  
Libertas Chambers

**Douglas Lyon**  
Lyon O'Neale Arnold Lawyers

**Gay Morgan**  
Te Piringa - Faculty of Law, University of Waikato

**Geoff Hall**  
University of Otago

**Gordon Anderson**  
Victoria University of Wellington

**Grace Haden**  
Transparency New Zealand

**Ian Douglas Miller**

**Kate Diesfeld**  
Auckland University of Technology

**Marie Bismark**  
The University of Melbourne

**Mark Winger**  
Holmden Horrocks

**Matthew Berkahn**  
Massey University

**Nigel Hampton**

**Paul Michalik**

**Peter Watts**  
Bankside Chambers

**Petra Butler**  
Victoria University of Wellington

**Scott Wilson**  
Duncan Cotterill

**Simon Gyenge**  
Lyon O'Neale Arnold Lawyers

**Sonja M. Cooper**  
Cooper Legal

**Stephen Eliot Smith**  
University of Otago

**Stephen Franks**  
Franks Ogilvie

**Steven Zindel**  
Zindels of Nelson

**Trevor Daya-Winterbottom**  
University of Waikato

**W. John Hopkins**  
University of Canterbury - Te Whare Wānanga o Waitaha

**William Akel**  
Sangro Chambers

**Anonymous Contributors**



## Nicaragua

**Avil Ramírez Mayorga**

*Central Law*

**Carlos Eduardo**

**Télez Páramo**

**Edgard Torres**

*Dentons*

**Gabriel Álvarez Rocha**

**Gerardo Martin**

**Hernandez**

*Consortium Legal*

**John Lordsal**

**Minnella-Romano**

*Minnella Romano*

*y Asociados*

**Kevin Humberto Castro**

*Arias*

**Kimberly Adriana**

**Fletes Padilla**

*Arias*

**Leonardo Maldonado**

**González**

*Arias*

**Linda Barquero**

**María Ofelia Medina**

**Maryeling Suyen**

**Guevara Sequeira**

*Arias*

**Meyling Sampson Espino**

*Consortium Legal*

**Nelson Gustavo Cortes**

*Fundacion Ministerio*

*Sanador Isaías 53:5*

**Octavio Alarcon Guardado**

*Arias*

**Roderick Salinas**

**Uriel E. Balladares**

*Arias*

**Yaser Gabriel Bonilla**

*Amador & Asociados*

**Anonymous Contributors**

## Niger

**Abdoul-Aziz Mamadou**

**M. Maiga**

*Université Joseph Ki-Zerbo*

**Aboubacar Souley**

*AMAS Group*

**Ali Idrissa**

*Rotab*

**Alkassoum Salifou Ibrahim**

**Amani Yahouza**

**Diori Hamani Oumarou**

*Barreau du Niger*

**Hassane Oumarou**

**Ismael Tahirou Aouta**

*Barreau du Niger*

**Mahamane Laouali Manzo**

*Ministère de la Santé*

*Publique*

**Mohamed Bargaz**

*ANITEB*

**Moustapha Amidou**

**Nebie Maman**

*Barreau du Niger*

**Souleymane Seydou**

**Idrissa**

*Barreau du Niger*

**Anonymous Contributors**

## Nigeria

**Aaron Olaniyi Salau**

*Olabisi Onabanjo University*

**Abdulhamid Abdullahi**

**Bagara**

*Achieving Health Nigeria*

*Initiative*

**Abraham Oladipupo**

*Emollient Law Practice*

**Adamu M. Usman**

*F.O. Akinrele & Co.*

**Adedeji Adekunle**

*Juritrust Centre for Socio Legal*

*Research and Documentation*

**Aina Precious Aderemi**

*Roygold Solicitors*

**Ayotunde Ologe**

*SUN Legal You*

**Bisi Bright**

*LiveWell Initiative (LWI)*

**Charles Olufemi Adekoya**

*Olabisi Onabanjo University*

**Chiamaka I. Orabueze**

*University of Nigeria*

**Chioma Jennifer Onuta**

*Nigerian Institute of Medical*

*Research*

**Chisom Ndubuisi**

*Udo Udoma & Belo-Osagie*

**Chudi Nelson Ojukwu**

*L. C. & N.*

**Daprim Samuel Ogaji**

*University of Port Harcourt*

**Dorcus Abimbola Akinpelu**

*University of Ibadan*

**Ehijeagbon Oserogho**

*Oserogho & Associates*

**Emmanuel Okorie**

*Hope Behind Bars Africa*

**Femi Aborisade**

*Abope Chambers*

**Folake Ogunbamowo**

*Beatus Legal Services*

**Funke Agbor**

*Adepetun Caxton-Martins*

*Agbor & Segun*

**Gbenga Ibukun Odusola**

*Gbenga Odusola & Co.,*

*Acme Law Partners*

**Gbenga Oyebo**

*Aluko & Oyebo*

**Godwin Etim**

*Aelex Partners*

**Ibrahim Imam**

*University of Ilorin*

**Isimeme Mary Andrew**

*Novalux Legal Practitioners*

**Israel Akanmidu**

*Israel Akanmidu & Associates*

**Joseph E. O. Abugu**

*Joe Abugu, SAN & Co.*

**L. Omolola Ikwuagwu**

*George Ikoli & Okagbue*

**Leonard Chukwuemeke**

**Ebie**

*L. C. Ebie & Co.*

**Mark Chidi Agbo**

*J-K Gadzama LLP*

**Motolani Oyerinde**

*LiveWell Initiative (LWI)*

**Muhtar Etudaiye**

*University of Ilorin*

**Newman U. Richards**

*University of Nigeria*

**Nkechi J. Odinukwe**

*Safepath Alliance for Women*

*and Girls*

**Nnenna Ejekam**

*Nnenna Ejekam Associates*

**Obiajulu Nnamuchi**

*University of Nigeria*

**Oghogho Makinde**

*Aluko & Oyebo*

**Okeoma Ibe**

*Goodshare & Maxwells*

**Oluchi Maduka**

*Center for Bioethics and*

*Research*

**Oluniyi Adediji**

*J-K Gadzama LLP*

**Oluwafunke Adeoye**

*Hope Behind Bars Africa*

**Oluyemisi Bamgbose San**

*University of Ibadan*

**Oseinoma Okpeku**

*The Law Crest LLP*

**Ozofu 'Latunde Ogiemudia**

*Udo Udoma & Belo-Osagie*

**Peter K. Fogam**

*Crescent University*

**Samson Ojodomo Onuche**

*Hope Behind Bars Africa*

**Samuel Dare**

*Checkers Consultancy Services*

**Sarat Akinloye**

*Chief Rotimi Williams*

*Chambers*

**Shedrack Ekpa**

**Stanley Ibe**

*University of Oxford*

**Stephen Abah**

*Federal University of Health*

*Sciences*

**Sylvester Anya**

*University of Nigeria*

**Terrumun Z. Swende**

*Benue State University*

*Makurdi*

**Uju Obuka**

*University of Nigeria*

**Anonymous Contributors**

## North Macedonia

**Aleksandar Ickovski**

**Aleksandra Deanoska**

**Trendafilova**

*Law Faculty Justinijan*

*Primus, Ss. Cyril and*

*Methodius University (UKIM)*

**Aleksandra Maksimovska**

*Law Faculty Justinijan*

*Primus, Ss. Cyril and*

*Methodius University (UKIM)*

**Ana Tosic Chubrinovski**

*Law Firm Tosic & Jevtic*

**Andon Majhosev**

*University of "Goce Delchev"*

*Shtip*

**Andrej Bozhinovski**

*Judges Association of North*

*Macedonia*

**Andrijana Trpchevska**

**Stojanovska**

**Deljo Kadiev**

**Dimitar Gelev**

*Law Faculty Justinijan*

*Primus, Ss. Cyril and*

*Methodius University (UKIM)*



**Dragan Lazarov**  
*Law Office Lazarov*

**Dushan Sharanovikj**

**Elena Nikodinovska Miftari**  
*Law Office Emil Miftari*

**Elisaveta Stikova**  
*Ss. Cyril and Methodius University (UKIM)*

**Emil Miftari**  
*Emil Miftari Law Office*

**Filip Nacevski**  
*Law Firm Donevski*

**Gordana Lazhetikj**  
*Law Faculty Iustinijanus Primus, Ss. Cyril and Methodius University (UKIM)*

**Gordana Susuleska-Itikj**  
*Law Office Lazarov*

**Kristina Tomashevska - Blazhevska**  
*Law Office Lazarov*

**Leonid Trpenoski**  
*Law Firm Trpenoski*

**Maja Risteska**  
*AD Osiguritelna Polisa*

**Sami Mehmeti**  
*Southeast European University*

**Svetlana Necheva**  
*Law Office Pepeljgoski Skopje*

**Svetlana Veljanovska**  
*University St. Kliment Ohridski - Bitola*

**Valentin Pepeljgoski**  
*Law Office Pepeljgoski Skopje*

**Vesna Gavriloska**  
*Cakmakova Advocates*

**Anonymous Contributors**

## Norway

**Alexandra Refsnes**  
*Thommessen*

**Bent Endresen**  
*EBT AS*

**Berit Reiss-Andersen**  
*Advokatfirma Andenæs Aaløkken Veum*

**Eivind Smith**  
*University of Oslo*

**Frank S. Thrana**  
*MedBase*

**Geir Steinberg**  
*Advokatfirmaet Haavind AS*

**Geir Sverre Braut**  
*Stavanger University Hospital*

**Harald B. Ciarlo**

**Jan Fougner**  
*Wiersholm*

**Jovana Vukovic-Lütken**  
*Hewlett Packard Enterprise*

**Karl Harald Søvig**  
*University of Bergen*

**Lasse Solberg**  
*Advokatfirmaet Judicium DA*

**Magne Strandberg**  
*University of Bergen*

**Niels R. Kiaer**  
*Rime Advokatfirma DA*

**Stella Tuft**  
*Microsoft*

**Anonymous Contributors**

## Pakistan

**Adnan Aslam Qureshi**  
*Qureshi Law Associates*

**Arshad Nawaz Khan**  
*Quaid I Azam University*

**Ashfaq Ahmed**  
*Ayub Medical College*

**Asim Nasim**  
*Orr, Dignam & Co.*

**Benazir Jatoi**

**Faiza Muzaffar**  
*Legis Inn Attorneys & Corporate Consultants*

**Hassan Arif**  
*Liaquat Merchant Associates*

**Iftikhar Ahmad Tarar**  
*Rashid Latif Khan University*

**Kausar S. Khan**  
*Interactive Research & Development (IRD)*

**Mohammad Akmal Wasim**

**Muhammad Nouman Shams**  
*Qazi Law Associates, Advocates and Legal Consultants*

**Muhammad Waqas Butt**  
*Black Duck Software Inc.*

**Muhammad Zeeshan Haroon**  
*Ayub Medical College*

**Muzaffar Islam**  
*Legis Inn Attorneys & Corporate Consultants*

**Taffazul Haider Rizvi**  
*Rizvi and Rizvi Advocates*

**Tariq Rahim**  
*Tariq Rahim Law Associates*

**Umer Farooq**  
*Ayub Medical College*

**Waheed Ahmad**  
*Waheed Law Firm*

**Anonymous Contributors**

## Panama

**Adan Arnulfo Arjona Lopez**  
*Galindo, Arias y Lopez*

**Carlos Barsallo**

**Carlos Ernesto Gonzalez Ramirez**  
*Morgan & Morgan Legal*

**Cinthy Camargo Saavedra**  
*Naturgy*

**Eduardo Duran**

**Erick R. Muñoz M.**  
*Sucre, Arias & Reyes*

**Ernesto Shirley**  
*Shirley & Asociados*

**Joaquín de Obarrio**  
*Patton, Moreno & Asvat*

**Jorge Henriquez**

**Jorge Molina Mendoza**  
*Fabrega Molino*

**Joy Paul Torres J.**  
*Morgan & Morgan Legal*

**Maria Teresa Mendoza Vallejo**  
*Morgan & Morgan Legal*

**Mayte Sánchez González**  
*Morgan & Morgan Legal*

**Milagros Caballero**  
*Morgan & Morgan Legal*

**Nadya Price**

**Natalia Vega**  
*University of South Florida*

**Rafael Rodríguez Barrios**  
*Lex Labour Panama*

**Ricardo J. Aleman**  
*Morgan & Morgan Legal*

**Rigoberto Centeno**

**Victoria Valdes**  
*Universidad de Panama*

**Anonymous Contributors**

## Paraguay

**Addis Rivarola Sosa**  
*Hospital Regional de Encarnación*

**Alberto Manuel Poletti Adorno**  
*Vinlum Abogados & Consultores*

**Alvaro Valinotti**

**Carlos Miguel Ríos González**  
*Universidad Nacional de Caaguazu*

**Cynthia Viveros**  
*Ministerio de Salud Pública y Bienestar Social*

**Esteban Armando Kriskovich De Vargas**  
*Altamirano y Abogados Asociados*

**Javier Parquet Villagra**  
*Parquet & Asociados*

**Jorge Giubi Bobeda**  
*Universidad Nacional de Asunción*

**José V. Altamirano**  
*Altamirano y Abogados Asociados*

**Laura Emilce Flores Rodriguez**  
*Vitalitas*

**Liliana María Moreno Rodríguez Alcalá**  
*Moreno Ruffinelli & Asociados*

**Luciano Garrido B.**

**Luis Samaniego Correa**  
*Estudio Jurídico Samaniego Correa y Asociados*

**María del Pilar Callizo Lopez Moreira**  
*Estudio Jurídico Gross Brown*

**Maria Elena Acevedo**  
*Universidad Nacional de Asunción*

**María Esmeralda Moreno**  
*Moreno Ruffinelli & Asociados*

**Pablo Cheng Lu**  
*Mersan Abogados*

**Perla Alderete**  
*Vouga Abogados*

**Roberto Ruiz Díaz Labrano**  
*Universidad Nacional de Asunción*

**Rosa Martinez de Vacchetta**  
*Poder Ciudadano en Acción*

**Sandra Otazú**  
*ALC S.A.*

**Anonymous Contributors**

<b>Peru</b>	<b>Manuel Bermúdez-Tapia</b> <i>Universidad Nacional Mayor de San Marcos</i>	<b>Leland Villadolid, Jr.</b> <i>ACCRALAW</i>	<b>Carlos Cartageno</b> <i>Clinical Academic Center of Coimbra (CACC)</i>	<b>Sofia Monge</b> <i>Carlos Pinto de Abreu e Associados</i>
<b>Alejandro Araujo Gaviria</b>		<b>Nancy Joan M. Javier</b> <i>Javier Law</i>	<b>Carlos Lopes Ribeiro</b> <i>CR Advogados</i>	<b>Teresa Violante</b> <i>Universität Friedrich Alexander Erlangen-Nürnberg</i>
<b>Alejandro Vela Quico</b> <i>Universidad Nacional de San Agustín de Arequipa</i>	<b>Manuel Villa-García Noriega</b> <i>Estudio Olaechea</i>	<b>Patricia Blardony Miranda</b> <i>HoldWater</i>	<b>Carlos Pinto de Abreu</b> <i>Carlos Pinto de Abreu e Associados</i>	<b>Vânia Costa Ramos</b> <i>Carlos Pinto de Abreu e Associados</i>
<b>Alfredo Gastañeta Alayza</b> <i>García Sayán Abogados</i>	<b>María de Pilar Pozo García</b> <i>Universidad Norbert Wiener</i>	<b>Regie Tongol</b> <i>Regie Tongol and Associates Law &amp; Communications</i>	<b>Cláudia Amorim</b> <i>Forum Penal; Sérvulo</i>	<b>Anonymous Contributors</b>
<b>Alicia Jimenez</b> <i>Philippi Pietrocarrizaza Ferrero DU &amp; Uria</i>	<b>Percy Tapia Vargas</b> <i>Universidad Continental</i>	<b>Ronahlee A. Asuncion</b> <i>University of the Philippines</i>	<b>Eduardo Buisson Loureiro</b>	<b>Romania</b>
<b>Antonio David Bardales Pereira</b> <i>Universidad César Vallejo</i>	<b>Yuri Vega Mere</b> <i>Muñiz, Olaya, Meléndez, Castro, Ono &amp; Herrera</i>	<b>Roy Enrico C. Santos</b> <i>Puyat Jacinto &amp; Santos</i>	<b>Eliseu Gonçalves Francisco</b> <i>TaskLegal Advogados</i>	<b>Alexandru Athanasiu</b> <i>University of Bucharest</i>
<b>Armando Natividad Maguiña</b> <i>Estudio Ghersi Abogados</i>	<b>Anonymous Contributors</b>	<b>Zelayne Morpe</b> <i>Cochingyan &amp; Partners Law Offices</i>	<b>Felipe Baião do Nascimento</b> <i>Paulo Espírito Santo Amil &amp; Associados</i>	<b>Alexandru Corpodean</b> <i>Corpodean Alexandru Law Office</i>
<b>Aurelio Loret de Mola Böhme</b> <i>Lex Asesores SAC</i>	<b>Afdal B. Kunting</b> <i>Zamboanga City Medical Center</i>	<b>Anonymous Contributors</b>	<b>Fernando Alves Correia</b> <i>Universidade de Coimbra</i>	<b>Ana-Maria Vlasceanu</b> <i>University of Bucharest</i>
<b>Carlos Javier Torres Berrió</b> <i>Estudio Muñiz</i>	<b>Carl Jillson Acasili</b>	<b>Adam Morawski</b> <i>Morawski &amp; Partners Law Firm</i>	<b>Francisco Marques Bom</b> <i>Marques Bom &amp; Associados</i>	<b>Andrei Danciu</b> <i>SCA Cataniciu &amp; Asociatii</i>
<b>Carlos Margary Brignole</b> <i>Estudio Salas Rizo Patron &amp; Margary Abogados</i>	<b>Carmelita Gopez Nuqui</b> <i>Development Action for Women Network (DAWN)</i>	<b>Andrzej Brodziak</b> <i>University of Applied Sciences</i>	<b>Gonçalo Gil Barreiros</b> <i>PRA - Raposo, Sá Miranda &amp; Associados, Soc. Adv., SP RL</i>	<b>Andrei Mircea Zamfirescu</b> <i>bnt Gilesco, Valeanu &amp; Partners</i>
<b>César Puntriano Rosas</b> <i>Universidad ESAN</i>	<b>Cesar L. Villanueva</b> <i>Villanueva Gabionza &amp; Dy Law</i>	<b>Iwona Kowalska-Bobko</b> <i>Jagiellonian University Medical College</i>	<b>Joana Barrilaro Ruas</b> <i>FCM - Advogados</i>	<b>Aurora Ciucă</b> <i>University "Ștefan cel Mare"</i>
<b>Christian Valencia Sarmiento</b> <i>Estudio Ghersi Abogados</i>	<b>Emerico O. de Guzman</b> <i>ACCRALAW</i>	<b>Joanna Kosińska-Wiercińska</b>	<b>João Costa Gonçalves</b> <i>Marques Bom &amp; Associados</i>	<b>Bogdan N. Bulai</b> <i>University of Bucharest</i>
<b>Dennis Oswald Vilchez Ramirez</b> <i>Estudio Ghersi Abogados</i>	<b>Enrique J. Mendoza</b> <i>Romulo Law Office</i>	<b>Julian Bielicki</b> <i>Drzewiecki, Tomaszek &amp; Partners</i>	<b>Luís Brito Correia</b> <i>Luís Brito Correia - Advogados</i>	<b>Botau Diana</b> <i>Babeş-Bolyai University</i>
<b>Diana Briones Morey</b> <i>Rodrigo, Elias &amp; Medrano Abogados</i>	<b>James Fulton B. Almagro</b> <i>Almagro Law Office</i>	<b>Krzysztof Kowalczyk</b> <i>BSJP Brockhuis Jurczak Prusak Sroka Nilsson</i>	<b>Luis Miguel Amaral</b> <i>Luis Miguel Amaral - Advogados</i>	<b>Ciprian Miloiu</b> <i>Auxmundus Law</i>
<b>Giulliana Arcelli Loza Avalos</b> <i>Estudio Loza Avalos Abogados</i>	<b>Jesusito G. Morillos</b> <i>Follosco Morillos &amp; Herce</i>	<b>Robert Mołdach</b> <i>Institute for Health and Democracy</i>	<b>Miguel Andrade</b>	<b>Dan Oancea</b> <i>University of Bucharest</i>
<b>Gonzalo Garcia Calderon Moreyra</b>	<b>Jonathan Sale</b> <i>Law and Society Association</i>	<b>Anonymous Contributors</b>	<b>Miguel Reis</b> <i>Miguel Reis &amp; Associados</i>	<b>Dragoș Daghie</b> <i>Universitatea "Dunărea de Jos" Galați</i>
<b>Gustavo de los Ríos Woolls</b> <i>Rey &amp; de los Rios Abogados</i>	<b>Jose Cochingyan III</b> <i>Cochingyan &amp; Partners Law Offices</i>	<b>António Vaz de Castro</b> <i>Universidade de Coimbra</i>	<b>P. Saragoça da Matta</b> <i>SM&amp;SB</i>	<b>Gheorghe Piperea</b> <i>Piperea și Asociații; University of Bucharest</i>
<b>Juan Carlos de los Heros</b> <i>Baker &amp; McKenzie, Estudio Echecopar</i>	<b>Karen Gomez Dumpit</b> <i>De La Salle University</i>	<b>António Casa Nova</b> <i>Instituto Politécnico de Portalegre</i>	<b>Pedro Miguel Branco</b>	<b>Iulian Alexander Stoia</b> <i>Cluj Bar Association</i>
<b>Luz Cecilia Catacora Torres</b> <i>Estudio Olaechea</i>	<b>Kate Montecarlo Cordova</b> <i>Association of Transgender People in the Philippines</i>		<b>Rui Tavares Correia</b> <i>Abreu &amp; Marques</i>	<b>Larion Alina Paula</b> <i>University "Ștefan cel Mare"</i>

<b>Laura Lazar</b> <i>Babeş-Bolyai University</i>	<b>Gleb Glinka</b> <i>Glinka, Rubinstein &amp; Partners</i>	<b>Bacre Waly Ndiaye</b> <i>Ordre des Avocats du Sénégal</i>	<b>Hajrija Mujovic</b> <i>Institute of Social Sciences, Center for Legal Research</i>	<b>Mariam Koroma</b> <i>Marrah &amp; Associates</i>
<b>Lazar Elena</b> <i>University of Bucharest</i>	<b>Pavel Alexandrovich Kabanov</b> <i>Kazan Innovative University</i>	<b>Daouda Faye</b> <i>CAJA Consulting</i>	<b>Jovana Tomić</b> <i>CT Legal Law Office</i>	<b>Morlai Kamara</b> <i>Life for Africa Mothers, Sierra Leone</i>
<b>Lazar Ioan</b> <i>Baroul Alba</i>	<b>Sergey Bogatyrev</b>	<b>Gueye Seyni</b> <i>Entente des Mouvements et Associations de Développement (EMAD)</i>	<b>Nebojsa Stankovic</b> <i>Stankovic &amp; Partners Law Office</i>	<b>Anonymous Contributors</b>
<b>Marius Balan</b> <i>Universite "Alexandru Ioan Cuza" Iaşi</i>	<b>Vasily Shavin</b> <i>Chamber of Advocates, Nizhny Novgorod Region</i>	<b>Joseph Djigdiam Diop</b> <i>Cabinet d'Avocats Maîtres Michel Simel Basse et Joseph Djigdiam Diop</i>	<b>Nikola Kovacevic</b>	<b>Singapore</b>
<b>Mihai Carabas</b> <i>Carabas, Lungu - SCA</i>	<b>Vyacheslav Chasnyk</b> <i>Saint-Petersburg State Pediatric Medical University</i>	<b>Laura Petiot</b> <i>LP-Consulting</i>	<b>Petar Bulat</b> <i>University of Belgrade</i>	<b>Benjamin Joshua Ong</b> <i>Yong Pung How School of Law, Singapore Management University</i>
<b>Nicolae Ploşteanu</b> <i>UMFST "G.E.Palade" from Târgu Mureş</i>	<b>Anonymous Contributors</b>	<b>Mbaye Diene</b> <i>Consortium pour la Recherche Economique et Sociale (CRES)</i>	<b>Petar Stojanovic</b> <i>Jokovic, Stojanovic &amp; Partners</i>	<b>Chandra Mohan</b> <i>Tan Rajah &amp; Cheah</i>
<b>Nicolae-Horia Tit</b> <i>Universite "Alexandru Ioan Cuza" Iaşi</i>	<b>Rwanda</b>	<b>Meissa Toure</b> <i>EUROMED Université</i>	<b>Violeta Mitrovic</b> <i>Joint Law Office Radović &amp; Ratković</i>	<b>Chia Boon Teck</b> <i>Chia Wong Chambers LLC</i>
<b>Ovidiu Podaru</b> <i>Babeş-Bolyai University</i>	<b>Arsène Rutiyomba</b>	<b>Moustapha Ngaido</b>	<b>Vladimir Hrlc</b> <i>Hrlc Attorneys</i>	<b>Eric Tin</b> <i>Donaldson &amp; Burkinshaw LLP</i>
<b>Radu Rizoiu</b> <i>University of Bucharest</i>	<b>Denis Bikeshu</b> <i>University of Rwanda</i>	<b>Ndiouma Ndour</b> <i>Université Assane Seck</i>	<b>Vladimir Marinkov</b> <i>Guberina-Marinkov Law Office</i>	<b>Eugene K. B. Tan</b> <i>Singapore Management University, Yong Pung How School of Law</i>
<b>Raul Miron</b> <i>MMS Lawyers; UMFST "G.E. Palade"</i>	<b>Herbert Zziwa</b> <i>Stabit Advocates</i>	<b>Paul Babacar Faye</b> <i>SCP Sow-Seck-Diagne &amp; Associes</i>	<b>Zoran V. Radovic</b> <i>Radovic &amp; Ratkovic z.a.k.</i>	<b>Gregory Vijayendran</b>
<b>Sergiu Golub</b> <i>Babeş-Bolyai University</i>	<b>Jean Claude Bizimana Shoshi</b>	<b>Samba Cor Sarr</b> <i>Ministere de la Santé et de l'Action sociale</i>	<b>Anonymous Contributors</b>	<b>K. H. Mak</b>
<b>Silvia Gabriela Scintee</b> <i>National Institute of Health Services Management</i>	<b>Jean Pierre Gafaranga</b> <i>University Teaching Hospital of Kigali</i>	<b>Thierno Amadou Ndiogou</b> <i>Université Cheikh Anta Diop (UCAD)</i>	<b>Sierra Leone</b>	<b>Lawrence Boo</b> <i>The Arbitration Chambers</i>
<b>Stefan Strilciuc</b> <i>Iuliu Hatieganu University of Medicine and Pharmacy</i>	<b>Melissa Ishimwe Igihozo</b> <i>Corban</i>	<b>Yaya Bodian</b> <i>Université Cheikh Anta Diop (UCAD)</i>	<b>Abdulai Deadehwai Swaray</b> <i>Pikin-To-Pikin Movement</i>	<b>Leslie Chew</b> <i>RHT Law Asia; Singapore University of Social Sciences</i>
<b>Tudor L. Pop</b> <i>Iuliu Hatieganu University of Medicine and Pharmacy</i>	<b>Pie Habimana</b> <i>Amilex Chambers</i>	<b>Anonymous Contributors</b>	<b>Adewale Showers</b> <i>Fornah-Sesay, Cummings, Showers &amp; Co.</i>	<b>Simon Chesterman</b> <i>National University of Singapore</i>
<b>Valerius M. Ciucă</b> <i>Universite "Alexandru Ioan Cuza" Iaşi</i>	<b>Rwabigwi Augustin</b> <i>R.R. Modern Law Firm</i>	<b>Anonymous Contributors</b>	<b>Augustine Sorie-Sengbe Marrah</b> <i>Marrah &amp; Associates</i>	<b>Suet-Fern Lee</b> <i>Morgan Lewis &amp; Bockius</i>
<b>Veronica Voinescu</b> <i>Voinescu &amp; Partners</i>	<b>Vedaste Mugemanyi</b> <i>Oasis Law Chambers</i>	<b>Serbia</b>	<b>Gelaga King</b> <i>GPK Legal</i>	<b>Tham Wei Chern</b> <i>Fullerton Law Chambers LLC</i>
<b>Anonymous Contributors</b>	<b>Anonymous Contributors</b>	<b>Ana Popovic</b> <i>Živković Samaržić Law Office</i>	<b>Haja Hawa Turay</b> <i>Haikal Organization</i>	<b>Ti Lik Chia</b> <i>Chia Ngee Thuang &amp; Co.</i>
<b>Russian Federation</b>	<b>Anonymous Contributors</b>	<b>Andjelka Radovanovic</b> <i>Law Firm Stankovic &amp; Partners</i>	<b>Håkon Angell Bolkan</b> <i>CapaCare</i>	<b>Wendell Wong</b> <i>Drew &amp; Napier LLC</i>
<b>Anatoly Malyugin</b> <i>Russin &amp; Vecchi</i>	<b>Aminata Kidiera</b> <i>Lux Mea Lex Consulting</i>	<b>Danijela Korać-Mandić</b> <i>Novi Sad Humanitarian Centre (NSHC)</i>	<b>Julia J. M. Fofanah</b> <i>Conservation Alliance SL; Focal Point, ECONSA SL</i>	<b>Anonymous Contributors</b>

## Slovak Republic

**Alojz Baránik**  
**Barbara Pavlikova**  
Comenius University

**Daniela Ježová**

**Hana Kovacicova**  
Comenius University

**Ivan Simovcek**  
Trnava Univerzity

**Jana Trangelová**  
HKV Law Firm

**Jozef Čentěš**  
Univerzita Komenského v Bratislave

**Jozef Záhora**  
Pan-European University

**Martin Janáč**  
Law Firm JUDr. Martin Janáč

**Martin Magál**  
Allen & Overy LLP

**Natália Hangáčová**  
Dentons

**Pavol Kundrik**  
CMS Cameron McKenna Nabarro Olswang

**Silvia Capikova**  
Comenius University

**Tomáš Rybár**  
Čechová & Partners SRO

**Anonymous Contributors**

## Slovenia

**Aleksandra Janežič**  
Law Firm Janežič & Jarkovič d.o.o.

**Andrej Bukovnik**  
Bukovnik & Kulbaba IP Guardians

**Anton Gradišek**

**Blaž Prinčič**  
Law Firm Blaž Prinčič; Ulčar & Partnerji

**Borut Bernik Bogataj**

**Branko Ilić**  
ODI Law

**Denis Baghrizabehi**  
University of Maribor

**Erazem Bohinc**  
New University

**Grega Strban**  
University of Ljubljana

**Iris Pensa**  
Jadek & Pensa Law Office

**Klemen Drnovšek**  
University of Maribor

**Luka Tičar**  
University of Ljubljana

**Matej Avbelj**  
New University

**Matija Repolusk**  
RepoluskLaw

**Matjaž Ulčar**  
Ulčar & Partnerji

**Nana Weber**  
New University

**Nina Peršak**  
Institute for Criminal Law, Ethics, and Criminology

**Primož Rožman**  
Blood Transfusion Centre of Slovenia

**Sara Ahlin Doljak**  
New University

**Tanja Glušič**  
Law Firm Glušič

**Tine Mišič**  
ODI Law

**Tjaša Drgan**  
Law Office Drnovšek

**Verica Trstenjak**  
Court of Justice of the European Union (CJEU)

**Žiga Sternad**  
Law Firm Senica & Partners, Ltd.

**Anonymous Contributors**

## South Africa

**Altair Richards**  
ENSAfrica

**David Coetzee**  
University of Cape Town

**Dejo Olowu**  
Walter Sisulu University

**Elizabeth M. Webb**  
University of Pretoria

**Funmi Abioye**

**Henry Ngcobo**  
Bowman Gilfillan Attorneys

**Irvin Lawrence and Ferosa Kirsten**  
ENSAfrica

**Jacques du Plessis**  
Stellenbosch University

**Jacques Matthee**  
University of the Free State

**Johann Kriegler**  
Freedom Under Law

**Lukas Muntingh**  
Dullah Omar Institute, University of the Western Cape

**Margaretha Engelbrecht**  
Group One Advocates

**Michelle Posemann**  
Garlicke & Bousfield Inc.

**Nisha Jacob**  
University of Cape Town

**Pamela Jane Schwikkard**  
University of Cape Town

**Peter Jordi**  
Wits Law Clinic

**Rakgetse John Mokwena**  
University of South Africa (UNISA)

**Richard Maddern**  
Wright Rose Innes Inc.

**Riette du Plessis**  
University of the Witwatersrand

**Robert W. Vivian**  
Rule of Law Project of the Free Market Foundation

**Sandhiya Singh**  
University of KwaZulu Natal

**Shrikant Maurice Peters**  
Groote Schuur Hospital, University of Cape Town

**W. du Plessis**  
North-West University

**Anonymous Contributors**

## Spain

**Alba García Torres**  
Universidad de Oviedo

**Alfonso Pedrajas**  
Abdón Pedrajas Littler

**Alfonso Vega Navarro**  
A.V. Boutique Legal SLP

**Amparo Garrigues Giménez**  
Universitat Jaume I

**Ana Fernández Pérez**  
Universidad de Alcalá

**Ana Rosa Argüelles Blanco**  
Universidad de Oviedo

**Andrea Macía Morillo**  
Universidad Autónoma de Madrid

**Antonio J. Garcia-Ruiz**  
Universidad de Málaga

**Benito Alaez-Corral**  
Universidad de Oviedo

**Carla Sanahuja Fonte**  
Gómez-Acebo y Pombo

**Carlos Pinilla**  
Garrigues

**Eduardo Santamaría Moral**  
Garrigues

**Elena Espinosa**  
SCS

**Emilio Díaz Ruiz**

**Federico Navarro Nieto**  
Universidad de Córdoba

**Federico Rodríguez Morata**  
Universidad de Castilla - La Mancha

**Fernando G. Benavides**  
Universitat Pompeu Fabra

**Fernando Guanarteme Sánchez Lázaro**  
Universidad de La Laguna

**Fernando Ignacio Sánchez Martínez**  
University of Murcia

**Fernando Reviriego Picón**  
Universidad Nacional de Educación a Distancia

**Francisco Jódar Sánchez**  
Universidad de Málaga

**Francisco Ramos Romeu**  
Universidad Autónoma de Barcelona

**Ildelfonso Hernández Aguado**  
Universidad Miguel Hernández

**Iñigo Sagardoy de Simón**  
Sagardoy Abogados

**Jacobo Dopico**  
Universidad Carlos III de Madrid

**Jaime Flores Pérez-Durías**  
Garrigues

**Jaime Hernández García**  
Bufete Choclán

**Jesús Padilla Gálvez**  
Universidad de Castilla - La Mancha

**José Fernández-Rañada**  
Garrigues

**Jose Luis Cembrano Reder**  
Asociación Española de Abogados de Familia

**José Luis Goñi Sein**  
Universidad Pública de Navarra

**José M. Labeaga Azcona**  
Universidad Nacional de Educación a Distancia

<b>José Manuel Mateo Sierra</b> <i>Garrigues</i>	<b>María José Benítez Jiménez</b> <i>Universidad de Málaga</i>	<b>Rosario Vicente Martínez</b> <i>Universidad de Castilla - La Mancha</i>	<b>Sanuji Munasinghe</b> <i>D. L. &amp; F. De Saram</i>	<b>Moureeze L. Franklyn</b> <i>Ministry of Legal Affairs</i>
<b>José Martí Boscà</b> <i>Sociedad Española de Salud Ambiental</i>	<b>María Marcos González</b> <i>Universidad de Alcalá</i>	<b>Salvador Peiró</b> <i>Fundación para el Fomento de la Investigación Sanitaria y Biomédica de la Comunidad Valenciana</i>	<b>Shewon Silva</b> <i>D. L. &amp; F. De Saram</i>	<b>Stanley K. John</b> <i>Elizabeth Law Chambers</i>
<b>José-Ignacio Gallego Soler</b> <i>Universidad de Barcelona</i>	<b>María Pilar Marco Francia</b> <i>Universidad Complutense de Madrid</i>	<b>Sebastián Cantalops Mir</b> <i>Rambal Abogados Y Asesores</i>	<b>Upali Jayatilaka</b> <i>AAL</i>	<b>Stephen Williams</b> <i>Williams &amp; Williams Chambers</i>
<b>Josep Lluís de Peray</b>	<b>Maria-Luisa de la Puente</b>	<b>Vicente Ortun Rubio</b> <i>Universidad Pompeu Fabra</i>	<b>Anonymous Contributors</b>	<b>Anonymous Contributors</b>
<b>Juan Alberto Díaz López</b> <i>J. A. Díaz. Litigación Penal</i>	<b>Marina Lorente Lara</b> <i>Garrigues</i>	<b>Anonymous Contributors</b>	<b>St. Kitts and Nevis</b>	<b>Sudan</b>
<b>Juan Antonio Lascaraín Sánchez</b> <i>Universidad Autónoma de Madrid</i>	<b>Martín Godino Reyes</b> <i>Sagardoy Abogados</i>	<b>Anonymous Contributors</b>	<b>Charles Wilkin</b>	<b>Amir Suliman</b> <i>African Center for Justice and Peace Studies</i>
<b>Juan Francisco Aguiar Rodríguez</b> <i>Servicio Canario de Salud, Gobierno de Canarias</i>	<b>Montserrat Casamitjana</b>	<b>Sri Lanka</b>	<b>Dia Forrester</b> <i>Daniel Brantley</i>	<b>Asma ElSony</b> <i>Epidemiological Laboratory for Public Health Research and Development</i>
<b>Juan Ignacio Fuster-Fabra</b> <i>Fuster-Fabra Abogados</i>	<b>Nicolás Bárcena Suárez</b> <i>Universidad de Oviedo</i>	<b>A. I. Wickramasinghe</b>	<b>Krysta S. Liburd Clarke</b> <i>LiburdLaw</i>	<b>Hanadi Ibrahim Elkhateim</b> <i>Raise for Development and Humanitarian Aid Organization</i>
<b>Juan Oliva</b> <i>Universidad de Castilla - La Mancha</i>	<b>Nicolás García Rivas</b> <i>Universidad de Castilla - La Mancha</i>	<b>Ajithaa Edirimanne</b> <i>Ajithaa Edirimanne Law Office</i>	<b>Maurisha A. Robinson</b> <i>Morton Robinson LP</i>	<b>Khalid Fedail</b> <i>Fedail Hospital</i>
<b>Leonardo Álvarez Álvarez</b> <i>Universidad de Oviedo</i>	<b>Orlanda Díaz-García</b> <i>Universidad de Castilla - La Mancha</i>	<b>B. M. N. G. Balasuriya</b> <i>Sudath Perera Associates</i>	<b>Michella Adrien</b> <i>Michella Adrien Law Offices</i>	<b>Musaed Awad Al-Karim</b> <b>Ahmed Musaed</b> <i>Sudan Open University</i>
<b>Luis Gaité</b> <i>Hospital Universitario Marqués de Valdecilla</i>	<b>Pablo Salvador Coderch</b> <i>Universitat Pompeu Fabra</i>	<b>Chandima Ambepitiya</b>	<b>Rayana Dowden</b> <i>WEBSTER LP</i>	<b>Anonymous Contributors</b>
<b>Manuel Ángel de las Heras García</b> <i>Universidad de Alicante</i>	<b>Paloma Biglino Campos</b> <i>Universidad de Valladolid</i>	<b>Chandravathany Vasavan</b> <i>Vasavan Law Office</i>	<b>Sonya Parry</b> <i>Gonsalves Parry</i>	<b>Nafisa Omer</b> <i>Omer Abdelati Law Firm</i>
<b>Manuel Cachón Cadenas</b> <i>Universidad Autónoma de Barcelona</i>	<b>Patricia Barber</b> <i>Universidad de Las Palmas de Gran Canaria</i>	<b>Dhanushka Dissanayake</b>	<b>Alberta Richelieu</b> <i>Richelieu &amp; Co.</i>	<b>Sawsan Musa Wali</b>
<b>Manuel Cancio Meliá</b> <i>Universidad Autónoma de Madrid</i>	<b>Paz M. De La Cuesta Aguado</b> <i>Universidad de Cantabria</i>	<b>Gamini Perera</b> <i>International Law Chambers</i>	<b>Chevanev Charles</b> <i>Temple Stoke</i>	<b>Anonymous Contributors</b>
<b>María Acale Sánchez</b> <i>Universidad de Cádiz</i>	<b>Raquel Flórez Escobar</b> <i>Freshfields</i>	<b>Ishara Jayasinghe</b>	<b>Henri-Jacques Mangal</b> <i>Republic Bank (EC) Ltd.</i>	<b>Suriname</b>
<b>María Barberá Riera</b> <i>Sociedad Española de Salud Ambiental</i>	<b>Remedios Aranda Rodríguez</b> <i>Universidad Carlos III de Madrid</i>	<b>K. H. Shane Nilusha de Silva</b>	<b>Leandra Gabrielle Verneuil</b> <i>Leandra Verneuil Chambers</i>	<b>Anne-Marel Linger</b> <i>4 Justice Advocaten</i>
<b>María del Carmen Gete-Alonso y Calera</b> <i>Universidad Autónoma de Barcelona</i>	<b>Remedios Menéndez Calvo</b> <i>Universidad de Alcalá</i>	<b>Kushani Weerakon</b> <i>D. L. &amp; F. De Saram</i>	<b>Virginia Joseph</b> <i>Spartan Health Science University</i>	<b>Francyn Djajadi</b> <i>Confianza Advocaten</i>
	<b>Román Gil Alburquerque</b> <i>Sagardoy Abogados</i>	<b>Lasantha Hettiarachchi</b> <i>Law Chambers of Lasantha Hettiarachchi</i>	<b>Anonymous Contributors</b>	<b>Gloria Monique de Mees</b> <i>Anton de Kom University of Suriname</i>
	<b>Rosa M. Urbanos Garrido</b> <i>SESPAS; Universidad Complutense de Madrid</i>	<b>Milinda Jayatilaka</b>	<b>Anonymous Contributors</b>	<b>Humphrey R. Schurman</b> <i>Schurman Advocaten N.V.</i>
		<b>Nihal Jayawardene</b> <i>Law Advisory Commission of Sri Lanka</i>	<b>St. Vincent and the Grenadines</b>	<b>Iris Nazir</b> <i>Law Firm Nazir</i>
		<b>Priyantha Gamage</b>	<b>Chevanev Charles</b> <i>Temple Stoke</i>	<b>Maureen Tjon-Jaw-Chong</b>
		<b>R. M. N. U. Rajapaksha</b> <i>Ministry of Health</i>		
		<b>S. R. L. Rosa</b>		

**Merlin A. Gout**  
*Law Firm M.A. Gout*

**Nashreen R. J. Ilahibaks  
Radju Brijobhokun**  
*Anton de Kom University of  
Suriname*

**Ruby C. A. Bleau**

**Anonymous Contributors**

## Sweden

**Bengt Järholm**  
*Umeå University*

**Bengt Lundell**  
*Lund University*

**Birgitta Nyström**  
*Lund University*

**Boel Flodgren**  
*Lund University*

**Christer Thordson**

**Jack Ågren**  
*Karlstad University*

**Karol Nowak**  
*Lund University*

**Kavot Zillén**  
*Stockholm University*

**Lena Enqvist**  
*Umeå University*

**Mauro Zamboni**  
*Stockholm University*

**Mikael Hansson**  
*Uppsala University*

**Ola Zetterquist**  
*Court of Appeal for Western  
Sweden; University of  
Gothenburg*

**Olle Mårsäter**  
*Uppsala University*

**Reinhold Fahlbeck**  
*Lund University*

**Staffan Michelson**  
*Hellström Law*

**Sverker Jönsson**  
*Lund University*

**Ulf Maunsbach**  
*Lund University*

**Vilhelm Persson**  
*Lund University*

**Anonymous Contributors**

## Tanzania

**Anna Aloys Henga**  
*Legal and Human Rights  
Centre*

**Annamarie Mavenjina  
Nkelam**  
*Hadasa Associates*

**Eliud Kitime**  
*African Online Law Academy*

**Elizabeth John Mlemeta**  
*NexLaw Advocates*

**Fundikila Wazambi**  
*Legal and Human Rights  
Centre*

**George Fernandes**  
*Dentons, East African Law  
Chambers*

**Hakiel. O. Mgonja**  
*M&M Law Chambers*

**Mathias Omar Kisegu**  
*Trustworthy Attorneys*

**Mpale Kaba Mpoki**  
*Mpoki and Associates  
Advocates*

**Richard Paresso**  
*The Open University of  
Tanzania*

**Vintan Willgis Mbiro**  
*Breakthrough Attorneys*

**Anonymous Contributors**

## Thailand

**Chalermwut Sriporm**  
*Thammasat University*

**Chulapong Yukate**  
*Siam Legal*

**Chusert Supasitthumrong**  
*Tilleke & Gibbins  
International Ltd.*

**Ittichai Prasongprasit**  
*R&T Asia Limited*

**Jakkrit Kuanpoth**  
*Tilleke & Gibbins International  
Ltd.*

**Koreeyor Manuchae**  
*Migrant Working Group*

**Manaswee Wongsuryrat**  
*Tilleke & Gibbins  
International Ltd.*

**Munin Pongsapan**  
*Thammasat University*

**Pisut Rakwong**  
*Pisut & Partners*

**Shohei Sasaki**  
*Nagashima Ohno &  
Tsunematsu*

**Wanchai Yiamsamatha**  
*LS Horizon Ltd.*

**Anonymous Contributors**

## Togo

**Adjowavi Saratou Moreira**

**Bakafitine Banque**  
*Martial Akakpo & Associes*

**Dékawunga Djoliba  
Kutolbena**  
*Cabinet Maitre Kutolbena*

**Elliott Hegbor  
Essiamé Koko Dzoka**  
*Barreau du Togo*

**Kao Palanga**

**Koffi Houndebasso**  
*Société Togolaise  
de l'Evaluation*

**Kossi Tarkpessi**  
*Ministere de la Sante*

**Kounde Innocent Kpeto**

**Simliwa Kolou Dassa**  
*Université de Lomé*

**Yawo Apéléké Agbobli**  
*Chu Sylvanus Olympio*

**Anonymous Contributors**

## Trinidad and Tobago

**Asaf Hosein**

**Christopher Yaw**  
*Socialis Ingeniarius Firm*

**Jerome F. Maxime**  
*Girwar and Deonarine*

**Kaveeta Persad**  
*Fitzwilliam, Stone,  
Furness-Smith & Morgan*

**Keri A. Kitson**

**L. Samuel Harrison**  
*Mair and Company*

**Shastri Vedanta  
Christopher Parsad**  
*Shastri Parsad & Associates,  
Attorneys-at-Law*

**Sonnell David-Longe**  
*M.G. Daly and Partners*

**Tamara A. Jackson**

**Anonymous Contributors**

## Tunisia

**Amine Hamdi**  
*Hamdi Law Office*

**Elies Ben Letaifa**  
*Juris International*

**Elyes Trabelsi**  
*Ordre des Avocats de Tunisie*

**Hechmi Louzir**  
*Institut Pasteur de Tunis*

**Khadija Anane**

**Labidi Ahmed**  
*Ordre des Avocats de Tunisie*

**Mohamed Amine Kchouk**

**Mohamed Raouf ElHenri**  
*Eversheds Sutherland El Heni*

**Nadhir Ben Ammou**

**Nadhir Ben Yedder**  
*Ben Yedder et Associes  
Avocats Conseils*

**Nesrine El Amri**  
*Cabinet d'Avocat Nesrine El Amri*

**Nizar Sdiri**

**Radhouane Elayba**

**Ridha Mezghani**

**Yassine Guemri**  
*Eversheds Sutherland El Heni*

**Anonymous Contributors**

## Turkey

**Demirhan Burak Çelik**  
*Galatasaray University*

**Ece Göztepe**  
*Bilkent University*

**Erdem Çağlar**

**Esenyel Barak Bal**  
*Ak Barak Attorney Partnership*

**Fatih Selim Yurdakul**  
*Yurdakul Law Office*

**Filiz Tepecik**  
*Anadolu Universitesi*

**Mahmut Kacan**  
*M.K. Law Office*

**Murat Volkan Dülger**  
*İstanbul Aydın University*

**Mustafa Cem Yeniaras**  
*Yeniaras Attorneys at Law*

**Nuray Gökçek Karaca**  
*Anadolu Universitesi*

**Omer Atac**  
*Istanbul Medipol University*

**Osman Hayran**  
*İstanbul Medipol University*

**R. Murat Önok**  
*Turkish Press Council*

**Savas Bozbel**  
*Bozbel Law & Consulting*

**Şule Özsoy Boyunsuz**  
*Galatasaray University*

**Ufuk Aydın**  
*İstanbul Aydın University*

**Anonymous Contributors**



## Uganda

### Alexander Kibandama

Ortus Advocates

### Alunga Patrick Alvarez

Alvarez Advocates

### Atim Evelyn

Bigirwaruhanga & Atim  
Advocates

### Bernard Mukasa

Ortus Advocates

### Brigitte Kusiima Byarugaba

Shonubi, Musoke & Co.  
Advocates

### Emmanuel Luyirika

African Palliative Care  
Association

### Hasfa Namulindwa

Katende, Ssempebwa & Co.  
Advocates

### Irene Priscilla Ayaru

Daly Lynch Crowe and  
Morris Solicitors

### Isaac Newton Kyagaba

Dentons, Kyagaba & Otatiina  
Advocates

### Joseph Matsiko

Kampala Associated Advocates

### Kallu C. Kalumiya

Kampala Associated Advocates

### Laura Nyirinkindi

Pro Initiatives Agency

### Lubang Vincent Losio

Enreach Foundation;  
Kingston Law Services

### Robert Mugisa

### Ronald Mutalya

Mutalya & Co. Advocates

### Ronald Serwanga

East African Law Society

### Seth Nimwesiga

Center for Health, Human  
Rights and Development  
(CEHURD)

### Anonymous Contributors

## Ukraine

### Andrey Guk

Romodanov Neurosurgery  
Institute, National  
Academy of Medical  
Sciences of Ukraine

### Anna Sakalosh

Ivan Franko National  
University of Lviv

### Igor Svechkar

Asters

### Ivan Horodyskyy

Dnistrianskiy Center for Law  
and Politics

### Konstantin Nadutyy

The Coordinating Council of  
the Ukrainian Medical Expert  
Community

### Kriachkova Lilia Viktorivna

Dnipro State Medical  
University

### Liudmyla Hrytsenko

Dnipro State Medical  
University

### Oleksandr Skliarenko

Skliarenko, Sydorenko and  
Partners, Attorneys at Law

### Olexander Martinenko

Kinstellar

### Serhii Andriienko

### Valeriia Lekhan

Dnipro State Medical  
University

### Yaroslav Shkvorets

### Zoryana Skaletska

National University  
Kyiv-Mohyla Academy

### Anonymous Contributors

## United Arab Emirates

### Ahmed Eldakak

UAE University

### Ahmed Khedr

KLCCA Legal & Corporate  
Affairs

### Ghassa Atris

Al-Aidarous Advocates and  
Legal Consultants

### Jayadevan Sreedharan

Gulf Medical University

### Michael Krämer

Meyer-Reumann & Partners

### Mirza R. Baig

Dubai Pharmacy College for  
Girls

### Nasiruddeen Muhammad

University of Dubai

### Stuart Paterson

HSF

### Anonymous Contributors

## United Kingdom

### David Josse

5 St Andrew's Hill Chambers

### Helen Coombes

Lewis Silkin LLP

### Jan van Zyl Smit

Bingham Centre for the  
Rule of Law

### Jill Stavert

Edinburgh Napier University

### Rebecca Niblock

Kingsley Napley LLP

### Richard Ashcroft

City, University of London

### Richard Whitecross

Edinburgh Napier University

### Steven Lorber

Lewis Silkin LLP

### Tonia Novitz

University of Bristol

### Tony Ward

Northumbria University

### Anonymous Contributors

## United States

### André Douglas Pond Cummings

University of Arkansas at  
Little Rock, William H. Bowen  
School of Law

### Bruce P. Frohnen

Ohio Northern University

### Christopher David Ruiz Cameron

Southwestern Law School

### David C. Yamada

Suffolk University

### Elise Groulx Diggs

Georgetown Law Center

### Emiliano Baidenbaum

Hewlett Packard Enterprise

### Eric M. Schweiker

Hewlett Packard Enterprise

### Erin Rodgers

Rodgers Selvera, PLLC

### Georges C. Benjamin

American Public Health  
Association

### Gustavo Marin Garcia

The Law Office of Gustavo  
Marin Garcia

### Hal Kauffeldt

Hewlett Packard Enterprise

### James H. Pietsch

University of Hawaii

### Jeff Aresty

InternetBar.org Institute, Inc.

### John Pollock

National Coalition for a Civil  
Right to Counsel

### John R. LaBar

LaBAR Law PLLC

### Jon Hiatt

International Lawyers  
Assisting Workers (ILAW)  
Network; Solidarity Center

### Kepler B. Funk

Funk, Szachacz & Diamond  
LLC

### Leonard A. Sandler

University of Iowa, Law and  
Policy In Action Clinic

### Michael Felsen

Justice at Work

### Michele Forzley

### Paul Bender

Arizona State University

### Renaldy J. Gutierrez

Gutierrez & Associates

### Renée M. Landers

Suffolk University

### Ricks P. Frazier

### Robert J. Collins

University of Pennsylvania

### Rovshan Sharifov

Sharifov and Associates, PLLC

### Roy M. Poses

Brown University

### Stephen A. Saltzburg

The George Washington  
University

### Stephen C. Veltri

Ohio Northern University

### Stephen Corbin

### Timothy E. Dolan

DMS Foresight Academy

### Anonymous Contributors

## Uruguay

### Alejandro Santi Estefan

Arrighi, Mantero & Santi  
Abogados

### Claudia Arriaga Villamil

Universidad de la República

### Eduardo Esteva-Gallicchio

Centro de Documentación y  
Estudios Constitucionales del  
Uruguay

### Escandor El Ters

Instituto Nacional del  
Cancer, Montevideo

### Facundo Chávez Fernández

Universidad de la República



<b>Juan Andrés Fuentes</b> <i>Arcia Storaes Fuentes</i> <i>Medina Abogados</i>	<b>Serikbek Alpamysovich Murataev</b> <i>Tashkent State University of Law</i>	<b>Ivan D. Paredes Calderon</b> <i>Martinez &amp; Paredes</i> <i>Abogados</i>	<b>Pedro Prato Alvarez</b>	<b>Huu Phuoc Nguyen</b> <i>Phuoc &amp; Partners Law Firm</i>
<b>Juan Diego Menghi</b> <i>Adders</i>	<b>Anonymous Contributors</b>	<b>Jaime Martinez Estevez</b> <i>Rodner, Martinez &amp; Asociados</i>	<b>Rafael de Lemos Matheus</b> <i>Raffalli de Lemos Halvorssen</i> <i>Ortega y Ortiz</i>	<b>Kent Wong</b> <i>VCI Legal LLP</i>
<b>Julio Lens</b> <i>LENS</i>	<b>Venezuela, RB</b>	<b>Jesus Escudero</b> <i>Universidad Central de Venezuela</i>	<b>Raul Sanchez Urribarri</b> <i>La Trobe University</i>	<b>Le Van Thanh</b> <i>SureLaw Law Firm</i>
<b>Julio Soffer</b>	<b>Alejandro Gallotti</b> <i>LEGA Abogados</i>	<b>Jorge Rosell Senhenn</b>	<b>Roberto Hung</b> <i>Cultura Juridica ORG</i>	<b>Pham Thi Thoa</b> <i>Apolat Legal Law Firm</i>
<b>Leonardo Slinger</b> <i>Guyer &amp; Regules</i>	<b>Alexander Marcano Montero</b> <i>Lawyers Group, Despacho de Abogados</i>	<b>José Antonio De Sousa Cumbrado</b> <i>Torres Plaz &amp; Araujo</i>	<b>Rosa Virginia Superlano</b> <i>LEGA Abogados</i>	<b>Tho Nguyen Truong</b> <i>Dai Nghia Law Office</i>
<b>Magela Ramón</b> <i>Hughes &amp; Hughes</i>	<b>Alfredo Romero</b> <i>Foro Penal</i>	<b>José Manuel Ortega Pérez</b> <i>Palacios Ortega y Asociados</i>	<b>Simon Jurado-Blanco Sandoval</b> <i>Jurado-Blanco &amp; Aguirre</i> <i>Abogados (JBA Legal)</i>	<b>Tra Thu Thao</b> <i>SureLaw Law Firm</i>
<b>Manuel Reyes Puig</b> <i>Estudio Reyes Rius; Intrust</i> <i>Business Solutions</i>	<b>Alí Daniels</b> <i>Acceso a la Justicia</i>	<b>Juan Alberto Berríos Ortigoza</b> <i>Universidad del Zulia</i>	<b>Tadeo Arrieche Franco</b> <i>Venpaís, Centro de Ideas</i>	<b>Tran Thi Kieu Tran</b> <i>The Lam Law LLC</i>
<b>María Durán</b> <i>Hughes &amp; Hughes</i>	<b>Alvaro Badell Madrid</b> <i>Badell &amp; Grau Despacho de Abogados</i>	<b>Juan Carlos Garantón-Blanco</b> <i>Universidad Católica</i> <i>Andrés Bello</i>	<b>Tulio Alberto Álvarez-Ramos</b> <i>Universidad Católica Andrés Bello; Universidad Central de Venezuela</i>	<b>Tuan Phung</b> <i>VCI Legal LLP</i>
<b>Martín Fridman</b> <i>Ferrere Abogados</i>	<b>Andres Halvorssen</b> <i>RDHOO Abogados</i>	<b>Juan Carlos Sainz Borgo</b> <i>University for Peace</i>	<b>Víctor Rafael Hernández-Mendible</b> <i>Universidad Montevéila</i>	<b>Anonymous Contributors</b>
<b>Martín Risso</b> <i>Universidad Católica del</i> <i>Uruguay</i>	<b>Antonio Silva Aranguren</b> <i>CIDEP</i>	<b>Juan Domingo</b>	<b>Victor Rujano Bautista</b> <i>Asociación Civil CIMAS</i>	<b>Zambia</b>
<b>Natalia Veloso</b> <i>Delpiazzo Abogados</i>	<b>Carlos D. Atencio Blackman</b>	<b>Alfonzo Paradisi</b> <i>Universidad Central de Venezuela</i>	<b>Victoria Capriles</b> <i>La Universidad Metropolitana</i>	<b>Anne Namakando-Phiri</b> <i>Dovecot College</i>
<b>Nils Helander</b> <i>Universidad de la República</i>	<b>Carolina Giron</b> <i>Observatorio Venezolano de Prisiones</i>	<b>Juan Manuel Raffalli</b> <i>Raffalli de Lemos Abogados</i>	<b>Yeoshua Bograd Lamberti</b> <i>Travieso Evans Arria Rengel &amp; Paz</i>	<b>Arthur Mazimba</b>
<b>Santiago Pereira Campos</b> <i>Universidad de Montevideo</i>	<b>Edgar Eduardo Berroterán</b>	<b>Karla Sáez Rodríguez</b> <i>ESC+G Abogados</i>	<b>Anonymous Contributors</b>	<b>Ernest Muketoi Beele</b> <i>University of Zambia</i>
<b>Santiago Theoduloz</b> <i>Theoduloz &amp; Arroyo</i>	<b>Fatima Camirra</b>	<b>Laura Louza</b> <i>Acceso a la Justicia</i>	<b>Victor Rujano Bautista</b> <i>Asociación Civil CIMAS</i>	<b>Fredrick Mudenda</b> <i>University of Zambia</i>
<b>Tomás Guerrero</b> <i>Estudio Posadas, Posadas &amp; Vecino</i>	<b>Franco Puppio</b> <i>UCAB</i>	<b>Lolymar Hernández Camargo</b> <i>Universidad Católica</i> <i>Andrés Bello</i>	<b>Victoria Capriles</b> <i>La Universidad Metropolitana</i>	<b>John Chibalabala</b> <i>John Chibalabala Legal</i> <i>Practitioners</i>
<b>Anonymous Contributors</b>	<b>Frank M. Vicent Gómez</b> <i>CVA Abogados</i>	<b>Luis Petit Guerra</b> <i>Montevéila University</i>	<b>Yeoshua Bograd Lamberti</b> <i>Travieso Evans Arria Rengel &amp; Paz</i>	<b>John Chibalabala</b> <i>John Chibalabala Legal</i> <i>Practitioners</i>
<b>Uzbekistan</b>	<b>Franklin Teodoro Hoet Linares</b> <i>Bloque Constitucional</i>	<b>Mariela Molero</b> <i>Fundación Mariela Molero</i>	<b>Anonymous Contributors</b>	<b>Martha S. Namwila-Mwala</b> <i>Corpus Legal Practitioners</i>
<b>Allan Pashkovskiy</b> <i>Acceptus Law Firm</i>	<b>Fredy Martinez</b> <i>Martinez Diaz Firma de Abogados</i>	<b>Nergan Pérez</b>	<b>Vietnam</b>	<b>Mehului Malisa Batakathi</b> <i>Muyatwa Legal Practitioners</i>
<b>Aziz Sattarov</b> <i>Acceptus Law Firm</i>	<b>Gonzalo Himiob Santomé</b> <i>Foro Penal</i>	<b>Oscar Eduardo Rivero López</b> <i>Rivero &amp; Asociados,</i> <i>Abogados Consultores</i>	<b>Danny Duy Vo</b> <i>Santa International Law PLLC</i>	<b>Sebastian Chinkoyo</b> <i>Ministry of Health, Ndola</i>
<b>Iskander Yakubov</b> <i>Law and Business Consulting</i> <i>Agency AB (LBCA)</i>	<b>Gustavo Adolfo Urbano Zabala</b> <i>Travieso Evans Arria Rengel &amp; Paz</i>		<b>Do Thi Hang</b> <i>ANT Lawyers</i>	<b>Sydney Chisenga</b> <i>Corpus Legal Practitioners</i>
<b>Madina Tursunova</b>			<b>Dzung Vu</b> <i>YKVN</i>	<b>Tino Maliselo</b> <i>Ministry of Health</i>
			<b>Ho Thi Tram</b> <i>ADK Vietnam Lawyers</i>	<b>Tiziana Marietta</b> <i>Howard &amp; Marietta Legal</i> <i>Practitioners</i>
			<b>Huu Nhi Ngo</b> <i>Thien An Law Office</i>	<b>Anonymous Contributors</b>

## Zimbabwe

### Andrew Makoni

*Mbidzo, Muchadehama & Makoni Legal Practitioners*

### Brighton Mahuni

*Scanlen & Holderness*

### Casper Pound

*Family Aids Support Organisation (FASO)*

### Chiratidzo Ellen Ndhlovu

*University of Zimbabwe*

### David Ochieng

### David Peter Drury

*Honey & Blanckenberg*

### David Tinashe Hofisi

*University of Wisconsin - Madison*

### Doug Coltart

*Mtetwa & Nyambirai Legal Practitioners*

### Evans Talent Moyo

### Faro Mahere

*Gill, Godlonton & Gerrans*

### Jeremiah Mutongi Bamu

*Mbidzo, Muchadehama & Makoni Legal Practitioners*

### Johannes Marisa

*Westview Medical Clinic*

### Jonh Makanda

*Kantor and Immerman Legal Practitioners*

### Maxwell Musingafi

*Riverflow Global Consultants*

### Mordecai Pilate Mahlangu

*Gill, Godlonton & Gerrans*

### Mufaro Mpofu

*SEJA*

### Obey Shava

*Shava Law Chambers, Rights and Business Centre*

### Philip G. Nyakutombwa

*Nyakutombwa Legal Counsel*

### Simplicio Bhebhe

*Kantor and Immerman Legal Practitioners*

### Stephen Junior Alumenda

*Gill, Godlonton & Gerrans*

### Tatenda Nyamayaro

### Tawanda Tandi

*Kantor and Immerman Legal Practitioners*

### Terence Hussein

*Hussein and Co.*

### Wellington Chimwaradze

### Anonymous Contributors

# Acknowledgments

The World Justice Project's Honorary Chairs, Directors, Officers, Staff, Financial Supporters, and Sponsoring Organizations are listed in the last section of this report. Polling companies, research organizations, and contributing experts are listed in the Methodology section of this report.

## Individual Advisors

Mark David Agrast; Maurits Barendrecht, Tilburg University; Tim Besley, London School of Economics; Juan Carlos Botero, Pontificia Universidad Javeriana; Paul Brest, Stanford University; Jose Caballero, IMD Business School; Giulio Caperna, EU-JRC; Thomas Carothers, Carnegie Endowment for International Peace; Eduardo Cifuentes, Universidad de los Andes; Christine M. Cole, Crime & Justice Institute; Mariano-Florentino Cuellar, Carnegie Endowment for International Peace; Nicolas Dassen, Inter-American Development Bank; Larry Diamond, Stanford University; Sandra Elena; Brad Epperly, University of British Columbia; Julio Faundez, Warwick University; Hazel Feigenblatt, University of Maryland; Todd Foglesong, Munk School of Global Affairs at the University of Toronto; Tom Ginsburg, University of Chicago; Joseph Foti, Open Government Partnership; James Goldston, Open Society Foundation; Jorge Gonzalez, Universidad Javeriana; Jon Gould, Arizona State University; Martin Gramatikov, HiIL; Brendan Halloran, Transparency and Accountability Initiative; Linn Hammergren; Tim Hanstad; Wassim Harb, Arab Center for the Development of Rule of Law and Integrity; Nathaniel Heller; Susan Hirsch, George Mason University; Ronald Janse, University of Amsterdam Law School; Erik G. Jensen, Stanford University; Haroon Khadim, PAE; Rachel Kleinfeld, Carnegie Endowment for International Peace; Jack Knight, Duke University; Harold H. Koh, Yale University; Matija Kovacic, EU-JRC; Aart Kraay, The World Bank; Margaret Levi, Stanford University; Iris Litt, Stanford University; Clare Lockhart, The Institute for State Effectiveness; Zsuzsanna Lonti, OECD; Diego Lopez, Universidad de los Andes; William T. Loris, Loyola University; Lauren E. Loveland, National Democratic Institute (NDI); Paul Maassen, Open Government Partnership; Beatriz Magaloni, Stanford University; Jenny S. Martinez, Stanford University; Toby McIntosh, FreedomInfo.org; Toby Mendel, Centre for Law and Democracy; Nicholas Menzies, The World Bank; Ghada Moussa, Cairo University; Sam Muller, HiIL; Robert L. Nelson, American Bar Foundation and Northwestern University; Harris Pastides, University of South Carolina; Randal Peerenboom, La Trobe University and Oxford University; Angela Pinzon, Universidad del Rosario; Pascoe Pleasence, University

College London; Shannon Portillo, George Mason University; Michael H. Posner, New York University; Roy L. Prosterman, University of Washington; Anita Ramasastry, University of Washington; Audrey Sacks, The World Bank; Lutforahman Saeed, Kabul University; Michaela Saisana, EU-JRC; Andrea Saltelli, EU-JRC; Moises Sanchez, Alianza Regional por la Libertad de Expresión; Andrei Shleifer, Harvard University; Jorge Luis Silva, Secretaria de Economia; Christopher Stone, Oxford University; Stefan Voigt, University of Hamburg; Barry Weingast, Stanford University; Michael Woolcock, The World Bank.

## Institutional Contributors and Advisors

Altus Global Alliance; APCO Worldwide; Fleishman-Hillard; The Center for Advanced Study in the Behavioral Sciences, Stanford University; The Center on Democracy, Development, and the Rule of Law, Stanford University; The German Bar Association in Brussels; Governance Data Alliance; Google Inc.; The Hague Institute for Innovation of Law (HiIL); Investigative Reporting Program, UC Berkeley Graduate School of Journalism; The Legal Department of Hewlett Packard Enterprise; The Legal Department of Microsoft Corporation; The Whitney and Betty MacMillan Center for International and Area Studies, Yale University; Rule of Law Collaborative, University of South Carolina; The University of Chicago Law School; Vera Institute of Justice; The Wright Center for the Study of Computation and Just Communities.

# About the World Justice Project

The World Justice Project (WJP) is an independent, multidisciplinary organization working to create knowledge, build awareness, and stimulate action to advance the rule of law worldwide. Effective rule of law reduces corruption, combats poverty and disease, and protects people from injustices large and small. It underpins development, accountable government, and respect for fundamental rights, and it is the foundation for communities of justice, opportunity, and peace.

## Our Approach

Traditionally, the rule of law has been viewed as the domain of lawyers and judges. However, everyday issues of safety, rights, justice, and governance affect us all; everyone is a stakeholder in the rule of law. Based on this, the WJP builds and supports a global, multi-disciplinary movement for the rule of law by:

### *Collecting, organizing, and analyzing*

original, independent rule of law data, including the *WJP Rule of Law Index*;

### *Supporting research, scholarship, and*

*teaching* about the importance of rule of law, its relationship to development, and effective strategies to strengthen it; and

### *Connecting and building an engaged global*

*network* of policy-makers and advocates to advance the rule of law through strategic partnerships, convenings, coordinated advocacy, and support for locally-led initiatives, including through the World Justice Forum and the World Justice Challenge, a competition to identify, recognize, and promote good practices and successful solutions for strengthening the rule of law worldwide.

## Honorary Chairs

The World Justice Project has the support of outstanding leaders representing a range of disciplines around the world. The Honorary Chairs of the World Justice Project are:

Giuliano Amato; Robert Badinter; James A. Baker III; Cherie Blair; Stephen G. Breyer; Sharan Burrow; David Byrne; Jimmy Carter; Maria Livanos Cattauri; Hans Corell; Hilario G. Davide, Jr.; Hernando de Soto; Adama Dieng; Richard J. Goldstone; Kunio Hamada; Lee H. Hamilton; Mohamed Ibrahim; Tassaduq Hussain Jillani; Anthony M. Kennedy; Beverley McLachlin; George J. Mitchell; Sandra Day O'Connor; Ana Palacio; Roy L. Prosterman; Richard W. Riley; Mary Robinson; Antonio Vitorino; Harold Woolf; and Andrew Young.

## Board of Directors

Sheikha Abdulla Al-Misnad; Kamel Ayadi; Adam Bodnar; Michael Chu; William C. Hubbard; Hassan Bubacar Jallow; Suet-Fern Lee; Mondli Makhanya; M. Margaret McKeown; John Nery; William H. Neukom; Ellen Gracie Northfleet; and James R. Silkenat.

## Directors Emeriti

Ashraf Ghani Ahmadzai  
Emil Constantinescu  
Petar Stoyanov

## Rule of Law Leadership Council

Beverley McLachlin, Co-Chair; Judy Perry Martinez, Co-Chair; Kerry Abrams; Paige Alexander; Bernard Amyot; Donald Ayer; Cherie Blair; Nicola Bonucci; Nouzha Chekrouni; Antony Cook; Halimah DeLaine Prado; Tom Dery; Adam Goldenberg; Karen F. Green; Tim Hanstad; Mo Ibrahim; Jeffrey Jowell; Paul Lawrence; Ian McDougall; Judith A. Miller; Ali H. Mokdad; Michael Posner; Regan Ralph; David S. Steuer; and David K.Y. Tang.

## Officers and Staff

*Officers:* William C. Hubbard, Co-Founder and Chairman of the Board; William H. Neukom, Co-Founder and CEO; Mark D. Agrast, Vice President; Deborah Enix-Ross, Vice President; Judy Perry Martinez, Vice President; Nancy Ward, Vice President; James R. Silkenat, Director and Treasurer; and Gerold W. Libby, General Counsel and Secretary.

*Staff, Consultants, and Interns:* Elizabeth Andersen, Executive Director; Amy Gryskiewicz, Chief of Staff and Operations; Mark Lewis, Chief of Public Sector Partnerships; Alejandro Ponce, Chief Research Officer; Richard Schorr, Chief Financial Officer; James van der Klok, Chief of Philanthropic Partnerships; Tanya Weinberg, Chief Communications Officer; Said Aarji; Sally Aldrich; Daniela Barba; Marta Basystiuk; Hailey Bouwman; Abigail Boyce; Erin Campbell; Ana Cárdenas; Estefany Caudillo; Lilian Chapa Koloffon; Maria Chavarria; Lloyd Cleary; Avery Comar; Miguel Contreras; John

Cullen; Shallum David; James Davis; Christine Detz; Giacomo D'Urbano; Alicia Evangelides; Allyse Feitzinger; Vianney Fernández; Marco Ivan Figueroa; Renae Ford; Joshua Fuller; Amir Galván; Alejandro González Arreola; Lucía Estefanía González Medel; Eréndira González Portillo; Kirssy González; Issa Guerra; Fernando Gutierrez O.; Dalia Habiby; Shakhlo Hasanova; Irene Heras; Roberto Hernández; Grace Hulseman; Skye Jacobs; Natalia Jardon; Verónica Jaso; Osvaldo Jiménez; Alphina Kamara; Lauren Kitz; Ally Knapp; Lauren Littlejohn; Mariana López; Debby Manley; Gabriela Marquez; Olimpia Martínez; Raquel Medina; Ignacio Miranda; María José Montiel; Ana María Montoya; Gustavo Núñez Peralta; Fernando Omedé; María Fernanda Ortega; Horacio Ortiz; Santiago Pardo; Enrique Paulin; Artha Pillai; Srirak Plipat; Stephanie Presch; Tanya Primiani; Hannah Rigazzi; Marien Rivera; Mario Rodríguez; Natalia Rodríguez Cajamarca; Juan Salgado; Alicia Segovia; Nikta Shahbaz; Leslie Solís Saravia; Helen Souki Reyes; Victoria Thomaidis; Carlos Toruño; Paulina Vega; Sergio Villanueva; Katrína Wanner; and Moss Woodbury.

### **World Justice Project Funders**

The World Justice Project thanks the following major 2022-2023 donors whose support makes our work possible:

### **Public Sector Donors 2022-2023**

The European Commission  
Netherlands Ministry of Foreign Affairs  
Municipality of the Hague  
Canada, Global Affairs Canada  
United States Department of State  
United States Agency for International Development  
United Nations Development Program  
The World Bank

### **Institutional Donors 2022-2023**

American Bar Association Section of Environment, Energy & Resources  
Carnegie Mellon University  
The Chandler Foundation  
The Charles Stewart Mott Foundation  
The Hewlett Foundation  
The Lawrence Foundation  
Luminate  
Mo Ibrahim Foundation  
Neukom Family Foundation  
The Open Society Foundations

### **Private Sector Partnership for the Rule of Law 2022-2023**

Arnold & Porter  
Google  
Hewlett Packard Enterprise (HPE)  
K&L Gates LLP  
LexisNexis Rule of Law Foundation  
Microsoft Corporation  
Shell Global  
Uber  
Wilson Sonsini Foundation

### **Additional Private Sector Support 2022-2023**

Cooley  
Fredrikson & Byron  
Jupitice  
Pacifica Law Group  
Perkins Coie LLP  
Zuber Lawler

### **Major Individual Donors 2022-2023**

Mark Agrast and David Hollis  
Sheikha Abdulla Al-Misnad  
Bernard Amyot  
Elizabeth Andersen and Stephen Pomper  
Anne Avis  
Elizabeth F. Bagley  
Margaret Breen and Stewart Landefeld  
Cindy and Bob Carlson

Patricia Casale and Gary Gut  
Stephan Coonrod and Cheryl Clark  
Kelly Cullinane  
Eileen and John Donahoe  
Deborah Enix-Ross  
Barbara and R. Bradford Evans  
Suzanne E. Gilbert  
Karen Green  
The Haldeman Family Foundation  
David A. Heiner  
Samuel D. Heins  
Ruth Holzer and Michael Byowitz  
Lynn Hubbard and David A. Zapolsky  
Kappy and William C. Hubbard  
R. William Ide  
Jean Johnson and Peter Miller  
Cynthia Jones and Paul Lawrence  
P.K. Kilty and Stoddard Lambertson  
Linda Klein and Michael S. Neuren  
The Lawrence Foundation  
Suet-Fern Lee  
Gerold W. Libby  
Julie and Tom Lombardo  
Karla Kurbjun Mathews  
M. Margaret McKeown  
Sally and William H. Neukom  
Ellen Gracie Northfleet  
Judy Perry Martinez  
Michelle and Karl Quackenbush  
Suzanne Ragen  
Lucy Reed  
Lesley and Ted Rosenthal  
Paula Selis and Jonathan Fine  
Barbara Shufro and David Steuer  
James R. Silkenat  
John H. Stout  
Tonia and Robert B. Strassler  
David K.Y. Tang  
Lucy Vance  
James van der Kloek  
Nancy Ward and Tobias Bright  
David Weiner  
Stephen Zack

A current list of funders can be found at [worldjusticeproject.org](https://worldjusticeproject.org).



# More from the World Justice Project




*WJP Rule of Law Index 2023 Insights*  
Highlights and data trends from the WJP Rule of Law Index 2023



*2022 Forum Outcome Report*




*WJP Mexico States Rule of Law Index 2022-2023*  
Perceptions and experiences in 32 states



*Latin America and the Caribbean Country Reports 2023*



*Corruption in the Caribbean 2023*



*WJP Justice Data Graphical Report I 2023*

For more information or to read these reports, visit [worldjusticeproject.org/our-work](https://worldjusticeproject.org/our-work)



World Justice  
Project

 [worldjusticeproject.org](https://worldjusticeproject.org)

 [facebook.com/thewjp](https://facebook.com/thewjp)

 [x.com/theWJP](https://x.com/theWJP)



Scan the QR code or visit  
[worldjusticeproject.org/index](https://worldjusticeproject.org/index)  
to view our interactive data portal.

Washington, DC

Singapore

Mexico City