



Peru's mining & metals investment guide

2024/2025



No part of this publication may be reproduced, distributed, or transmitted in any form or by any means, including photocopying, recording, or other electronic or mechanical methods, without the prior written permission of the publisher.

© All rights reserved

© EY

© Ernst & Young

Author: This publication is a collective work

Edited by:

Ernst & Young Consultores S. Civil de R.L.

Av. Víctor Andrés Belaunde 171,

Urb. El Rosario - San Isidro

Lima - Peru

Design and layout: Karla Ramírez

Photos: Adobe Stock, GettyImages, Shutterstock

This publication is possible due to the collaboration of information from the Canada-Peru Chamber of Commerce (CPCC) and the Ministry of Foreign Affairs.

First edition: February 2024

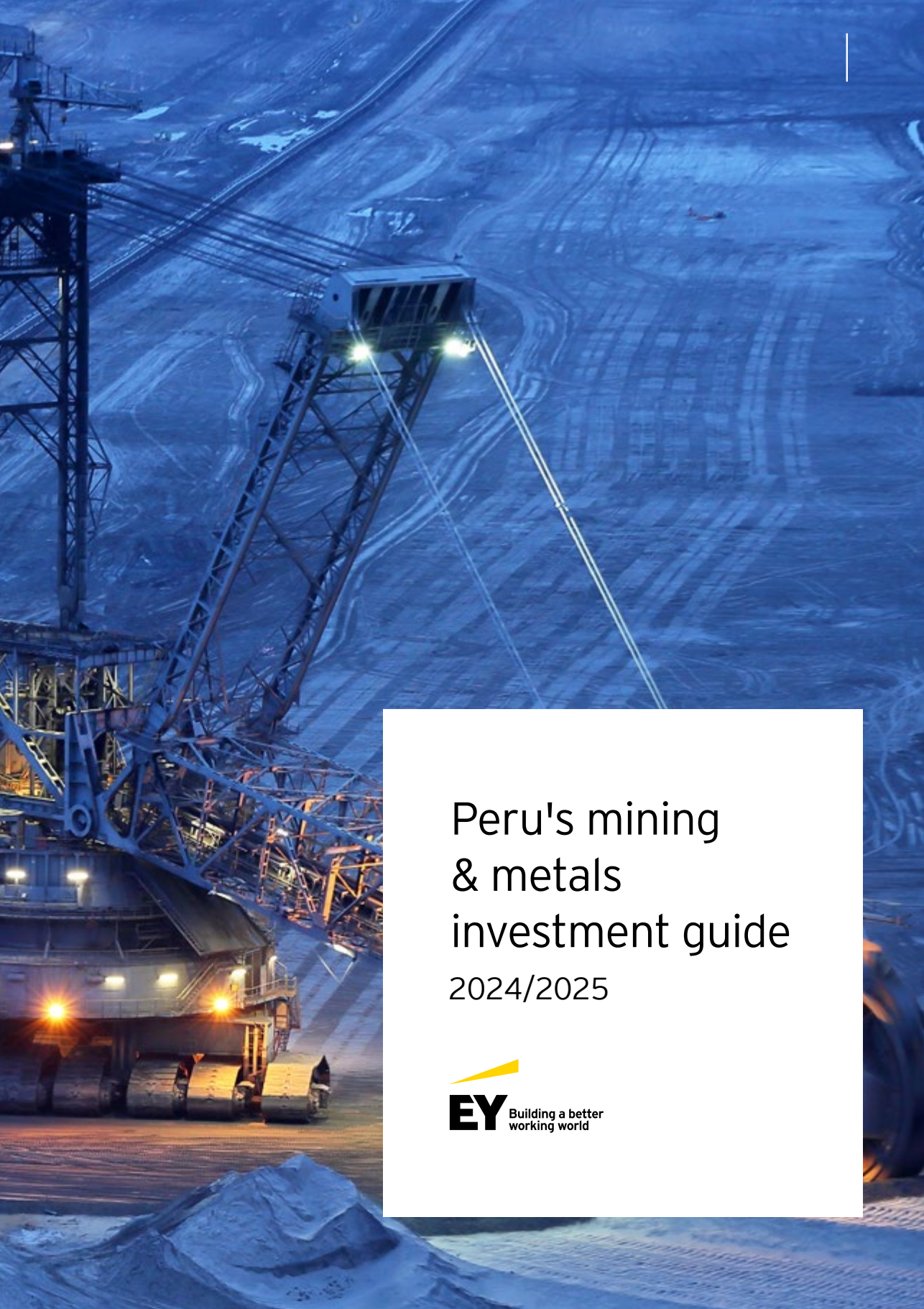
Available in https://www.ey.com/es_pe/peru-business-investment-guide

Legal Deposit made at the National Library of Peru

N° 2024-00364

ISBN: 978-612-5043-55-9





Peru's mining & metals investment guide 2024/2025



EY Peru's Mining & Metals Team

Marcial García

Mining & Metals Leader
marcial.garcia@pe.ey.com

Jorge Acosta

Consulting Leader
jorge.acosta@pe.ey.com

David de la Torre

Tax Leader
david.de.la.torre@pe.ey.com

Carla Puente

Tax Partner
carla.puente@pe.ey.com

Giancarlo Riva

Tax Partner
giancarlo.riva@pe.ey.com

Humberto Astete

Tax Partner
humberto.astete@pe.ey.com

Elizabeth Rosado

Tax Partner
elizabeth.rosado@pe.ey.com

David Warthon

Tax Partner
david.warthon@pe.ey.com

María del Pilar Sabogal

EY Law Leader
maria.sabogal@pe.ey.com

Paulo Pantigoso

Country Managing Partner
paulo.pantigoso@pe.ey.com

Fernando Nuñez

Business Development Leader
fernando.nunez@pe.ey.com

Charles Bunce

Assurance Leader
charles.bunce@cl.ey.com

Víctor Tanaka

Audit Leader
victor.tanaka@pe.ey.com

Elizabeth Fontenla

Audit Partner
elizabeth.fontenla@pe.ey.com

Carlos Valdivia

Audit Partner
carlos.valdivia@pe.ey.com

Mayerling Zambrano

Audit Partner
mayerling.zambrano@pe.ey.com

Percy Zarria

Audit Partner
percy.zarria@pe.ey.com

Antonio Benites

Financial Accounting Advisory Services
& Climate Change and Sustainability
Services Partner
antonio.benites@pe.ey.com



EY Peru Offices

Lima

Main office:

Av. Víctor Andrés Belaunde 171,
San Isidro - Lima

Secondary office:

Av. Jorge Basadre 330,
San Isidro - Lima
Tel: +51 1 411 4444

Arequipa

Av. Bolognesi 407,
Yanahuara - Arequipa
Tel: +51 54 484 4700

Trujillo

Av. El Golf 591, Urb. Las Flores del Golf III,
Víctor Larco Herrera 13009.
Sede Miguel Ángel Quijano Doig,
Trujillo - La Libertad
Tel: +51 44 608 830

www.ey.com/pe





PERU

Ministry
of Foreign Affairs



Javier González-Olaechea

Minister

Ministry of Foreign Affairs

Peru has a long mining tradition and is proud of its ancient metal processing.

The Andes mountain range running the country's length is always a huge challenge, an example of imposing beauty and a source like a spring of unlimited mineral resources. The many pre-Columbian civilizations understood it that way.

We just have to remember that, 5,000 years before the Christian era, our ancestors discovered that fusing copper with other minerals and inputs could produce a considerably strong alloy. Later, with gold and silver, they could make a variety of utensils and admirably beautiful pieces such as pots, sharp objects, coins, jewelry, statuettes, breastplates, pendants, bracelets, and more.

Much later, the Incas inherited the result of these achievements. They worked mainly with gold, silver, copper and its alloys, and hammering them obtained the finest foil, shaping them even without heat.

It should be noted that it was then that our country began to spark a great interest because of its metals, with 16th-century chroniclers gathering information on the Inca site of Curamba, a crucial metallurgical center in the southern highlands of Apurímac, which processed silver.

I want to mention an experience told by my father, who was then a diplomat accredited to Brussels, about Peru's Gold Museum exhibition abroad during the government of Manuel Prado. It was 1960, and approximately 150 pieces were exhibited at the Petit Palais in Paris. Among these objects were gold arm plates, crowns, breastplates, and a Tumi or ceremonial knife, also made of gold and studded with chrysocolla, all from the Lambayeque civilization. There were also Moche gold figurines and finely worked vessels in gold and silver from the Chimú culture, used principally by the Inca nobility in grand ceremonies or funerals. The Parisian and European press gave flattering reports of this great cultural event.

We know that history and skills converge, reminding us that mining opens up various geological opportunities in which private enterprises can deploy all their energy and empathy toward the ecosystem and continue creating wealth and strengthening the State's financial muscle. It creates jobs for our families and socio-labor inclusion in the areas where the resources are mined, all within

the strict framework of the Constitution and Peruvian laws, which guarantee investments executed in the country by foreigners and Peruvians alike.

Today, mining constitutes almost 15% of the country's GDP, driven by the mining industry itself and its impact on other sectors. The industry created 236,000 direct jobs and, in November 2023, tax and non-tax revenue were PEN14.936 billion. Also, copper production in 2023 reported a record volume of 2.7 million tons.

At the same time, in November 2023, metal mining production of all principal metals showed significant increases compared to the previous November in 2022. From January to November 2023, accumulated metal mining reflected an inter-annual increase and consolidated Peru as the world's second copper producer.

This increase in Peru's mining production is vital for the growth potential of our economy, good working conditions, and the family income of workers directly and indirectly impacted by the substantial increase in mining activities and those providing a variety of services.

No less important is the enormous quantity of minerals that will be necessary to sustain the energy transition toward a future with fewer emissions in societies that are based,





PERU

Ministry
of Foreign Affairs



created, and dependent on fossil fuels. This unique situation determines, or should determine, a new scope to be considered in the energy sector: minerals will become possible vulnerabilities in the production chains necessary for decarbonization, placing Peru as a key international player.

As is widely known, Peru embraces a free market policy, respects human rights within the framework of the Peruvian Constitution, and thus reaffirms its reliability as a trustworthy partner for all those interested in minerals critical to energy transition.

I emphasize that over two decades, Peru has maintained solid macroeconomic fundamentals, reflected in its high international reserves, low public debt, reduced and controlled fiscal deficit, and rating of low country risk, making Peru the third country with the lowest risk in Latin America.


Peru's strength as a reliable country for investments is reflected in its integration into world trade. The country works a large part of its economy abroad, currently using 22 Free Trade Agreements (FTAs), including with the United States, Canada, and other economic powers. At the same time, Peru has signed more than 30 Reciprocal Investment Promotion and Protection Agreements with countries in the Americas, Europe, Asia, and Oceania. It also has Agreements to Prevent Double Taxation and Tax Evasion with Mexico, Canada, Brazil,

Japan, and other leading economies. Peru is also a member of the Asia Pacific Economic Cooperation Forum (APEC), the Trans-Pacific Partnership Agreement (CPTPP), and the Multiparty Trade Agreement with the European Union.

Likewise, Peru – aware of the new global trends and the broad wealth of our natural resources– in 2020 signed the Energy Resource Governance Initiative (ERGI) with the United States, Canada, Australia, and Botswana. This important initiative constitutes an example and additional incentive for Peru's commitment to this sector.

Peru is ready to receive investments in the mining industry, and the Ministry of Foreign Affairs that I direct, in coordination with the cabinet and the private sector, will spare no effort to encourage and privilege mining, with a heavy preventive focus on early and satisfactory solutions to problems that affect or could affect the populations that are most directly involved. The publication of this Guide is a joint effort between the public and private sectors. I invite investors worldwide to consult this Guide and consider this message as part of our Reinforced Foreign Policy.

Peruvian mining is a reality! We can dream bigger for better mining!





Marcial García

Mining & Metals Leader
EY Peru

Peru is a global leader in the mining industry, which makes it a natural choice for international investors. It is one of the world's biggest producers of base and precious metals. Currently, it is the second largest producer of copper in the world and stands amongst the top producers for silver, lead, zinc, tin, and molybdenum.

Add to that, important deposits of gold and non-metallic resources such as phosphates and uranium and it is unsurprising that Peru's economic fortunes have been tied to the mineralogy of the Andes Mountains for many centuries.

Despite concerns over the global economic and geopolitical environment, mining investment continues to flow into the country and is one of the key motors of economic growth. The success of Peru's mining sector stems not only from an abundance of rich natural resources, but also from an attractive legal and tax regime designed to support the industry.

The mining industry is the key pillar of Peru's economy. Substantial inbound investment has flowed into the sector over the past 20 years, making Peru one of the most popular destinations for mining investments in the world. But Peru has much more to offer. There are 46 mining projects involving USD53.13 billion in investments waiting to be developed, along with an exploration portfolio of 70 projects entailing spending of more than USD520.6 million.

Peru has significant unexploited natural resources that are financially attractive in the face of the green energy transition. The increased demand for critical metals and minerals needed for clean energy technologies provides tremendous opportunities for investors, as much of the country is yet to be subjected to vast exploration, leaving an immense potential for future development. Peru enjoys the advantage of having a strategic location, one of the lowest operating costs in the world and has a large pool of people trained and qualified as geologists, mining engineers and field technicians.

International investors are a crucial part of the growth and success of Peru's exploration and mining industry. Peru welcomes foreign investment with an open and stable mining regulatory environment. A foreign investment law guarantees the security of foreign and domestic investments. Furthermore, Peru is consistently undertaking measures to improve its business climate to attract more investment.

We invite you to contact us with your questions and we wish you all the best with your mining investment opportunities in Peru.



Paulo Pantigoso

Country Managing Partner
EY Peru

This mining & investment guide is the first, and still the finest, handbook of its kind. This document has been structured to serve as an initial step in the process of evaluating the mining landscape in Peru. As such, it will be useful to those who contemplate at least the possibility of making long-term investments into the exploration and development of new mines in the country.

This publication has brought together several of the mining industry's leading professionals from EY Peru, with a mix of legal, tax, economic and accounting backgrounds, to share their unique insights and explain the key elements for a successful expansion by international mining and metals companies into Peru.

Within this guide we have examined various aspects usually taken into consideration by miners and investors form around the world before making critical decisions on the development of new mining operations. Included in this guide is an overview of Peru's political structure, business environment,

macroeconomic profile, key sector indicators and next mining construction and exploration projects. This guide also provides access to essential information to assist foreign investors in understanding the regulations governing investment and in particular the legal, taxation and regulatory requirements to operate in Peru's mining sector.

We are confident that this material will be useful in the efforts to attract greater flows of foreign direct investment and that the flows in turn benefit the country.





Jorge León

President of the Canada-Peru
Chamber of Commerce (CPCC)

A golden opportunity covered in copper

The increase in mining investments in Peru depends on several factors and to achieve this increase we must put an end to the main obstacle which is 'permisomania', understood as the excess of permits required to carry out a mining exploration or exploitation project in the country.

Permits in Peru usually take three to four times longer to be granted than in other countries. Therefore, it is urgent to implement a 'Single Window' for exploration projects, in order to shorten the times for the execution of such projects; continue with a 'Single Window' for exploitation projects; and, digitize all permit processes to optimize times.

In the current global context, increasing investments in the Peruvian mining sector by

attracting foreign investments is a crucial task for two reasons;

1. Firstly, because according to various studies carried out, in the next eight years the deficit of copper, a metal used for Electromobility, could reach 50% worldwide, which means that there will not be enough copper to meet the demand that Electromobility requires.
2. And, secondly, because Peru is one of the countries that has the largest number of copper projects and new mines.

Thus, I believe that it is very important that foreign investors look at Peru not only as the country with the largest number of copper mining projects ready to be executed, but as the mining center that will allow them to face the projected copper deficit for the next eight years worldwide. To achieve this, it is important to address social conflicts in our country by taking advantage of the paradigm shift that the transformation of the global energy matrix is generating among environmental and social activists in the world, who currently not only show greater tolerance towards copper and lithium mining, but they contribute, and in the future they will do so more decisively, to reversing the carbonization and pollution generated by fossil fuels. In that sense, I think it is very

important to be aware not only that Peru can be a great alternative to cover the projected global copper deficit, but that we must make our best efforts to launch all copper mining projects that we have in our portfolio.

In Peru we have all the resources to generate an unprecedented mining boom. However, it is urgent to undertake the tasks already mentioned so as not to waste, once again, the golden opportunity covered in copper that we have before us today.





Carla Martínez

General Manager of the Canada-Peru Chamber of Commerce (CPCC)

As part of the Canada-Peru Chamber of Commerce – an organization specially created to promote and develop long-term, mutually beneficial commercial ties between Canada and Peru in a socially responsible manner – it has been remarkable to personally witness the continuous growth of trade between our two countries in the last decade.

Canada and Peru began diplomatic and commercial ties in 1944. Since then, both countries have enjoyed a dynamic, successful, and broad-ranging relationship marked by a commitment to democracy, multilateral cooperation, responsible resource management, and inclusive trade and investment.

According to official sources, Peru is Canada's second-largest bilateral trading partner in South and Central America and the third-largest destination for Canadian direct investment in the region. Canada's merchandise exports to Peru have steadily increased over the past 20 years, reaching a record USD1.5 billion in 2022, while bilateral

merchandise trade has grown from USD396 million to USD5.7 billion. Canadian foreign direct investment in Peru totaled USD14.3 billion in 2022, mainly in mining.

The two countries are currently benefiting from two essential trade agreements: the Canada-Peru Free Trade Agreement (CPFTA) and the Comprehensive Progressive Trans-Pacific Partnership (CPTPP). The CPFTA, signed in 2008 and effective since 2009, benefits a wide range of exporters and service providers. Both agreements have eliminated significant trade barriers and enhanced market access for Canadian and Peruvian products. The CPTPP came into effect for Peru in 2021.

The Canadian Government has identified specific economic sectors as priorities where Canadian capabilities and interests align with local opportunities and demand. In the case of Peru, these sectors include extractives, defense/emergency response, agriculture, infrastructure, clean technology, and education.

The mining sector has undoubtedly been the most significant area for Canadian investment in Peru due to our country's rich mineral resources and the global demand for metals. Peru is the world's second-largest producer of copper and zinc, and Latin America's largest producer of tin, zinc, mercury and selenium. Peru has robust macroeconomic institutions and business-oriented policies that provide trade opportunities to Canadian mining operators and suppliers. It is also a strategic hub on the Pacific for regional neighbors.

Due to our country's differential advantages, making it an attractive market, Canadian investment in mining in Peru reached USD9.9

billion in 2022. Currently, six Canadian mining companies operate nine mines in Peru, making Canada the third-largest investor in the current Mining Portfolio in Peru, with 17% of the investments (USD9.9 billion). Canada is the leading foreign investor in mining exploration in Peru, with 20 projects and a combined investment of USD132 million, representing more than a quarter (26.2%) of the total investment in the country.

Currently, about 70 Canadian mining suppliers are actively participating in the Peruvian market, with an additional 30+ Canadian suppliers potentially providing goods and services in other priority sectors. There are 60 Canadian companies listed on the Toronto Stock Exchange (TSX/TSXV) that operate in Peru and several privately held companies.

Canada is currently prioritizing the development of a sustainable mining industry, both domestically and internationally. In 2022, it launched its Critical Minerals Strategy, a roadmap focusing on the entire value chain for critical minerals development, from exploration to recycling. The goal is to increase the supply of responsibly mined critical minerals to promote economic growth, competitiveness, job creation, and climate action.

Canada and Peru will be strategic partners in transitioning to a low-carbon future. According to INGEMMET, the Geological, Mining, and Metallurgical Institute of Peru, our country produces 8 of the 17 critical minerals required for the global energy transition. These minerals are copper, iron, lead, molybdenum, silver, zinc, indium, and graphite. They are crucial for developing products that contribute to a net-zero environment, such as batteries, electric

vehicles, wind turbines, and solar panels. Peru can become a world leader in critical minerals reserves for the energy transition thanks to its extraction of the abovementioned minerals. Canadian companies are already involved in extracting said minerals and can work with Peru toward an environmentally conscious economy.

Canadian mining suppliers providing eco-friendly solutions and services can find opportunities in Peru. Due to the construction and expansion of mines, the country is an attractive market for automation, environmental and engineering services, geophysical instrumentation, mining equipment, intelligent data solutions, health and safety, and adaptation strategies for climate change risks.

As the CPCC, we are committed to strengthening the commercial ties between Canada and Peru in the mining sector and encouraging new business opportunities for investors and suppliers alike. We are the organizing entity in charge of Peru's participation in PDAC (Prospectors & Developers Association of Canada), the world's largest mining convention, held annually in Toronto, Canada. Our efforts have contributed to enhancing the Canada-Peru partnership in mining throughout the years, and we will continue to be an important player in this dynamic.

CONTENT



Background information

Geology and
mining

Mining tax and
legal frameworks

Miscellaneous
matters

EY in the
mining and
metals sector

Appendix



1. Background information

1. Form of government	19
2. Geography	21
3. People	22
4. Economic overview	23
5. Exchange rate policy	26
6. Monetary policy	27
7. Peru's GDP	29
8. Trade balance	31
9. Infrastructure access	32
10. Peru's investment-grade rating	33
11. Investment promotion conditions	35

2. Geology and mining

1. Importance of Peru's mining sector	39
2. Mining potential	42
3. Recent developments and future trends in the mining industry in Peru	57

3. Mining tax and legal frameworks

1. Mining terms	63
2. Peruvian mining fiscal system	68

4. Miscellaneous matters

1. Starting a business in Peru	87
2. Customs duties	94
3. Labor legislation	96
4. Accounting standards	100

5. Appendix

Mining sector regulators and stakeholders	105
a. Regulators	105
b. Stakeholders	108

6. EY in the mining and metals sector

EY's strengths	111
a. EY services	112
b. EY knowledge	114
c. EY thought leadership	115

FO

BACKGROUND INFORMATION

1. Form of government
2. Geography
3. People
4. Economic overview
5. Exchange rate policy
6. Monetary policy
7. Peru's GDP
8. Trade balance
9. Infrastructure access
10. Peru's investment-grade rating
11. Investment promotion conditions



1.1

Form of government

Peru's political history, like that of most Latin American countries, has swung between civil and military governments since it gained its independence from Spain in 1821. However, there have been continuous democratic elections since 1980.

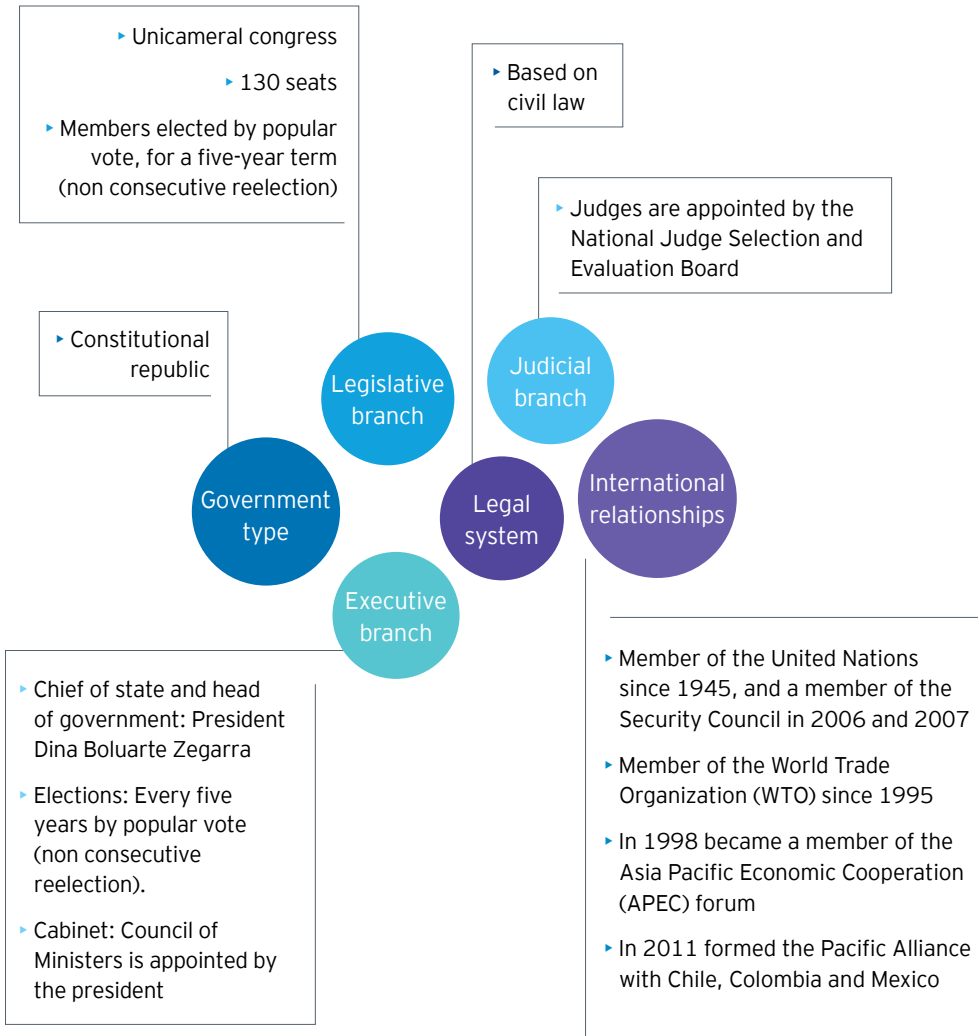
On December 7, 2022, Dina Boluarte, Peru's first female president, was sworn in to govern until July 2026 - when the new general elections are due. Boluarte previously served as vice president and minister at the Ministry of Development and Social Inclusion under former President Pedro Castillo.

According to the Political Constitution of 1993, the Peruvian government consists of an executive branch, an autonomous single chamber congress of 130 members and a judicial branch. The president and congress members are directly elected by popular vote every five years.



A constitutional amendment passed in 2000 prevents immediate presidential re-election but allows unlimited non-consecutive terms. Election is mandatory for all citizens between the age of 18 and 70.

Country overview



1.2

Geography

Peru, located on west central coast of South America is bordered by the Pacific Ocean to the west, Chile to the south, Bolivia and Brazil to the east, and Colombia and Ecuador to the north. With a total land area of 1.29 million of km², Peru is the third largest country in South America after Brazil and Argentina. It may be divided geographically in three regions:



- ▶ **The Coast (Costa)**, which is a narrow desert strip 3,080 km long that accounts for only 11.7% of Peru's territory even when it contains approximately 58.9% of the population. Lima, the political and economical capital of the country is located in this region.
- ▶ **The Highlands (Sierra)**, which consists of the Andean Mountain Range, covers 27.9% of the territory and holds almost 26.6% of the population. This region contains the country's major mineral deposits.
- ▶ **The Amazon Jungle (Selva)**, is the largest region occupying 60.4% of Peru's territory and holds around 14.5% of the population. This region is rich in petroleum and forestry resources.

Area ▶ 1.29 million of km²

Climate ▶ Varies from tropical in the amazon region to dry on the Coast temperate to very cold on the highlands

Time Zone ▶ GMT-5 (Greenwich Mean Time minus five hours). There is no daylight saving time, and there is only one time zone throughout the entire country

Natural resources ▶ Gold, copper, zinc, silver, gas, petroleum, fish, phosphates, timber agricultural products

Source: National Institute of Statistics and Information (INEI)

1.3

People

The estimated population of Peru for the year 2023 is 33.7 million, of which 11.1 million (approximately 32.9%) reside in Lima, the capital of the country. The labor force is estimated to be about 18.2 million.

The predominant religion is Roman Catholicism, and the main official languages are Spanish and Quechua. Aymara is also spoken in some parts of the southern Highlands Region of the country. With respect to the literacy rate, 94.0% age 15 and over can read and write.



People overview 2023

Population ▶ 33.7 million

Age structure ▶ 0-14 years: 24.1%
▶ 15-59 years: 62.3%
▶ 60 years and over: 13.6%

Growth rate ▶ 1.1%

Birth rate ▶ 17.6 births/1,000 population

Death rate ▶ 5.8 deaths /1000 population

Gender ratio ▶ At birth 1.02 male/female

Life expectancy at birth ▶ 77.2 years

Source: National Institute of Statistics and Information (INEI)

1.4

Economic overview

Peru is one of the most stable economies in Latin America. It has rich deposits of copper, gold, silver, lead, zinc, natural gas and petroleum. It is also a very diverse country due to climatic, natural and cultural variations of its regions. Peru's economy reflects its varied geography, an arid coastal region, the Andes further inland, and tropical lands bordering Colombia and Brazil. Abundant mineral resources are found mainly in the mountainous areas, and Peru's coastal waters provide excellent fishing grounds.



Economic overview 2023

External debt ▶ USD45.2 billion

Investment ▶ 23.0% of GDP ⁽¹⁾

Unemployment rate ▶ 5.1 % ⁽²⁾

Population below poverty line ▶ 33.0% ⁽³⁾

Export Partners ▶ Canada, Chile, China, India, Japan, Korea, Netherlands, Spain, Switzerland, USA

Export commodities ▶ Gold, copper, zinc, crude oil and by-products, coffee, potatoes, asparagus, textiles, fish meal

Import partners ▶ Argentina, Brazil, Chile, China, Colombia, Germany, India, Mexico, USA

Import commodities ▶ Petroleum and by-products, plastics, machinery, vehicles, iron and steel, wheat, paper

(1) Projection. December 2023 Inflation Report.

(2) As of September 29, 2023.

(3) Projection. INEI

Source: Central Reserve Bank of Peru (BCRP), National Institute of Statistics and Information (INEI)

Mining is the dominant sector of the Peruvian economy. Substantial investment has flowed to the sector over the past 20 years. As a result, there has been an increase in exploration and development activities. Peru is among the major producers of mineral commodities in the world. They account for more than 60% of the country's total exports. Copper and gold are the most important mineral exports by value.

In recent years, Peru has achieved significant advances in social and development indicators as well as in macroeconomic performance, with very dynamic GDP growth rates, reduction of external debt, a stable exchange rate and low inflation. Peru's rapid expansion has helped to reduce the national poverty rate from 58.7% in 2004, to 27.5% of its total population in 2022. Extreme poverty declined from 17.1% to 5.0% over the same period. It is classified as an upper middle-income economy by the World Bank, though GDP per capita is still below the Latin American average.

The country has had continuous economic stability since the early 1990s. While Peru suffered its worst GDP contraction in three decades in 2020 (-11.0%) due to the outbreak of the COVID-19 pandemic, economic activity has rebounded at a good pace. The Peruvian economy has fully recovered to pre-pandemic levels.

In 2021, GDP registered a growth of 13.6%, making Peru one of the economies with the highest growth in the region. The recovery of economic activity continued in 2022, with an expansion of 2.7%, supported by higher exports and economic policies that remained expansive. While Peru's economy contracted

by 0.5% in 2023, it is gradually recovering and is expected to grow at a rate of close to 3.0% in 2024.

The country's positive growth performance has much to do with the competent monetary and fiscal policy pursued since the early 2000. Public indebtedness was cut from 44.7% of GDP in 2004 to just over 30% in 2023, and the annual fiscal deficit continued trending downwards to roughly 2.5% of GDP.

Peru's commitment to fiscal discipline and prudent macroeconomic policies have gone hand in hand with trade and foreign direct investment (FDI) opening, operational independence of the central bank, and maximization of the revenues from the country's rich natural and mineral resources, with expenditures keeping pace.

Among the countries that invest the most in Peru are Spain, the United Kingdom, the United States and Chile. Nearly a quarter of the total FDI is attracted by the mining sector and nearly half is split among the financial, communications and energy sectors.

Thanks to its strong macroeconomic performance, the main rating agencies - Standard & Poor's, Fitch and Moody's - upgraded Peruvian sovereign debt to investment grade over a decade ago. Peru also benefits from strengths such as the fairly large size of its market and its sophisticated and rather deep financial sector.

As a country rich in natural resources, Peru exports goods that are highly subject to price volatility, whereas it imports industrial goods, prices of which are less volatile. The country has benefited from a steady improvement

in its terms of trade since 2000, which has had a positive impact on the trade balance. Moreover, the country has engaged in several bilateral and multilateral trade agreements that have opened new markets for its exports.

Notwithstanding Peru's improvements in macroeconomic stability, it still faces a number of important challenges that hamper its competitiveness potential.

For Peru to continue to grow in a sustained fashion going forward, a number of weaknesses will need to be tackled. This will include improving the quality of the institutional environment, upgrading the country's poor infrastructure (in particular its insufficiently developed transport

infrastructure network) and educational standards. Peru's overdependence on minerals and metals subjects the economy to fluctuations in world prices.

Matching or beating the GDP growth rates that are required to undertake the necessary investments and reforms will depend mainly on how much of the USD53.13 billion in mining investment for the next five to ten years actually goes ahead. Poverty levels and income and regional inequalities continue to loom as a cause of social unrest in the country. Not all Peruvians have shared in the benefits of growth, despite the government's efforts to increase social spending with the goal of reducing poverty in Peru and improving wealth distribution in the country.



1.5

Exchange rate policy

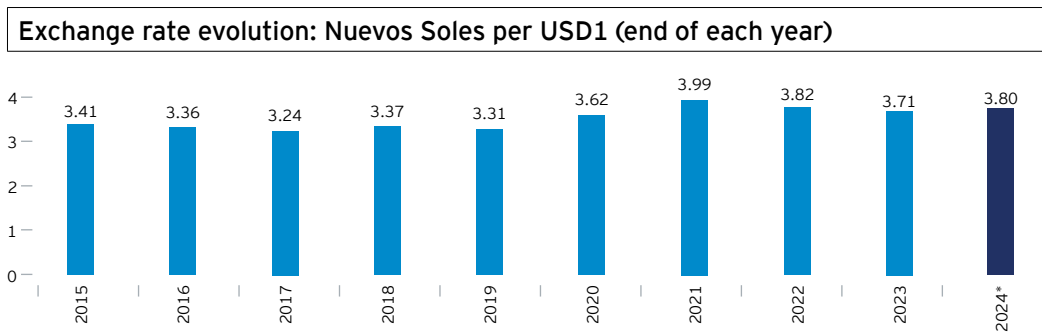
The Peruvian currency is the Sol (PEN). The Central Bank of Peru (BCRP) conducts a managed floating regime for the exchange rate of the PEN versus the US Dollar (USD). The Bank allows the market to determine the value of the currency, although it intervenes to avoid large fluctuations.

The market value of the PEN grew 1.3% against the USD in 2023 on average in the context of a still financially dollarized economy.

Historically, the Peruvian Sol reached an all-time high of PEN4.13 per USD in October of 2021 and a record low of PEN1.28 per USD in August of 1992.

Banks are currently (January 19, 2024) buying USD at PEN3.736 and selling USD at PEN3.742. Parallel market rates are slightly different.

There are no restrictions or limitations on holding bank accounts in foreign currency or to remit funds abroad.



*Projection. December 2023 Inflation Report
Source: Central Reserve Bank of Peru (BCRP)

1.6

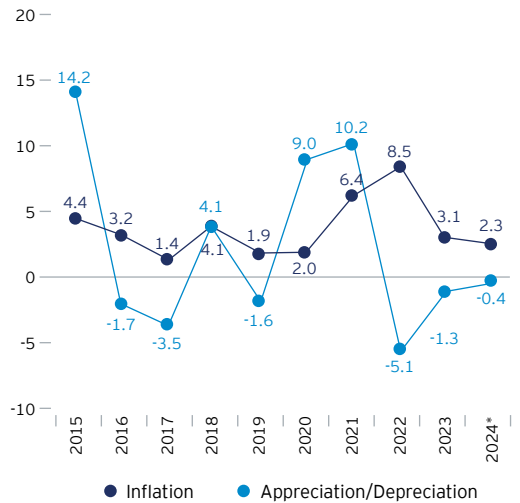
Monetary policy

The BCRP started targeting inflation in 2002 and is now committed to keeping the annual inflation rate within a target range of 1% to 3%. The central bank's commitment to stable inflation has favored inflows of capital as well as exchange rate stability.

The annual inflation rate declined from 8.5% in 2022 to just over 3% in 2023, remaining among the lowest in the region. The Bank's officials now expect inflation to finish 2024 within the target range.



Appreciation/Depreciation and Inflation (in percentage)

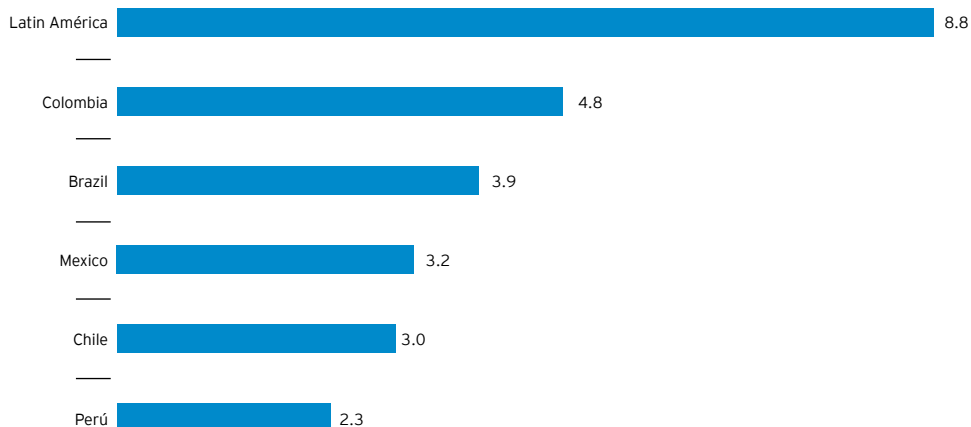


*Projection. December 2023 Inflation Report. Exchange rate is estimated at PEN8

Source: Central Reserve Bank of Peru (BCRP)

As shown in the chart below, a recent international survey indicates that Peru will have one of the lowest inflation levels of the region, with a projected inflation rate of 2.3% in 2024.

Estimated inflation rates in Latin America (2023)



Source: IMF World Economic Outlook (October 2024), Central Reserve Bank of Peru (BCRP)

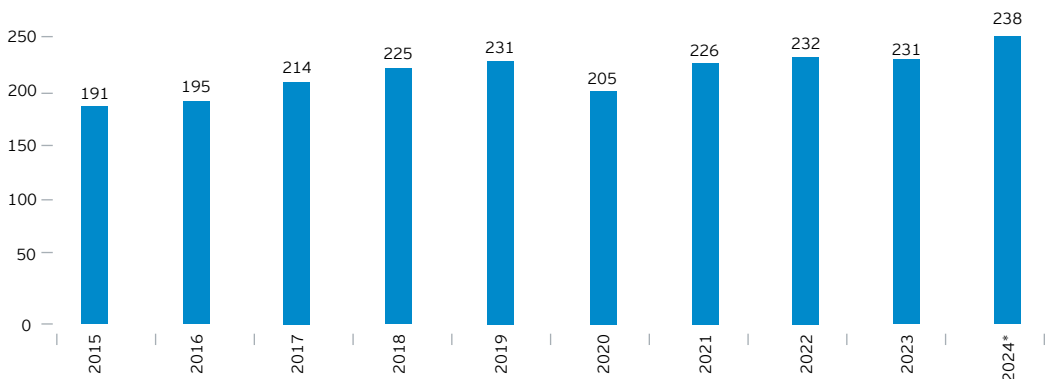


1.7

Peru's GDP

According to preliminary information published by the Central Bank, Peru's economy declined by 0.5% in 2023, but growth is expected to pick up to 3.0% in 2024. As has been the case in the last two decades, the main driver of this growth will be increased mining production, particularly of copper. In the coming years, growth is expected to return to rates above the regional average, given Peru's growing consumer market, abundant natural resources, attractiveness as a tourist destination and large network of trade agreements.

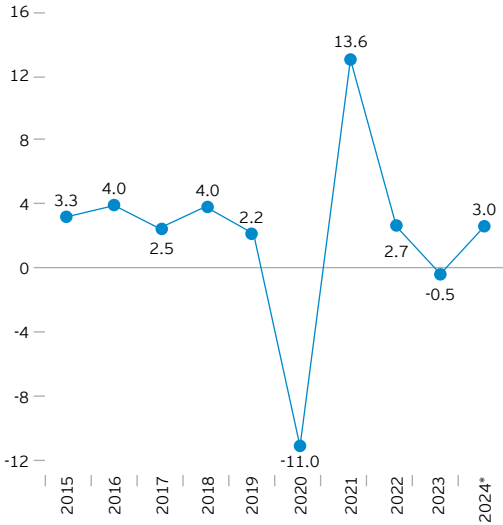
Real Gross Domestic Product (GDP) (in USD billion)



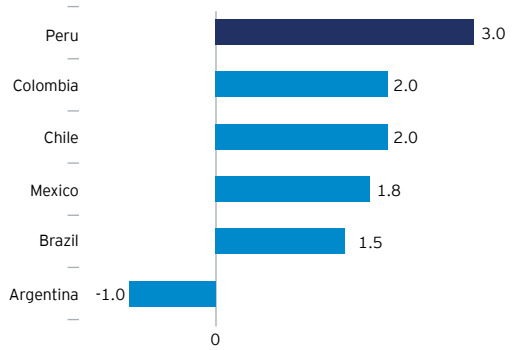
*Projection. December 2023 Inflation Report

Source: International Monetary Fund (IMF), Central Reserve Bank (BCRP)

Gross Domestic Product (GDP) (Percentage Change)



Estimated GDP Growth Rates of the Main Latin America Economies (2024)



Source: Latin America Consensus Forecast, Central Reserve Bank of Peru (BCRP)

*Projection. December 2023 Inflation Report
Source: Central Reserve Bank of Peru (BCRP)

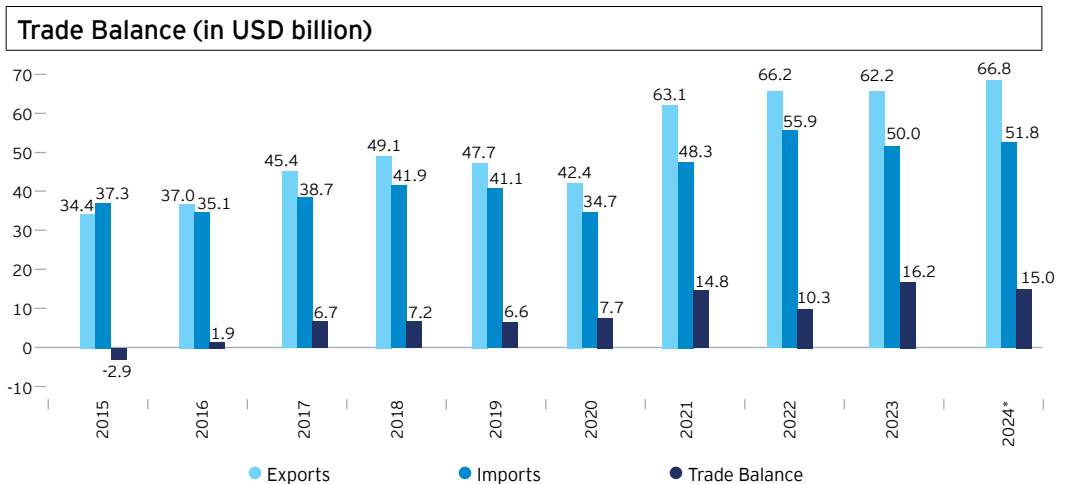


1.8 Trade balance

Economic activity has benefited from improving terms of trade. In 2023, the Peruvian trade balance recorded a USD16.2 billion surplus, which was above the trade balance surplus of USD10.3 billion registered in 2022.

This significant growth would be due to a series of factors, such as the recovery of production and the increase in international commodity prices, especially copper.

The main detraction from the external sector's contribution to growth stemmed from increasing imports, although capital goods imports have remained at healthy levels. Peru's imports are mainly composed of final and intermediate goods, as opposed to exports, in which minerals and ores account for over 60% of overseas sales.



*Projection. December 2023 Inflation Report
Source: Central Reserve Bank of Peru (BCRP)

1.9

Infrastructure access

It is expected that Peru will only realize its full economic potential after reducing its infrastructure bottlenecks. Estimates vary, but the investment required runs into billions of dollars. In the last decade, Peru has begun to take the necessary measures to improve its underprivileged infrastructure (transport facilities, electricity, water and communications) in order to promote new investments which will contribute to the development of the productive sectors of the country.

Mining is one of the sectors affected by this constraint since mining and metals companies need to have access to transportation facilities to deliver their products to national and international markets. These needs are in addition to the standard mine infrastructure. Well-developed infrastructure reduces the effect of distance between regions, with the result of truly integrating the national market and connecting it at low cost to markets of other countries and regions.

In recent years, it is not so much the lack of availability of financing but the lack of administrative capacity in the provinces for the spending shortfalls in infrastructure that contribute to feed anti-mining sentiments. Regional and local authorities are still accumulating billions of soles from canon, mining royalties and other levies collected over the last decade lying dormant in bank accounts, which could be used to fund new roads, hospitals, schools and water projects.

What is clear is that the private sector will need to respond to deliver the required investment in infrastructure. Doing so requires changes to historical approaches to infrastructure investment, which have typically been government-led, one which places private sector capital at the forefront. The Peruvian government has become very proactive providing the private sector with incentives to develop investment projects. For example, Peru's tax system includes provisions to grant a form of credit against income taxes to allow third-party investors to recover capital investments made in public infrastructure. Mining and metals companies are responding by building social infrastructure and involving communities at an early stage.

1.10

Peru's investment-grade rating



Peru has maintained its investment-grade credit rating since Moody's Investors Services raised it to that level in December 2009 matching moves made by Standard & Poor's and Fitch Ratings the previous year. The country's stable, credible, and consistent macroeconomic policies in various administrations are the key supporting factors for the investment-grade rating.

It is well known that countries with investment grade ratings gain a higher level of confidence that generates more foreign and domestic investment. The risk premium demanded by multinationals and foreign investors is slashed after the upgrade. At the same time, the investment horizon is elongated.

The same occurs with domestic investment. Local investors gain more self-confidence, thus allowing themselves to consider opportunities with lower rates of return. The impact is immediate, as consumers gain access to credit with more favourable terms.

The upgrade to investment grade has brought Peru a lot of positive attention worldwide. More importantly, it has had a positive impact on the local economy. For this reason, nowadays, many multinational corporations eye the country more seriously, as higher private investment is flowing into the country. This should contribute to alleviate a still complex social situation in Peru, by achieving improvements in employment and decreases in poverty.

**Credit rating
(long term debt in foreign currency)**

Country	S&P	Fitch	Moody's
Chile	A	A-	A2
Peru	BBB	BBB	Baa1
Mexico	BBB	BBB-	Baa2
Colombia	BB+	BB+	Baa2
Uruguay	BBB	BBB-	Baa2
Paraguay	BB	BB+	Ba1
Brazil	BB-	BB	Ba2
Bolivia	B+	B	B2
Ecuador	B-	B-	Caa3
Argentina	CCC+	CCC-	Ca
Venezuela	N/A	RD	C

As of January 2024

Source: Standard & Poor's, Fitch ratings, Moody's



1.11

Investment promotion conditions



a.

Foreign investment legislation and trends in Peru

The Peruvian government is committed to pursuing an investor-friendly policy climate. It actively seeks to attract both foreign and domestic investment in all sectors of the economy. It has therefore taken the necessary steps to establish a consistent investment policy which eliminates all obstacles for foreign investors, with the result that now Peru is considered to have one of the most open investment regimes in the world.

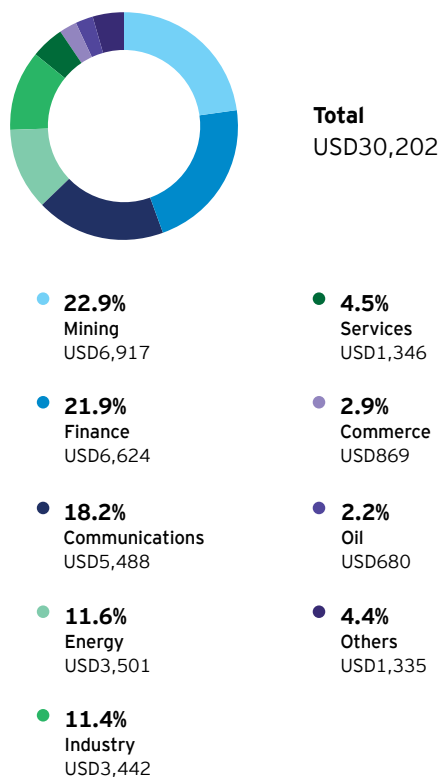
In an attempt to reduce the political risk perception of the country, Peru has adopted a legal framework for investments which offers automatic investment authorization and establishes the necessary economic stability rules to protect private investors from arbitrary changes in the legal terms and conditions of their ventures and reduces government interference with economic activities.

Foreign direct investment (FDI) is largely seen as a catalyst for economic growth in the future. The United Kingdom, Spain, Chile, the United States, the Netherlands, Colombia, Brazil, China and Canada appear as Peru's leading investors. FDI is concentrated in the mining, financial, telecommunications, electricity and industry sectors.

Peru guarantees foreign investors legal stability on income tax regulations and dividend distributions. Foreign investors entitled to obtain tax and legal stability are those willing to invest in the country, in a two-year term, at least USD10 million in the mining and/or hydrocarbon sectors; USD5 million in any other economic activity or to acquire more than 50% of the shares of a privatized state-owned company.

Peruvian laws, regulations, and practices do not discriminate between national and foreign companies. Accordingly, national treatment is offered to foreign investors. There are no restrictions on repatriation of earnings, international transfers of capital, or currency exchange practices. The remittance of dividends, interests and royalties has no restrictions either. Foreign currency may be used to acquire goods abroad or cover financial obligations so long as the operator is in compliance with the relevant Peruvian tax legislation.

Balance of foreign direct investment by industry 2023* (in USD Million)

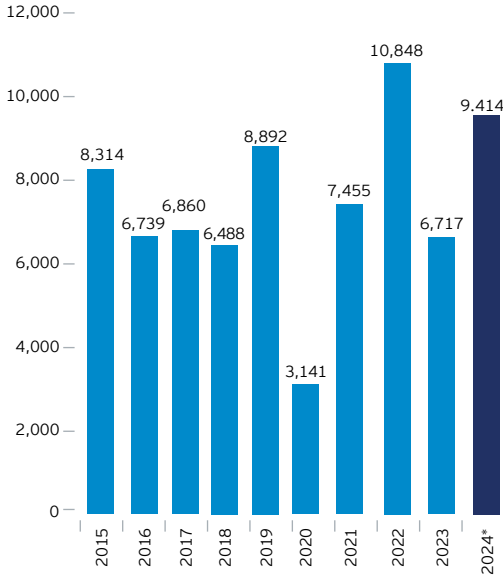


*As of June, 2023

Source: Private Investment Promotion Agency (ProInversión)




**Foreign direct investment flow
(in USD Million)**



Projection. December 2023 Inflation Report
Source: Central Reserve Bank of Peru (BCRP)

**b.
Settlement of investment disputes**

Foreign investors are protected against inconvertibility, expropriation, political violence and other non-commercial risks through access to the corresponding multilateral and bilateral conventions such as the Overseas Private Investment Corporation (OPIC) and the Multilateral Investment Guaranty Agency (MIGA). Also, Peru has joined the International Convention for Settlement of International Disputes (ICSID) as an alternative to settle disputes arising between investors and the government. In addition, Peru has signed more than thirty bilateral investment treaties with different countries from around the world.



EY and the Ministry of Foreign Affairs (MRE) prepared the Peru's Business and Investment Guide 2023.

It can be downloaded for free in:
https://www.ey.com/es_pe/entrepreneurship/peru-business-investment-guide

SO

GEOLOGY AND MINING

1. Importance of Peru's mining sector
2. Mining potential
3. Recent developments and future trends in the mining industry in Peru



2.1

Importance of Peru's mining sector

The mining sector is and has always been very important to the national economy of Peru. Its well-known mining tradition dates back to the pre-Inca times, and goes on through the Inca, colonial and republican periods. In each of those stages, mining has been one of the major activities in the country's development. Traditionally it has contributed more than half of the country's export revenues.

Peru is one of the most extensively mineralized countries of the world. It currently plays host to some of the world's major mining companies, including, Glencore, Freeport-McMoRan, Rio Tinto, Anglo American, MMG, Teck, Chinalco and Barrick Gold. Since the liberalization of the industry in the 1990s local and foreign investment has been deployed to develop major modern mines.



Peru has a well recognized mineral wealth. It is considered one of the top ten richest mineral countries in the world. It is one of the world's biggest producers of base and precious metals. Currently, it is the world's second largest producer of copper, and it is also a major producer of gold, silver, zinc

among other minerals. Peru has 12.0% of the world's copper reserves, 3.9% of its gold, 15.3% of its silver, 9.5% of zinc, 5.3% of lead and 2.8% of tin reserves, according to the most recent data published by the US Geological Survey.

Peru's metal production ranking

Ore	Latin America	World	Top positions in the world
Copper	2	2	Chile (1st), Congo (3rd)
Zinc	1	2	China (1st), Australia (3rd)
Gold	2	11	China (1st), Australia (2nd), Russia (3rd)
Silver	2	3	Mexico (1st), China (2nd)
Tin	1	4	China (1st), Burma (2nd), Indonesia (3rd)
Lead	2	5	China (1st), Australia (2nd), U.S. (3rd)
Molybdenum	2	3	China (1st), Chile (2nd)
Mercury	1	3	China (1st), Tajikistan (2nd)
Cadmium	2	8	China (1st), Republic of Korea (2nd), Japan (3rd)
Selenium	1	9	China (1st), Japan (2nd), Russia (3rd)

Source: US Geological Survey 2024

According to estimates, today the mining sector accounts for 8.3% of the GDP, while mineral exports represent about 64% of the country's total exports. Copper was the leading export metal, in terms of value, followed by gold, zinc, iron, lead, molybdenum, tin and silver. The mining sector is also important for the generation of employment for thousands of Peruvians and represents one of the main sources of fiscal revenues.

Historically, as it is today, the mining has been one of the primary taxpayers in terms of government revenues. In 2023, the industry accounted roughly 10% of government revenue. Looking to the future, the projected growth of mining is expected to

continue to generate significant tax collection benefits.

It is estimated that Peru has 678 operating mines and a pile of major projects currently waiting to be developed worth USD53.13 billion. 76% are greenfield projects and 24% are brownfield projects.

According to the 2023 Portfolio of Mining Investment Projects from the Ministry of Energy and Mines, China has become the largest investor in Peruvian mining projects, accounting for 19.7% of the total estimated inflows. In this ranking, China is followed by Mexico (16.5%), Canada (15.2%), United States (14.6%) and the United Kingdom (13.6%).

Of the new mining investments expected to be developed, USD38.5 billion is planning to be allocated to copper projects, which represent the 72% of the total. Gold projects represent 13% (USD7 billion) and iron ore 10% (USD4 billion).

Production of fine content minerals

Ore	2017	2018	2019	2020	2021	2022	2023*
Copper (TMF)	2,445,584	2,437,035	2,455,440	2,150,126	2,326,035	2,438,631	2,449,635
Gold (Fine gr.)	151,964,040	140,210,984	128,413,463	88,053,944	97,472,716	96,733,064	90,349,724
Zinc (TMF)	1,473,073	1,474,383	1,404,382	1,334,570	1,533,124	1,369,532	1,318,979
Silver (Fine Kg.)	4,417,987	4,160,162	3,860,306	2,723,879	3,333,606	3,079,790	2,752,128
Lead (TMF)	306,784	289,123	308,116	241,548	264,422	255,333	247,157
Iron (TMF)	8,806,452	9,533,871	10,120,007	8,893,972	12,149,274	12,936,826	12,960,276
Tin (TMF)	17,790	18,601	19,853	20,647	26,995	28,231	23,064
Molybdenum (TMF)	28,141	28,034	30,441	32,185	34,148	31,588	30,469

*As of November, 2023

Source: Ministry of Energy and Mines (MINEM)

Mining investment by type of production (in USD Million)

Type	2017	2018	2019	2020	2021	2022	2023*
Benefit plant	287	1,425	1,338	1,440	1,410	1,346	1,070
Mining equipment	491	661	1,041	744	751	703	666
Exploration	484	431	356	224	336	429	387
Infrastructure	1,557	1,081	1,339	858	1,402	1,325	911
Development and preparation	388	755	1,118	384	597	931	748
Other	721	609	718	677	767	631	264
Total	3,928	4,962	5,909	4,327	5,263	5,365	4,046

*As of November, 2023

Source: Ministry of Energy and Mines (MINEM)

2.2 Mining potential



Increasingly, Peru is being targeted for inbound investment and is perceived by international mining and metals companies as a global player. This is partly due to the scale of opportunity where most of its territory is yet to be subjected to vast exploration and partly as a result of its attractive legislation and regulatory environment.

Although Peru is endowed with large deposits of a variety of mineral resources, it is estimated that only 0.26% of the country's territory is being explored. Likewise, only a small percentage of Peru's mineral reserves are being exploited. It is estimated that only 1.25% of its territory is under exploitation. According to recent mining statistics, Peru's production rates are minimal with regards to the country's mineral potential. However, through modern techniques and equipment, a vast potential of diverse marketable minerals are increasingly becoming available from previously inaccessible regions.

Peru has numerous mineralized belts and mineral provinces, a wide variety of world-class ore deposits and a very dynamic mining community. It is regarded as one of the countries with the largest and most diversified mineral resources in the world. In addition, Peru has an excellent geographical location, in the center of South America, with easy access to the Asian and North American markets.

Within Latin America, Peru has, perhaps, the greatest untapped potential for new discoveries and production.

Peru's clear and simple mining law and excellent geological potential has helped the country to attract one of the largest budgets for minerals explorations and development in the world. However, it is believed that Peru has the capacity to double or triple current level of output, especially in base metals.


Peru's favourable geology and significant undeveloped mineral resources constitute a very important comparative feature, which has driven many mining companies to commit to invest in the country's mining sector.

The following table lists Peru's estimated reserves in 2023 of major minerals, such as copper, gold, zinc, silver, molybdenum, tin and lead. These mineral reserves represent "proven" (measured) and "probable" (indicated) categories and exclude quantities reported as "possible" (inferred). For this purpose, reserves were defined as being well delineated and economically recoverable volumes of minable ore from mines committed to production.

Metal reserves 2023	
----------------------------	--

Metal	Metric Tons
Copper (in thousands)	120,000
Gold	2,300
Zinc (in thousands)	21,000
Silver	110,000
Molybdenum (in thousands)	1,500
Tin	130,000
Lead (in thousands)	5,000

Source: US Geological Survey 2024



Mining projects pipeline

There is an estimated USD53.13 billion of mining projects waiting to be developed in the country, although many of them are on a smaller scale than recent projects. The Ministry of Energy and Mines lists 46 main projects in different stages of development targeting a variety of metals and minerals.

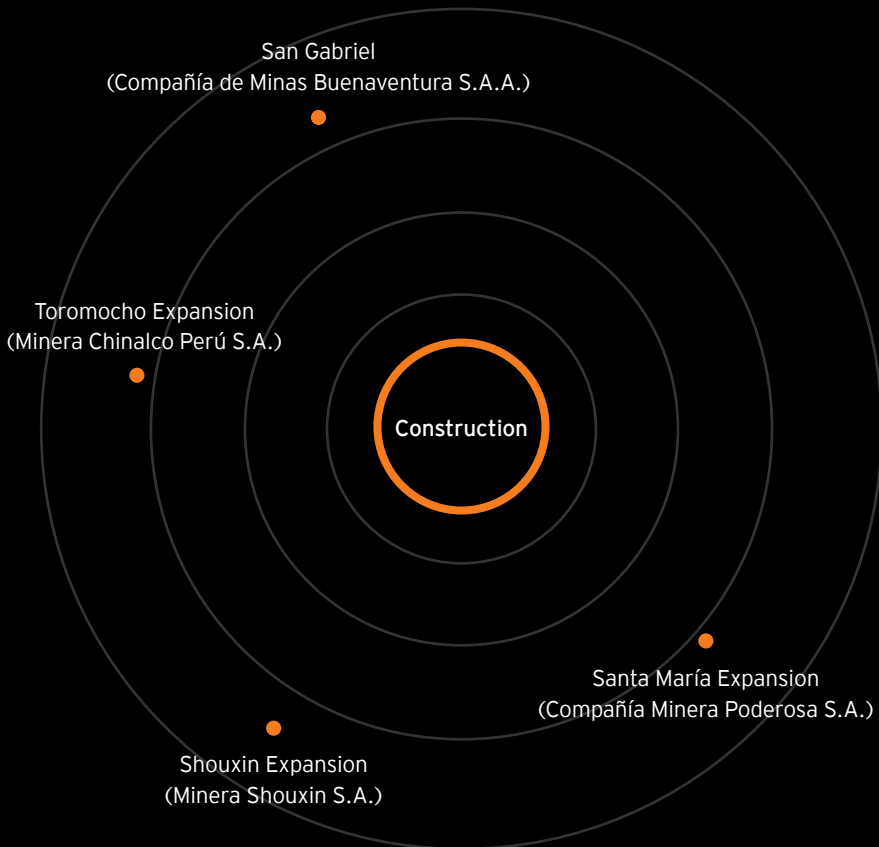
About USD38.5 billion (72%) will be invested in copper projects, with gold (13%) and iron ore (10%) set for much of the rest.

The following figure and chart show which are the projects involved, distinguishing between projects under construction, projects that are in the detailed engineering stage, projects in feasibility, pre-feasibility and conceptual stages.

- Construction >
- Detailed Engineering >
- Feasibility >
- Pre-feasibility >
- Conceptual >

Mine Construction Projects Pipeline

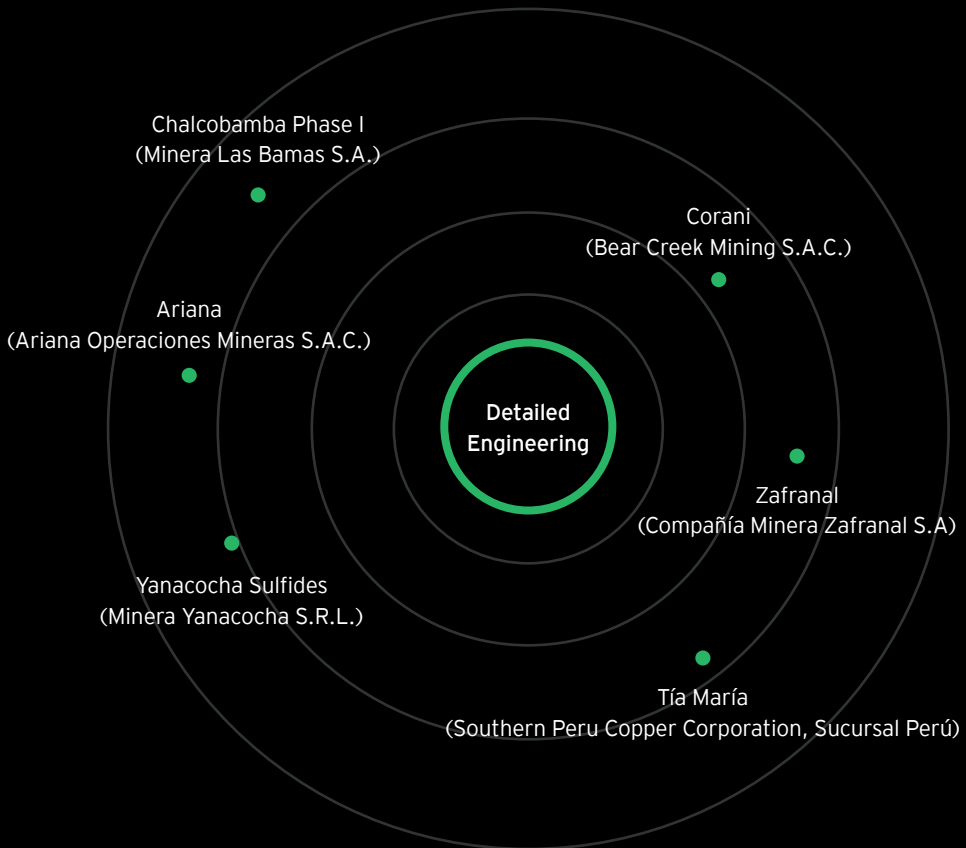
 Construction 3% USD1.4 billion	 Detailed Engineering 11% USD6.0 billion	 Feasibility 23% USD12.5 billion	 Pre-feasibility 40% USD21.0 billion	 Conceptual 23% USD12.2 billion
---	---	---	---	--



Projects are shown in random positions / Portfolio estimated as at July 2023
Source: Ministry of Energy and Mines (MINEM)

Mine Detailed Engineering Projects Pipeline

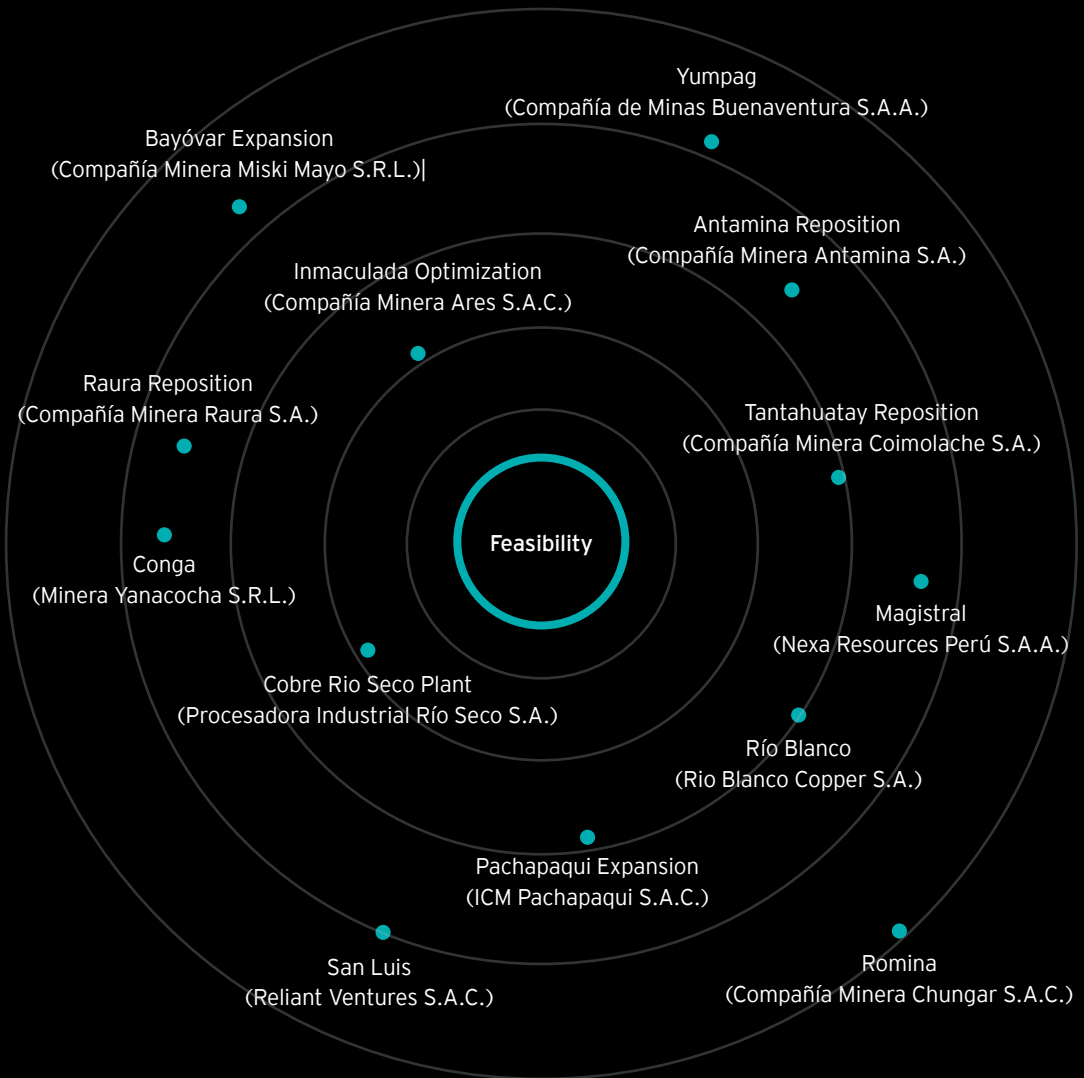
Construction	Detailed Engineering	Feasibility	Pre-feasibility	Conceptual
3%	11%	23%	40%	23%
USD1.4 billion	USD6.0 billion	USD12.5 billion	USD21.0 billion	USD12.2 billion



Projects are shown in random positions / Portfolio estimated as at July 2023
 Source: Ministry of Energy and Mines (MINEM)

Mine Feasibility Projects Pipeline

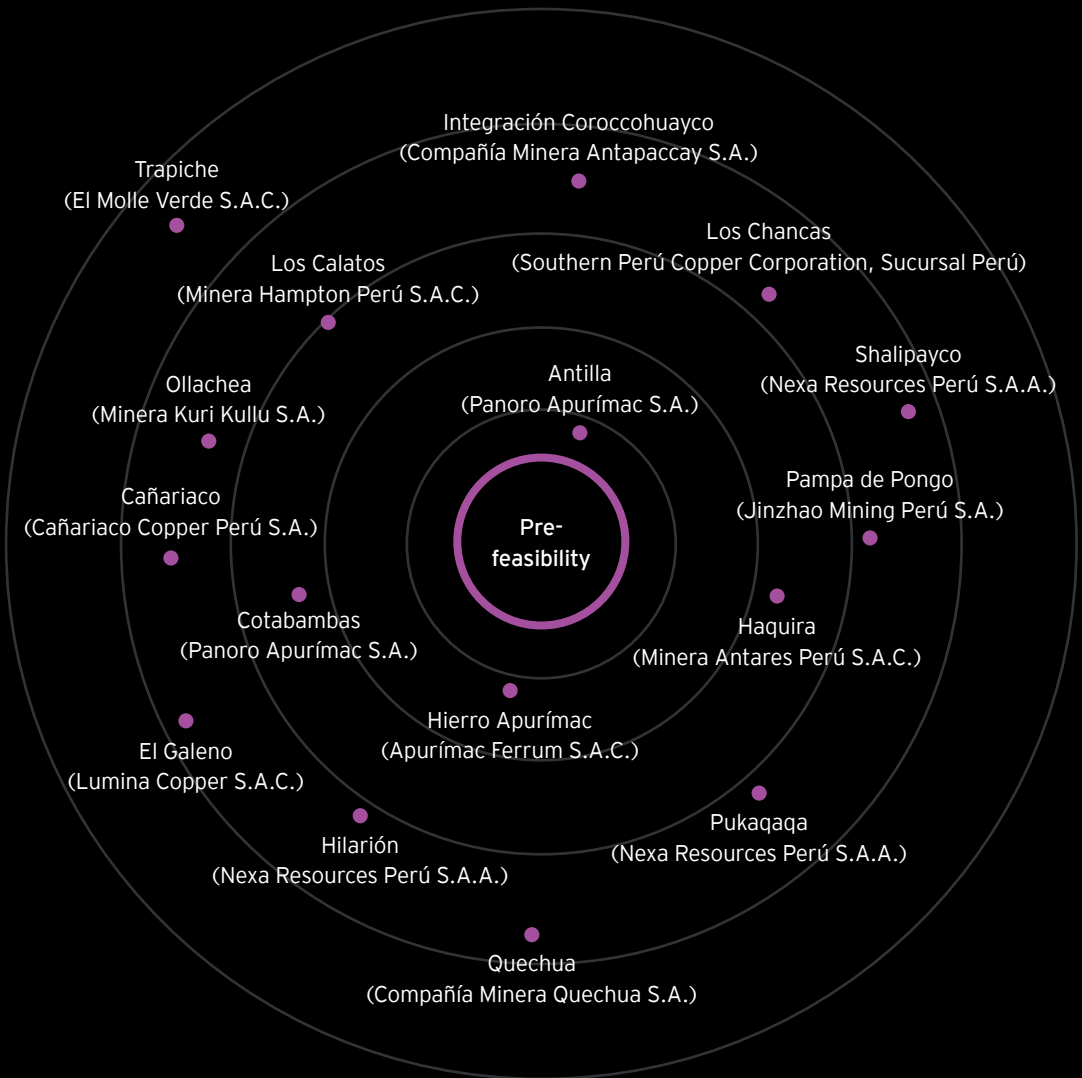
Construction	Detailed Engineering	Feasibility	Pre-feasibility	Conceptual
3%	11%	23%	40%	23%
USD1.4 billion	USD6.0 billion	USD12.5 billion	USD21.0 billion	USD12.2 billion



Projects are shown in random positions / Portfolio estimated as at July 2023
 Source: Ministry of Energy and Mines (MINEM)

Mine Pre-feasibility Projects Pipeline

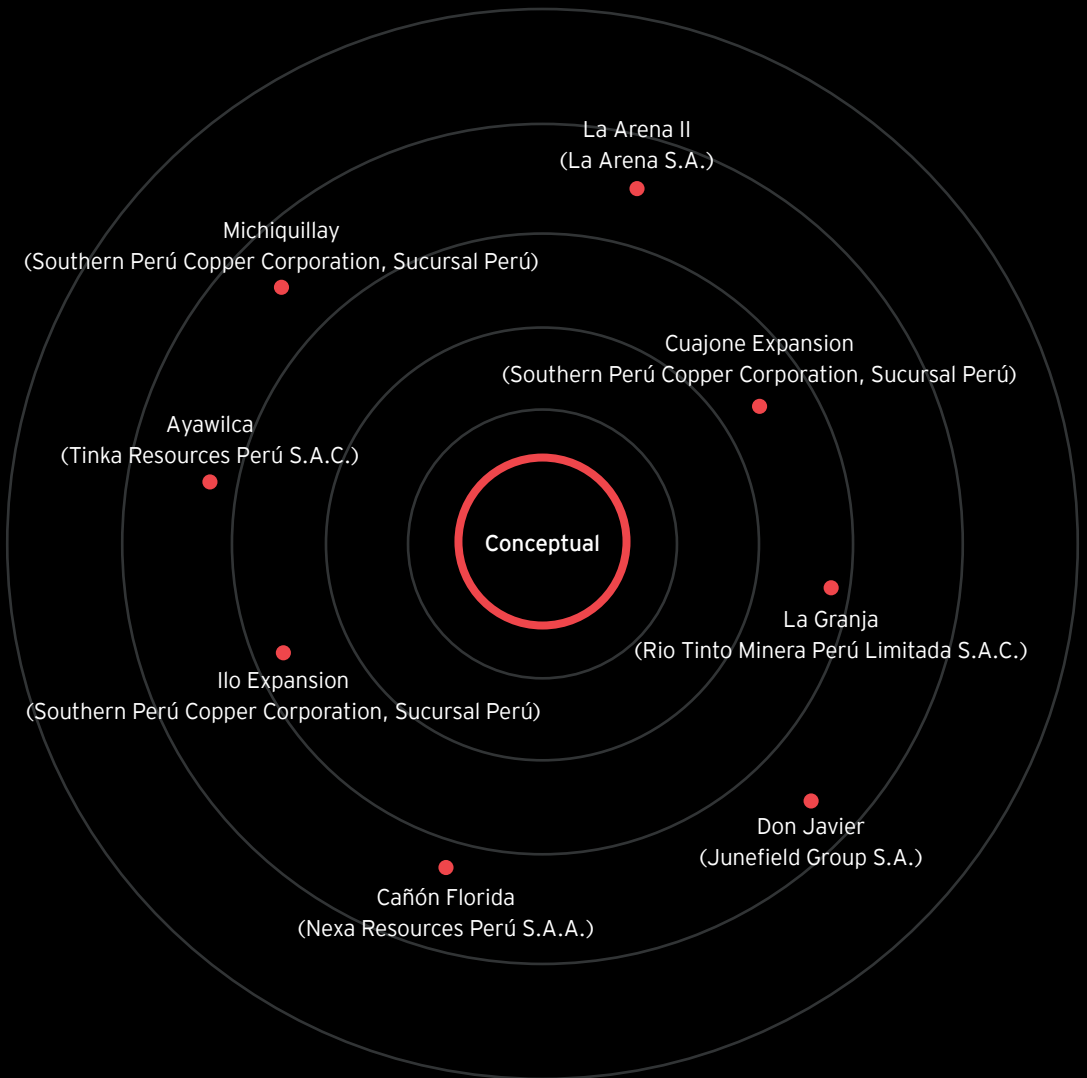
Construction	Detailed Engineering	Feasibility	Pre-feasibility	Conceptual
3%	11%	23%	40%	23%
USD1.4 billion	USD6.0 billion	USD12.5 billion	USD21.0 billion	USD12.2 billion



Projects are shown in random positions / Portfolio estimated as at July 2023
 Source: Ministry of Energy and Mines (MINEM)

Mine Conceptual Projects Pipeline

Construction	Detailed Engineering	Feasibility	Pre-feasibility	Conceptual
3%	11%	23%	40%	23%
USD1.4 billion	USD6.0 billion	USD12.5 billion	USD21.0 billion	USD12.2 billion



Projects are shown in random positions / Portfolio estimated as at July 2023
 Source: Ministry of Energy and Mines (MINEM)

Mine Construction Project Portfolio							
Construction start date	Commissioning	Project	Operator	Region	Main Ore	Current stage	Aggregate investment (USD Million)
2018	2024	Toromocho Expansion	Minera Chinalco Perú S.A.	Junín	Copper	Construction	815
2019	2023	Santa María Expansion	Compañía Minera Poderosa S.A.	La Libertad	Gold	Construction	121
2022	2025	San Gabriel	Compañía de Minas Buenaventura S.A.A.	Moquegua	Gold	Construction	470
2023	2025	Romina	Compañía Minera Chungar S.A.C.	Lima	Zinc	Feasibility	150
2023	2026	Corani	Bear Creek Mining S.A.C.	Puno	Silver	Detailed Engineering	603
2022	2025	Magistral	Nexa Resources Perú S.A.A.	Áncash	Copper	Feasibility	493
2023	2029	Antamina Reposition	Compañía Minera Antamina S.A.	Áncash	Copper	Feasibility	1,604
2024	2027	Yanacocha Sulfides	Minera Yanacocha S.R.L.	Cajamarca	Gold	Detailed Engineering	2,500
2024	2028	Zafranal	Compañía Minera Zafranal S.A.C.	Arequipa	Copper	Detailed Engineering	1,263
TBD	2026	Ilo Expansion	Southern Perú Copper Corporation, Sucursal Perú	Moquegua	Copper	Conceptual	1,354

Mine Construction Project Portfolio							
Construction start date	Commissioning	Project	Operator	Region	Main Ore	Current stage	Aggregate investment (USD Million)
TBD	2027	Los Chancas	Southern Perú Copper Corporation, Sucursal Perú	Apurímac	Copper	Pre-feasibility	2,600
TBD	2028	Trapiche	El Molle Verde S.A.C.	Apurímac	Copper	Pre-feasibility	1,038
TBD	2029	Michiquillay	Southern Perú Copper Corporation, Sucursal Perú	Cajamarca	Copper	Conceptual	2,500
TBD	TBD	Bayóvar Expansion	Compañía Minera Miski Mayo S.R.L.	Piura	Phosphates	Feasibility	450
TBD	TBD	Cuajone Expansion	Southern Perú Copper Corporation, Sucursal Perú	Moquegua	Copper	Conceptual	871
TBD	TBD	Pachapaqui Expansion	ICM Pachapaqui S.A.C.	Áncash	Zinc	Feasibility	117
TBD	TBD	Antilla	Panoro Apurímac S.A.	Apurímac	Copper	Pre-feasibility	250
TBD	TBD	Ariana	Ariana Operaciones Mineras S.A.C.	Junín	Copper	Detailed Engineering	140
TBD	TBD	Ayawilca	Tinka Resources Perú S.A.C.	Pasco	Zinc	Conceptual	264
TBD	TBD	Cañariaco	Cañariaco Copper Perú S.A.	Lambayeque	Copper	Pre-feasibility	1,043
TBD	TBD	Cañón Florida	Nexa Resources Perú S.A.A.	Amazonas	Zinc	Conceptual	214
TBD	TBD	Chalcobamba Phase I	Minera Las Bamas S.A.	Apurímac	Copper	Detailed Engineering	130

Mine Construction Project Portfolio							
Construction start date	Commissioning	Project	Operator	Region	Main Ore	Current stage	Aggregate investment (USD Million)
TBD	TBD	Conga	Minera Yanacocha S.R.L.	Cajamarca	Gold	Feasibility	4,800
TBD	TBD	Cotabambas	Panoro Apurímac S.A.	Apurímac	Copper	Pre-feasibility	1,486
TBD	TBD	Don Javier	Junefield Group S.A.	Arequipa	Copper	Conceptual	600
TBD	TBD	El Galeno	Lumina Copper S.A.C.	Cajamarca	Copper	Pre-feasibility	3,500
TBD	TBD	Haqira	Minera Antares Perú S.A.C.	Apurímac	Copper	Pre-feasibility	1,860
TBD	TBD	Hierro Apurímac	Apurímac Ferrum S.A.C.	Apurímac	Iron	Pre-feasibility	2,900
TBD	TBD	Hilarión	Nexa Resources Perú S.A.A.	Áncash	Zinc	Pre-feasibility	585
TBD	TBD	Integración Coroccohuayco	Compañía Minera Antapaccay S.A.	Cusco	Copper	Pre-feasibility	590
TBD	TBD	La Arena II	La Arena S.A.	La Libertad	Copper	Conceptual	1,364
TBD	TBD	La Granja	Rio Tinto Minera Perú Limitada S.A.C.	Cajamarca	Copper	Conceptual	5,000
TBD	TBD	Los Calatos	Minera Hampton Perú S.A.C.	Moquegua	Copper	Pre-feasibility	655
TBD	TBD	Ollachea	Minera Kuri Kullu S.A.	Puno	Gold	Pre-feasibility	126
TBD	TBD	Pampa de Pongo	Jinzhao Mining Perú S.A.	Arequipa	Iron	Pre-feasibility	2,344
TBD	TBD	Cobre Río Seco Plant	Procesadora Industrial Río Seco S.A.	Lima	Copper	Feasibility	410

Mine Construction Project Portfolio							
Construction start date	Commissioning	Project	Operator	Region	Main Ore	Current stage	Aggregate investment (USD Million)
TBD	TBD	Pukaqaga	Nexa Resources Perú S.A.A.	Huancavelica	Copper	Pre-feasibility	655
TBD	TBD	Quechua	Compañía Minera Quechua S.A.	Cusco	Copper	Pre-feasibility	1,290
TBD	TBD	Inmaculada Reposition	Compañía Minera Ares S.A.C.	Ayacucho	Gold	Feasibility	1,319
TBD	TBD	Raura Reposition	Compañía Minera Raura S.A.	Huánuco	Zinc	Feasibility	76
TBD	TBD	Tantahuatay Reposition	Compañía Minera Coimilache S.A.	Cajamarca	Gold	Feasibility	127
TBD	TBD	Río Blanco	Río Blanco Copper S.A.	Piura	Copper	Feasibility	2,792
TBD	TBD	San Luis	Reliant Ventures S.A.C.	Áncash	Silver	Feasibility	90
TBD	TBD	Shalipayco	Nexa Resources Perú S.A.A.	Junín	Zinc	Pre-feasibility	91
TBD	TBD	Tía María	Southern Perú Copper Corporation, Sucursal Perú	Arequipa	Copper	Detailed Engineering	1,400
TBD	TBD	Yumpag	Compañía de Minas Buenaventura S.A.A.	Pasco	Silver	Feasibility	80
Total 46 projects							53,130

Projects are shown in random positions / Portfolio estimated as at July 2023
Source: Ministry of Energy and Mines (MINEM)

Mining Exploration Project Portfolio

Project	Operator	Region	Main Ore	Environmental Impact Study approval date	Investment (USD Million)
EMI Assesment					
Alpamarca	Nexa Resources Atacocha S.A.A.	Pasco	Copper	In evaluation	4
Azulmina	Nexa Resources Perú S.A.A.	Ancash	Zinc	In evaluation	7
Berenguela	Sociedad Minera Berenguela S.A.	Puno	Silver	In evaluation	5
Huarangayoc	Nexa Resources Perú S.A.A.	Ancash	Copper	In evaluation	4
La Zanja	Minera La Zanja S.R.L.	Cajamarca	Gold	In evaluation	114
Mara	Rio Tinto Mining and Exploration S.A.C.	Apurimac	Copper	In evaluation	16
Mónica Lourdes	Nexa Resources Perú S.A.A.	Ayacucho	Copper	In evaluation	7
Patacancha	Nexa Resources Perú S.A.A.	Lima	Zinc	In evaluation	7
Pucajirca	Minera Peñoles de Perú S.A.	Ancash	Copper	In evaluation	3
Exploration Authorization Assesment					
Algamarca	Shahuindo S.A.C.	Cajamarca	Gold	4/03/2019	4
Antamayo	Teck Perú S.A.	Ancash	Copper	7/07/2023	1
Atravesado	Candelaria Resources S.A.C.	Arequipa	Copper	5/09/2023	7
Caylloma	Minera Bateas S.A.C.	Arequipa	Silver	17/12/2021	19
Chaska	Vale Exploration Perú S.A.C.	Moquegua	Copper	17/06/2022	4
Condorillo	Compañía Minera Ares S.A.C.	Ayacucho	Silver	10/07/2023	3
Colorado	Minera Yanacocha S.R.L.	Cajamarca	Gold	9/06/2021	6
Corvinón	Compañía Minera Ares S.A.C.	Tacna	Copper	18/08/2022	2
Dorita	Sociedad Minera Reliquias S.A.C.	Huancavelica	Silver	31/08/2023	5
El Porvenir	Nexa Resources El Porvenir S.A.C.	Pasco	Zinc	31/12/2019	2
Huiñac Punta	Condor Exploration Perú S.A.C.	Huanuco	Copper	9/07/2020	7
Jasperoide	C3 Metals Perú S.A.C.	Cusco	Copper	3/03/2023	13
Miscanthus	Sumitomo Metal Mining Perú S.A.	Ayacucho	Gold	31/03/2022	1
Quelcaya	Macusani Yellowcake S.A.C.	Puno	Lithium	4/05/2023	6

Mining Exploration Project Portfolio					
Project	Operator	Region	Main Ore	Environmental Impact Study approval date	Investment (USD Million)
Quicay II	Corporación Minera Centauro S.A.C.	Pasco	Copper	9/06/2023	29
Santander	Cerro de Pasco Resources del Perú S.A.C.	Lima	Zinc	24/07/2020	2
Sara	Nexa Resources El Porvenir S.A.C.	Pasco	Zinc	10/04/2023	5
Scorpius	Alpha Mining S.A.C.	Ayacucho	Gold	30/12/2019	2
Silvia	Darwin Perú S.A.C.	Huanuco	Copper	25/08/2023	5
Sombrero	Sombrero Minerales S.A.C.	Ayacucho	Copper	4/02/2020	2
Sumac Wayra	Minsur S.A.	Lima	Copper	14/07/2023	7
Tambomayo	Compañía de Minas Buenaventura S.A.A.	Arequipa	Gold	31/03/2022	24
Ongoing exploration or to be executed					
Almira	Anglo American Perú S.A.	Tacna	Copper	20/11/2019	2.2
Arcata	Compañía Minera Ares S.A.C.	Arequipa	Silver	4/08/2020	2.7
Carhuacayán	Compañía Minera Chungar S.A.C.	Junin	Zinc	7/10/2021	11.1
Chacapampa	Anthony Mining S.A.C.	Apurimac	Copper	17/02/2023	1.8
Chorobal	Nexa Resources Perú S.A.A.	La Libertad	Copper	24/11/2020	3.0
Chulec	Compañía Minera Argentum S.A.	Junin	Copper	27/03/2019	2.0
Cochacucho Y Mylagros	Cori Puno S.A.C.	Puno	Gold	31/12/2019	2.2
Coloso	Huarmy Colosal S.A.C.	Ancash	Gold	25/09/2020	12.5
Crespo II	Compañía Minera Ares S.A.C.	Cusco	Silver	16/05/2022	1.7
Curibaya	Magma Minerals S.A.C.	Tacna	Silver	27/07/2022	4.7
El Carmen	Nexa Resources Perú S.A.A.	Ica	Copper	16/08/2021	1.6
Elida	Elida Resources S.A.C.	Ancash	Copper	20/07/2019	3.5
Gabán	Winshear de Perú S.A.C	Puno	Gold	4/10/2022	1.6
Illuminadora	Newmont Perú S.R.L.	Arequipa	Gold	7/01/2020	3.8
Inca Sol	Nexa Resources Perú S.A.A.	Tacna	Copper	25/10/2019	2.3
Lezard	Black Swan Minerals S.A.C.	Lima	Zinc	3/06/2022	3.0
Llaguén	Hubbay Perú S.A.C.	La Libertad	Copper	2/12/2020	3.0

Mining Exploration Project Portfolio					
Project	Operator	Region	Main Ore	Environmental Impact Study approval date	Investment (USD Million)
Los Chapitos	Camino Resources S.A.C.	Arequipa	Copper	14/06/2023	1.3
Los Perdidos II	Nexa Resources Perú S.A.A.	Ancash	Zinc	27/04/2022	6.8
Lourdes	Camino Resources S.A.C.	Arequipa	Copper	7/01/2022	1.8
María Cecilia Dos	Minera María Cecilia Ltd. - Sucursal Perú	Ancash	Copper	3/08/2022	5.0
Oasis	Minera Anaconda Perú S.A.	Arequipa	Copper	11/05/2023	8.5
Palcawanka	Consorcio Minero Palcawanka S.A.C.	Huancavelica	Zinc	31/12/2019	3.3
Pampa Esperanza	Hudbay Perú S.A.C.	Moquegua	Copper	28/11/2022	2.4
Paraíso	Oz Minerals Perú S.A.C.	Arequipa	Copper	19/03/2021	3.9
Picha	Kiwanda S.A.C.	Moquegua	Copper	23/02/2023	25.0
Pucaloma	Llankasunchis S.A.	Cusco	Gold	6/11/2019	3.1
Pucasalla	Nexa Resources Perú S.A.A.	Ica	Copper	22/12/2021	8.6
Pumahuain	Alcón Silver S.A.C.	Lima	Copper	6/03/2019	2.0
Qori	Newmont Perú S.R.L.	Ayacucho	Gold	17/01/2020	3.2
Quimsachata	Minsur S.A.	Arequipa	Copper	28/12/2022	2.2
San Antonio	Sumitomo Metal Mining Perú S.A.	Apurimac	Copper	18/12/2019	8.0
Santo Domingo	Fresnillo Perú S.A.C.	Apurimac	Gold	18/12/2019	1.3
Sitabamba	Minera Aurífera Retamas S.A.	La Libertad	Gold	5/11/2019	2.2
Soledad	Chakana Resources S.A.C.	Ancash	Copper	27/12/2022	23.0
Suyawi	Rio Tinto Mining and Exploration S.A.C.	Tacna	Copper	30/12/2019	15.0
Umami	Vale Exploration Perú S.A.C.	Ancash	Copper	17/11/2022	2.1
Usicayos	Palamina S.A.C.	Puno	Gold	23/03/2023	6.4
Yanacochita II	Compañía Minera Ares S.A.C.	Ayacucho	Gold	30/06/2020	2.8
Total 70 projects					521

Projects are shown in random positions. Portfolio estimated as at September 2023
Source: Ministry of Energy and Mines (MINEM)

2.3

Recent developments and future trends in the mining industry in Peru



a.

Peru strengthened its copper output in 2023, closing the gap with Chile

Between 2016 and 2022 Peru's copper production was relatively stable, fluctuating between 2.2 million metric tonnes and 2.4 million metric tonnes. However, in 2023, Peru's copper output reached a record high driven largely by the ramp up of Anglo American's Quellaveco mine which came online in late 2022. The open pit operation, located in the south of Peru, accounted for more than 10% of domestic copper production.

According to preliminary information published by the Ministry of Energy and Mines, the country extracted nearly 2.7 million metric tonnes of copper, a 14% increase with regards to the previous year. This still places the country as the world's second largest copper producer.

Cerro Verde (operated by Freeport-McMoRan), was the top producer of copper in Peru, followed by Antamina (owned by BHP, Glencore, Mitsubishi and Teck Resources) and Southern Copper (owned by Grupo Mexico). With the spectacular increase of 2023, Peru's copper production continued to close the gap with Chile, the world's largest producer of the red metal.

In 2024, copper production is anticipated to rise by 4%, reaching close to 3 million metric tonnes, according to estimates from Peru's National Society of Mining, Petroleum and Energy (SNMPE). Quellaveco is expected to be a significant contributor to this growth.

Importance of copper is evident given its demand from various sectors. It is an extensively used material in construction, telecommunication, automobile, and power sectors. Copper is also one of the modern world's most needed energy transition metals. It is the cornerstone for all electricity-related technologies, from solar panels to electric vehicles and consumer electronics. For instance, electric vehicles use at least 2.5 times more copper compared to internal combustion engine vehicles.

These technologies rely on a stable and sustainable supply of this metal, leading to anticipated rise in demand. Peru's mining sector has immense potential to leverage the forthcoming commodity price boom and energy transition to unlock a new wave of mining investment.

b.
Peru has a golden opportunity in critical minerals for the clean energy transition

The present unprecedented rush of global players to create a secure supply of critical minerals for the transition to low-carbon energy sources, coupled with the projected surge in commodity prices, is putting Peru on center stage. A huge amount of mining already happening throughout the country but the potential for a lot more is great.

As the world moves away from fossil fuels, the demand for copper and other critical minerals for this transition (also called "green minerals") is expected to grow at a rate never seen before in history. This presents a unique opportunity for Peru - endowed with roughly 10% of the world's copper reserves and home to huge unexplored and untapped mineral

resources, which are vital to deploying clean energy technologies. The mining sector will need significant amounts of investment and capital if it is to keep up.

If Peru can respond to the anticipated commodity price boom by increasing production of these transition minerals, it will result in higher revenue for the country. Moreover, other sectors are also poised to gain advantages, leading to further economic growth and to the creation of jobs, particularly in mining areas.

c.
Peru offers a very attractive and competitive outlook for mining investors

In coming years, the mining industry is expected to remain the growth engine of Peru, as it continues to be an attractive destination for mining investments, despite concerns over political uncertainty and social conflicts.

Peru is well recognized for having an outstanding geological potential and one of the largest and most diversified mineral reserves in the world. But that is not all. The country offers mining investors significant competitive advantages, such as a clear legal framework, relatively low production costs, experienced local suppliers, highly skilled workforce, readily available cadastral and geological information, and a stable economy.

There are no restrictions on repatriation of profits or foreign exchange controls. Anyone can open and maintain foreign currency accounts in Peruvian banks and wire transfer funds abroad. This right is guaranteed by Peru's constitution. In addition, the

government has announced a series of measures to cut red tape to boost investment and further support the sector's growth in the years to come.

In an industry in which logistics are fundamental for success, Peru will soon have an additional advantage as a new mega-port for the exportation of minerals is being built in Chancay, 60km north from Lima, the capital of the country, a USD3.6 billion project. This port will be the largest in the region and should be operational in 2024.

As Peru continued to cement itself as the second largest producer of copper in the world, a number of projects gathered pace across the country in 2023. The Peruvian mining sector attracted investments of about USD4.5 billion, with an emphasis on copper projects. This demonstrates that international investors are confident in the industry's future and that Peru is still viewed as a good place to invest in mining.

The mining sector has been a major contributor to the Peruvian economy and a major source of tax revenues for many years, and the recent investments show that this trend will likely continue for years to come. Global demand for copper is expected to grow to meet the needs of modern society and enable the ongoing green energy transition, presenting substantive opportunities for Peru, the world's second largest producer.

Although many of them are on a smaller scale than recent projects, there are still an estimated USD53.13 billion of dollars' worth of mining projects waiting to be developed in the country. The vast majority are for copper, representing 72% of the total, for an aggregate estimated investment

of USD38.5 billion. Geographically, these projects are concentrated mainly in three regions: Cajamarca (34.4%), Apurimac (19%) and Arequipa (10.8%). Should the portfolio be effectively implemented, Peru's global standing in terms of production should improve.

Construction on Yumpag and Corani silver projects and the Romina zinc project will start in 2024 and on the Zafranal copper project in 2025 according to the Ministry of Energy and Mines. The development of these projects will involve total capex of more than USD2 billion, having a positive impact not only in mining GDP, but also in other sectors of the economy with indirect and induced effects.



d. **Mining policy**

Peru has a long history of major minerals projects, and the mining industry is widely recognized as a driver of growth and a job provider.

The role of the government over exploration, mining, smelting and refining of minerals is limited to that of a regulator, promoter and overseer. The government has privatized most of its assets in the mining sector. In contrast with the situation two decades ago, large mining operations are now held by domestic and foreign privately-owned mining companies. Private domestic interests own most of the medium and small-sized mining operations.

The marketing of mineral products in Peru is unrestricted, both domestically and externally. Thus, mining companies are not under the obligation neither to satisfy the internal market before exporting its mining products nor to sell them at "official" prices or terms. Nowadays, Peru offers mining investors significant commercial advantages and ample freedom not only to sell their products to the buyer offering the best terms, but to import the machinery and equipment they might require for their mining activities at a lower cost and with less bureaucratic requirements than ever before.

Peru's approach towards its mineral sector development is showing favorable results. International mining companies perceive Peru as an attractive target for their investments. Examples include Anglo American, Rio Tinto, Glencore, Barrick Gold, Newmont, Gold Fields, Freeport- McMoRan, Grupo Mexico, Teck Resources, Minmetals, Jiangxi Copper, Aluminum Corp of China, MMG Limited, Zijun Mining Group and Shougang Corporation.

e. **Social license to operate**

Achieving a social license to operate is the single most important challenge that the mining industry faces in Peru. Income and regional inequalities continue to be a source of social conflicts, which have had a negative impact on a number of mining projects. Achieving a social license to operate is one challenge, maintaining it is another. The key to both is communicating value through the concept of shared value and, more broadly, of corporate social responsibility, which must be part of mining companies' operations.

In recent years Peru has seen a number highly publicized mega projects being postponed over environmental or community concerns, strikes and anti-mining protests, including the USD4.8 billion Conga project (Minera Yanacocha) and the USD1.4 billion Tía María project (SPCC).

The need for a social license to operate is readily accepted by the mining and metals sector. By managing an effective communication process highlighting the positive impact of mining through productive, profitable and sustainable development initiatives can show the government, communities and other stakeholders how their presence in the country can create positive economic and social contributions.

Miners are taking different approaches to win over communities and ensure they maintain their "social license" during the duration of the project.

The major mining and metals organizations are trying to implement systems to share and measure the benefit of their operations,

demonstrating that they not only make communities wealthier but healthier. This relies on working with local communities to create shared value, listening to what they want, rather than just coming up with initiatives that are not tailored to their needs. Community support for a project is partly dependent on its economic participation and local employment is an important element of that.

A structural change in the way proceeds from mining are allocated and spent could be an option in the future. Meanwhile, the government is increasingly seeking to fill the gap between community expectations and existing legislation which require community consultation for the development of new projects with increased regulations.

Although the International Labor Organization Convention No. 169 requires that indigenous and tribal peoples are consulted on issues that affect them, the implementing regulations attempted to exclude mining development projects from this obligation. The Supreme Court, however, has issued a binding decision providing for the application of the Convention to all indigenous persons without exceptions.

Indigenous communities should be consulted from the outset, even from pre-exploration, to identify and ideally eliminate potential issues. Communities need to clearly see a full range of benefits from mining, from financial gain to improved infrastructure and expanded business opportunities. Many of these benefits will ensue as a result of a new mine; however, companies need to be more adept at communicating the benefits to the communities at the time of consultation.

f. **Environmental concerns**

Government still faces the important challenge of formalizing illegal gold miners, who have destroyed more than 53,000 hectares of the Amazon rain forest with mercury. It is estimated that they concentrate 20% of Peru's gold production. At this point, the Peru has approved a widespread ban on illegal mining to rid the country of a dangerous practice that leads not only to extensive environmental damage and deforestation, but to criminal activities associated with them. It remains to be seen whether this administration will be able to handle this ecological dilemma effectively on the short-term, restoring law and order in areas such as the Madre de Dios region.





MINING TAX AND LEGAL FRAMEWORKS

1. Mining terms
2. Peruvian mining fiscal system

3.1 Mining terms

Peru has a comprehensive legal framework that clearly defines rights, obligations and responsibilities for all stages of the development process of mineral resources. Mining operations are undertaken under a resource regime based on an administrative act, where the grant of a mining right depends on the strict compliance with the procedure laid down in the Law for the grant of that title and not on administrative discretion. The absence of administrative discretion leaves the right to mine more firmly ensured within Peru's mining legal framework than under other regimes.

The right to explore, extract, process and/ or produce minerals in Peru is granted by the Peruvian government in the form of mining and processing concessions. Requirements for



obtaining them are determined by law and the application and granting process are relatively simple and clear. The rights and obligations of holders of mining concessions and processing concessions are currently set forth in the General Mining Law. This law clearly determines the terms and conditions under which those mining activities are allowed in Peru; including the way in which mining rights can be obtained and maintained, how they can be lost, what are the obligations of their holders, etc. The law also makes provision for contracts permitting options over mineral rights, assignments and mortgages.

Mining concessions may be separately granted for metallic and non-metallic minerals. The same mining concession is valid for exploration and for exploitation operations; hence there is no complicated "conversion" procedure. Mining concessions are granted on a "first come, first served" basis, with provision for an auction if simultaneous claims are made. A separate processing concession is available, granting the right to concentrate, smelt or refine minerals already mined. No concession is required to trade in minerals and exports by producers are not restricted.

To obtain a mining concession, the law requires that the area is free of restrictions and that the applicant is clearly identified, able to carry out the proposed activities and pays application and license fees. The application process is managed by INGEMMET, the mining and geology institute. The terms and conditions, rights and obligations of mining concessions are not subject to any discretionary decision or negotiation. Applications are publicly disclosed and processed in the order they are filed. The

successful awards are disclosed to the public in the mining cadaster, which is available online. This system guarantees both openness and transparency of the allocation process. Mining concessions can also be obtained through the assignment of concessions previously granted by to independent or related parties.

a. **Security of tenure**

The constitutional protection of property rights and the reasonable completeness and unambiguousness of the General Mining Law in Peru gives mining and metals companies the possibility to obtain a clear and secure title for mining development.

Under Peru's current legal and regulatory regime, mining concessions have an indefinite term provided that (i) a minimum annual level of production or investment is met and (ii) an annual concession fee is paid. The irrevocability of mining rights subject to the fulfilment of these obligations provides security of tenure within the mining regime in Peru and reasonably assures the transition between the exploration and mining phases.

Failure to meet the minimum production requirement will result in the payment of a progressive penalty as from the eleventh year following the year in which the concession was granted. The loss of the mining concession and the penalty may be avoided by demonstrating investments in the mining rights of amounts at least ten times greater than the penalty to be paid. The mining concession will unfaillingly be lost, however, if the minimum production requirement is not met by the thirtieth year.

In order to calculate the production and investment in each mining concession, the titleholder may create an operating unit, or "Unidad Económica Administrativa", provided the mining rights are all within a radius of five, ten or twenty kilometers, depending on the type of mineral produced.

The annual concession fee or good standing fee must be paid from the year in which the mining concession application is filed. This payment is calculated based on the area of the relevant mining concession.

- ▶ USD3/ha/yr for medium and large-scale mining producers.
- ▶ USD1/ha/yr for small mining producers; and
- ▶ USD0.5/ha/yr for artisanal mining producers.

Processing concessions enjoy the same duration and tenure as the mining concessions, subject to the payment of a fee based on nominal capacity for the processing plant or level of production. Failure to pay such processing fees or fines for two years could also result in the loss of the processing concession.



b. **Mineral and surface land ownership**

In Peru, as in many other countries, the state retains ownership of all subsurface land and mineral resources. The ownership of extracted mineral resources, however, is vested on the titleholders of mining concessions.

Under Peruvian law, there is a differentiation between the surface land property and that of natural resources. It is often the case that the titleholders of mining concessions (which confer them the right to explore and mine underground ore reserves in the area of the claim) are not the owners of the surface land.

Clear administrative procedures which holders of mining concessions must follow to gain access to privately owned land for mining activities have been established in the General Mining Law in order to avoid potential conflicts with third parties after a mineral deposit has been discovered. Pursuant to Peruvian regulations, all operators of mining areas in Peru are required to have an agreement with the owners of the land surface above the mining rights or to establish an easement upon such surface for mining purposes. Expropriation procedures have been considered for cases in which landowners are reluctant to allow mining companies to have access to a mineral deposit. The administrative decision originated from these procedures can only be judicially appealed by the original landowner with respect to the amount of his compensation.

c. Right to transfer mining rights

Mining rights can be transferred by their private holders with no restrictions or requirements, other than to register the transaction with the Public Mining Register. The Mining Law clearly defines the rules for the transfer of a mining concession and regulates other so-called mining contracts, such as option contracts, concession assignment agreements, mortgages, joint venture agreements, among others. These legal definitions do not only benefit those "junior" mining companies specialized in obtaining exploration and mining rights to sell them to medium and large-sized mining companies, but it also is convenient for those mining holders who for one reason or another are no longer interested on maintaining a mining right in Peru.



d. Size of exploration blocks / duration of exploration rights

Concessions for exploration and exploitation of mineral resources are classified into metallic and non-metallic and are granted in areas that can go from 100 hectares to 1,000 hectares per concession, except in marine zones, where the concession could reach an area of up to 10,000 hectares.

As it has been mentioned before, a concession is irrevocable, as long as its holder complies with all the obligations imposed by the Law. Among these obligations is the requirement to reach a minimum production in a ten-year term. However, if the required minimum production is not obtained on time the mining holder has the opportunity to pay a penalty in order to maintain its mining right. The flexibility of these terms gives the concession holder ample freedom to plan the magnitude and timing of investments in the concession, as well as to decide whether or not to put the property into production.

e. Availability of mineral agreements

In Peru mining companies may enter into agreements with the government to obtain a series of guarantees and benefits. These contracts, however, do not intend to supplement or stand in place of the Mining Law. In fact, they are not even referred to the terms and conditions under which a mining concession is obtained, maintained or terminated, but rather to investment promotion issues such as the possibility to obtain judicial, tax, foreign exchange and commercial stability.

f.
Options to acquire an equity participation

The Peruvian policy towards government participation in mining ventures harmonizes with the world-wide current trends. Rather than participate directly as a partner in the mineral operations, Peru shares-in its benefits through fiscal mechanisms.

g.
Government policies on the sale of mineral products

The sale of mineral products is also unrestricted, both domestically and externally. Therefore, mining operators are not under the obligation neither to satisfy the internal market before exporting their mining products nor to sell them at “official” prices or terms.



h.
Environmental matters

Peru has enacted a new regime of environmental laws, which establishes the main environmental guidelines and principles applicable in Peru. Pursuant to these laws, the MEM and the Environmental Ministry have issued regulations mandating environmental standards for the mining industry and reviews and approves environmental studies for mining operations. These laws and related regulations significantly increased the level of environmental regulation previously in effect in Peru and established a number of environmental management standards as well as guidelines with respect to particulate emissions in air, water quality, exploration, tailings and water discharged, among other requirements.

Under these environmental regulations, new mining development and production activities are required to file and obtain approval for an Environmental Impact Study (“EIS”), which incorporates technical, environmental and social matters, before being authorized to commence operations. The Environmental Evaluation and Oversight Agency, (“OEFA”) monitors environmental compliance. OEFA has the authority to carry out unexpected audits and levy fines on mining companies if they fail to comply with prescribed environmental standards.

In addition, mining companies must prepare, submit and execute plans for the closing of mines, or Closure Plans, and grant environmental guarantees to secure compliance with Closure Plans during the life of the concession. The guarantee must cover the estimated amount of the Closure Plan and may be in cash, trusts, and any other guarantee contemplated in the Banking Law.

3.2

Peruvian mining fiscal system



a.

Overview

The economic attractiveness of exploring in a country is strongly influenced by the fiscal system that applies to deposits that are discovered and subsequently developed. If tailored properly, fiscal terms are able to achieve overall objective of collecting an adequate share of the economic benefit generated by the mining industry for the government while maintaining high levels of exploration and production activities. In practice, however, it has proven extremely difficult for mining countries to implement fiscal packages that satisfy the interests of both host governments and mining companies.

The Peruvian legal framework clearly defines the fiscal regime applying to the mining sector, including restrictions for modifying tax provisions through fiscal stabilization agreements. As it has been designed, Peru's mineral sector fiscal system tends to be progressive after the mine reaches certain level of profit.

Fiscal systems which are progressive come the closest to create the flexible conditions needed to achieve the dual objective of collecting an adequate share of the economic benefit generated by the mining industry for the government while encouraging the exploration and development of valuable resources.

Progressive fiscal systems adjust to the actual profitability of each project and, therefore, they tend to enable a fair and reasonable allocation of economic benefits and risks between the mining investor and the host government, whatever the cost, price and risk scenario. Under such schemes the host government's cut, in percentage terms, is higher on large and profitable mines than on small and marginal deposits.

If the profitability of a project increases due to favourable price or cost conditions, then the host government's share of the mineral rent also increases, but if the profitability decreases as a consequence of downward movement in the price of minerals or an unexpected increment in costs, then the government take also decreases. For this reason, in practice, this kind of fiscal systems are generally preferred by mining companies.



At a glance

Income Tax rate ⁽¹⁾ ⁽²⁾	29,5%
Dividends	5.0%

Mining Royalties	1% to 12% imposed on operating mining income. A minimum royalty of 1% of sales is applicable
Special Mining Tax	2% to 8.4% imposed on operating mining income
Special Mining Burden	4% to 13.12% imposed on operating income ⁽³⁾
Good standing fee	USD 3/ha/yr.
Capital allowances	Accelerated depreciation, exploration write-offs
Investment incentives	Tax losses can be carried forward for 4 years or indefinitely; stabilization agreements; VAT recovery

(1) Mining companies with tax stabilization agreements are subject to a 2% premium.

(2) In addition, they must pay an 8% employee profit sharing.

(3) Is intended only for mining companies with tax stabilization agreements in place prior to October 1, 2011.

b. Fiscal regime

► Corporate income tax

Companies that are tax resident in Peru are subject to corporation tax on their worldwide taxable income. Tax resident companies are those incorporated in Peru. Nonresident entities as well as branches and permanent establishments of foreign companies are taxed on income from Peruvian sources only.

The corporate income tax rate is 29.5%. In addition, a Dividend Tax at a rate of 5% is imposed on distributions of profits to nonresidents and individuals by resident companies and by branches, permanent establishments and agencies of foreign companies. (See Dividends in Section g).

Mining companies in Peru are subject to the general corporate income tax regime. However, if the taxpayer has signed a Stabilization Agreement, an additional 2 percentage addition is applied, meaning the combined corporate income tax rate becomes 31.5%. Companies find tax stabilization very attractive and are generally willing to pay the premium.

Taxable income is generally computed by reducing gross revenue by cost of goods sold and all expenses necessary to produce the income or maintain the source of income. Certain types of revenue, however, must be computed as specified in the tax law, and some expenses are not fully deductible for tax purposes.

Business transactions must be recorded in legally authorized books of account that are in full compliance with the International Financial Reporting Standards ("IFRS"). The books must be kept in Spanish and must be expressed in Peruvian currency. However, accounting records may be kept in foreign currency (i.e. US dollars) where a stability agreement has been entered into. (see Stability regime in Section f).

50% of income tax paid by a mine to the Central Government is to be remitted as "Canon", by the Central Government back to the regional and local authorities of the area where the mine is located.

► Tax loss relief

Taxpayers may choose to carry forward their Peruvian tax losses in accordance with system (a) or (b) below. If a particular system is not chosen by the taxpayer, the Tax Administration applies system (a).

- (a) Losses incurred in a year may be carried forward and set off against profits arising in the following 4 years; or
- (b) Losses incurred in a year may be carried forward and set off against 50% of future profits of the following years indefinitely.

Generally, losses from Peruvian source income may be offset against any Peruvian source income (except for losses from certain derivative financial instruments). Foreign source losses may only be offset against foreign source income and may not be carried forward.

There is no loss carry back system in Peru.

► **Administration**

There is a mandatory year-end of 31 December. Tax returns must be filed by the end of March or beginning of April the following year, depending on the taxpayer identification number.

Companies and branches must make monthly advanced payments of their annual corporate income tax, based on the company's monthly net income. Monthly advance payments are due on the 9th to the 15th business day, according to a schedule.

► **No project-by-project ring fencing**

The accounts for income tax purposes of different mining projects owned by the same company may be consolidated. Losses from one project or concession can be set against profits from another project or concession. There is thus no ring fence between projects or concessions, only between companies even when they are members of the same group.

Stability agreements are drafted on a project-by-project basis, so it is therefore possible for different projects within the same company to be subject to different tax rates and calculation rules.

► **Capital gains tax**

Capital gains derived by Peru tax resident entities are taxed at the normal corporate income tax rate of 29.5%. This rate does not increase where a stability agreement is in place.

Capital gains obtained by non-resident entities from Peruvian sources, including the sale of unlisted shares of a Peruvian company, are generally subject to tax at a rate of 30%. The applicable domestic tax result may be overridden by the provisions of an applicable Tax Treaty.

An indirect transfer of Peruvian shares by non-resident companies is subject to tax at 30% in Peru. An indirect transfer is deemed to occur if the following conditions are met:

1. At any time during the 12 months prior to the transfer, 50% or more of the fair market value of the shares in overseas holding company transferred directly or indirectly derives from the fair market value of Peruvian shares (the "50% Market Value Test") and at least 10% of the overseas holding company's shares are transferred (itself or together with its related parties); or
2. The "value" of the Peruvian shares being indirectly transferred is at least 40,000 Peruvian Tax Units (approximately USD55.5 million). The value should be determined by multiplying the percentage obtained in the 50% Market Value Test by the value agreed in the Transaction.

The tax is paid directly by the non-resident seller, along with filing the relevant form. However, if 10% or more of the Peruvian company is owned directly or indirectly by the non-resident seller, the Peruvian company may be jointly responsible.

C.

Capital allowances

► Trade or business expenses

Corporate expenses incurred in generating taxable income are generally deductible for corporate income tax purposes, subject to certain exceptions and limitations.

► Tax depreciation

Companies may depreciate the acquisition cost of fixed assets for corporate income tax purposes.

A depreciation rate of 20% for mining and processing equipment and 5% for real estate is granted to mining investors who have stability agreements in place with the Peruvian government. (see Stability regime in Section f).

Where a stability agreement is not in place, the general tax rules provide that other than for buildings and constructions, tax depreciation must match accounting depreciation on the same basis (straight-line, production units, or another basis).

The maximum annual depreciation rates allowed for tax purposes under the general tax rules is restricted, as summarised in the table below.

Buildings and constructions*	5%
Vehicles	20%
Machinery and equipment for construction, mining and oil activities	20%
Machinery and equipment for other activities	10%
Data processing equipment	25%
Other fixed assets	10%

*This is a fixed rate rather than a maximum rate

► Pre-operative expenses

- **General:** Pre-operative expenses are expenses incurred for a company starts generating income for mineral sales. There are a number of different types of pre-operative expenses which carry different treatments.

General pre-operative expenses (e.g. administrative expenses) may either be expensed in the year production commences or be amortized evenly over a period of up to ten years from the year in which production commences.

- **Exploration expenses:** For pre-operative exploration expenses (e.g. drilling and surveys), taxpayers can choose to either expense these costs in the year they are incurred or amortize the costs evenly over the useful life of the mine from the year minimum production is achieved. This is an annual choice with respect to the costs incurred in each year. In one year, taxpayers may elect to capitalize their exploration costs for subsequent amortization and the next year they may claim a deduction. The annual election is irrevocable.

► Mineral propertieess

Costs incurred in acquiring mining concessions and investments in prospecting and/or exploration work up to the date the legally required minimum production is achieved, should be capitalized and subsequently amortized by an annual percentage based on the life of the deposit.

This percentage is calculated by dividing the total estimated proven and probable reserves by the minimum production requirement according to law.

A literal approach has resulted in the period of amortization being calculated by reference to the number of hectares of the mining site rather than the productive life of the deposit.

Accordingly, this interpretation could create situations in which the life of the deposit determined by the above formula has no correlation with the productive life of the deposit measured in real terms.

The amortization period established by the mining company must be notified to the tax administration with the first annual income tax return in which the amortization begins.

The mine operator can choose to deduct from its income the prospecting and/or exploration work during the fiscal year in which these expenditures are incurred. Expenditure for exploration incurred after the concession has reached the minimum mandatory production stage can be deducted in the fiscal year it is incurred or amortized at an annual rate based on the estimated life of the mine.

► **Feasibility studies and other evaluation expenses**

Depending on the nature and timing, feasibility studies and other evaluation expenses may either be classified as development costs or as pre-operative expenses.

Development costs are costs that relate to the access to mines (e.g. roads, ramps and ventilation systems) before a company starts generating income from mines. Preoperative expenses are other general costs relating to the period before a company starts generating income.

Where feasibility studies and other evaluation expenses are treated as development costs, these may be:

- i) expensed in the year they are incurred, or
- ii) amortized evenly over a period of three years from the year they were incurred.



Where feasibility studies and other evaluation expenses are treated as preoperative expenses, these may be:

- i) expensed in the year production commences, or
- ii) amortized evenly over a period of up to ten years from the year in which production commences.

► **Mine site development costs**

Taxpayers have an annual choice of electing to deduct development costs in the year they were incurred or amortize them evenly over a period of up to three years from the year they were incurred. Taxpayers may not change their election with respect to the development costs incurred in the year concerned.

► **Public service infrastructure costs**

Costs incurred by mining companies in infrastructure for public use such as ports, airports, energy plants, schools, hospitals, roads or recreational facilities can be

expensed as incurred, if approved by the government, after complying with specific requirements.

► **Other investments in communities**

Many companies make other investments in communities impacted by mining for the purpose of their sustainable development, so that when the mine closes the affected communities will be able to carry on with social and alternative economic activities. These investments are often characterized as Corporate Social Responsibility ("CSR") expenditure.

Where CSR expenditure relates to public infrastructure such as schools, road or hospital building, the mining law grants a deduction, subject to compliance with specific requirements and approval from the government. There are no specific provisions in Peru's tax law which grant a deduction for other CSR expenditure. The tax authorities generally treat CSR expenditure as non-deductible donations or charitable contributions. To reduce



the risk of challenge, CSR expenditure should be derived from a contractual or legal obligation, such as to comply with the obligations assumed under the Environmental Impact Assessment required by law.

► **Rehabilitation and closure costs**

Rehabilitation costs can only be expensed in the year they are incurred. This means that accruing for the expenditure is not deductible. Payments or bonds into a fund are not deductible. Payments to a third party are arguably not deductible until the rehabilitation has been performed. Thus, single mine companies may receive no effective tax deduction for this expenditure, given that it is generally incurred at the end of the life of the mine, at a time when often there is insufficient income to offset the deduction against. Under current tax law, Peru does not have a loss carry back system. Therefore, in cases where decommissioning activities are carried out at the end of a company's lifecycle the costs may not obtain effective tax relief.

d.
Mining taxes, duties and royalties

Mining producers may also be subject to the Mining Royalty ("MR") and Special Mining Tax ("SMT").

Each of these mining levies is calculated on operating income as determined for book purposes instead of for income tax purposes. Operating income is defined as revenues generated from the sale of mineral resources less (i) cost of goods sold ("COGS") and (ii) operating expenditures. "Book" refers to Peruvian statutory reporting and is required

to be prepared under IFRS. To calculate tax base for the new levies, companies begin with statutory book operating income and make certain adjustments, such as to disallow interest expense (whether booked as part of COGS or operating expenses) and to prorate exploration expenditure over the life of the mine.

Generally, depreciation and amortization taken into account for the purposes of these levies is equal to the amount of book depreciation and amortization. However, in particular situations there are differences between book value and tax value related to assets subject to depreciation and amortization. Such differences are due to the fact that the MR and SMT do not allow depreciation and amortization related to accounting revaluations.

► **Mining Royalty ("MR")**

In 2004, Peru implemented a mining royalty based on sales. This regime was substituted in 2011 by the MR that is currently in force.

The MR now applies to operating income, rather than sales. The MR is payable on a quarterly basis with marginal rates ranging from 1% to 12%. The royalty rate increases as the operating margin increases.

Companies must pay at least the minimum royalty rate of 1% of sales, regardless of profitability. The payments are due quarterly and are deductible for corporate income tax purposes.

► **Special Mining Tax ("SMT")**

The SMT is a tax imposed in parallel to the MR and applies to the operating profit derived from sales of metallic mineral

resources. The SMT is applied to operating mining income based on a sliding scale, with progressive marginal rates ranging from 2% to 8.40%. The payments are due quarterly and are deductible for corporate income tax purposes.

e. Indirect taxes

A 18% Value Added Tax (VAT) applies to the following transactions:

- Sale of goods within Peru
- Services performed or used within Peru
- Construction contracts performed within Peru
- First sale of real estate by the builder
- Importation of goods from outside Peru, regardless of the status of the importer
- Financing payments where the recipient entity is not a financial entity



Items which are not subject to VAT in Peru include salaries, local taxes, services offered free of charge and transfers of land.

VAT paid upon acquisition of goods or services can be deducted from VAT related to the sale of finished products or services.

Exporters are reimbursed for any VAT paid on the acquisition of goods and services. Exporters can apply such reimbursement as a credit to offset VAT or corporate income tax liabilities.

f. Incentives

► Early recovery VAT system

An early recovery VAT system allows for recovery of the VAT credit in relation to acquisitions of goods and services, construction contracts, importations and other transactions if the entity requesting the refund is in the pre-operative stage and, consequently, has not begun to make any sales or exports that would enable them to recover the input VAT against output VAT.

VAT filings are made on a monthly basis, and the recovery of VAT takes place through these filings. It is common for the tax authorities to audit the refund application, which typically takes around six months. As such, on average the refund can take around seven months from the date of filing the application.

Depending on the quantum of the expenditure to which this system applies, this can have a significant favourable effect on cash flows and consequential on the net present value of the project.

The early recovery system is restricted to companies that:

- i) Have obtained a Resolution from the Ministry of Energy and Mines approving the application of the regime, and
- ii) Make a minimum investment commitment of USD5million on projects with a preoperative stage of at least two years.

The early recovery of VAT is available in respect of purchases of goods and services made after the date of submission of the application. VAT incurred on expenditure prior to that time cannot be recovered under this regime but can be recovered under the normal regime.

There is also an early recovery VAT system for the acquisition of goods and services required for mining exploration. Under this regime, the VAT paid is refunded without having to wait until a commercial discovery takes place or production begins. This regime includes a final waiver of VAT if the exploration is unsuccessful.

For this purpose, certain administrative requirements shall be fully met. For example, mining companies must enter into the so-called "Exploration Investment Agreement" with the Peruvian government, making a minimum investment commitment of USD0.5 million in mining exploration. In this case, VAT recovery is restricted to the VAT paid after the Agreement is signed.

► **Stability regime**

Mining companies may enter into several types of Stabilization Agreements that assure that a given set of rules, mainly about aspects of the tax regime, will remain

unchanged for a certain number of years. Such stability agreements are commonly entered into by mining companies. They use standard terms and are not specifically negotiated with individual taxpayers.

Entering into stability agreements carry a price for mining companies – they come with a corporate income tax rate surcharge of 2 percentage points, resulting in a corporate income tax rate of 31.5%.

Stability under the Foreign and Private Investment Legislation

Stability contracts entered with "ProInversión" (Private Investment Promotion Agency), are generally available to (i) qualified foreign and national investors and (ii) the company that received the investment. Such a stability contract maintains stability with respect to the corporate income tax regime and the rate of tax on distributions of profits to the parent investor.

They also guarantee the unrestricted right to remit profits abroad, free availability of foreign currency, stability of the labor hiring regime and non-discrimination between foreign and national investors. The contract is effective for 10 years. To qualify, the mining investor must invest a minimum of USD10 million within two years of entering the contract.

Stability under the General Mining Law

Mining concession holders can be entitled to a broader range of stability benefits which can be effective for 10, 12 or 15 years depending on investment size and mine production capacity. These stability agreements cover tax rates and methods

to calculate tax based of all major government taxes, duties, royalties and other similar payments.

They maintain free marketing of mineral products for export or domestic sale; no foreign exchange controls in respect of foreign currency generated by exports; free convertibility into foreign exchange of local currency generated by mineral sales and non-discrimination on exchange matters.



Stability is important to investors as it reduces fiscal uncertainty. The main requirements are as follows:

- 10 year - the investment must equal at least USD20 million and be allocated to start up an operation with a production capacity of 350 to 5,000 metric tonnes per day (MTPD).
- 12 year - this agreement targets production of at least 5,000 MTPD and requires an investment of USD100 million for a start-up operation, or USD250 million to capitalize an existing operation.
- 15 year - for mining concessions with an initial capacity of no less than 15,000 MTPD or capacity expansion plans to achieve a capacity of no less than 20,000 MTPD that require an investment program of no less than USD500 million.

Benefits under stability agreements are limited to the investment defined in the feasibility study on the basis of which the stability agreement was signed. However, companies entering into 15-year stability agreements can include subsequent investments of at least USD25 million provided that those investments are pre-approved by the Ministry of Energy and Mines.

Entering into a 15-year stability agreement allows a taxpayer to apply an annual tax depreciation rate of up to 20% (straight-line) for most mining and processing equipment, other than mine buildings and constructions which are still subject to a 5% depreciation rate. The 20% tax depreciation benefit is not limited to the amount of depreciation recorded for accounting purposes. This can reduce the present value of taxes owed and therefore increasing the overall net present value of the project.

The maximum depreciation rate of 20% needs to be approved by the General Mining Bureau. The taxpayer can elect to use a different depreciation rate each year, simply by notifying the National Superintendence of Tax Administration ("SUNAT"), so long as the 20% limit is not exceeded.

The 12 and 15-year agreements also carry the right to keep accounts for tax purposes in U.S. dollars.

Following the signing of a stability agreement there is a pre-operative phase, and once this phase is complete (and the mine is able to start producing), it must be approved by the Ministry of Energy and Mines.

The term of a 15-year stability agreement commences at the beginning of the first fiscal year in which the pre-operative phase is complete and approved. However, taxpayers may choose to take benefits of the agreement during the pre-operative phase up to 8 fiscal years before approval.

g. **Withholding taxes**

▸ **Dividends**

A 5% Dividend Tax applies to profits distributed to nonresidents and individuals from 1 January 2017. A 4.1% rate applies to profits earned up to 31 December 2014, and a 6.8% rate applies to profits earned from 1 January 2015 to 31 December 2016. This is the case regardless of when the profits are distributed. For these purposes, the first-in, first-out rules will come into play.

The Dividend Tax applies to distributions by Peruvian companies, and Peruvian branches, permanent establishments and agencies of foreign companies. This tax is generally withheld at source.

Dividends received by one tax resident company from another tax resident company currently are not taxable.

▸ **Interest**

Interest paid to non-residents is generally subject to a withholding tax at a rate of 30% but may be reduced to 10% or 15% under a tax treaty. For interest paid to unaffiliated foreign lenders, the rate is reduced to 4.99% if all the following conditions are satisfied:

- For loans in cash, the proceeds of the loan are brought into Peru as foreign currency through local banks or are used to finance the import of goods;

- The proceeds of the loan are used for business purposes in Peru;
- The participation of the foreign bank is not primarily intended to avoid the tax treatment applicable to transactions between related parties (i.e. the use of back-to-back loans is consequently precluded); and
- The interest rate does not exceed the SOFR rate plus 7% points.

► **Technical assistance services**

Payments for technical assistance services used within Peru are subject to withholding tax at a rate of 15%, regardless of the country where the services are rendered. To ensure the application of the 15% rate, the local service recipient must obtain and present to the Tax Authorities upon request a report issued by an audit firm certifying that the technical assistance was effectively provided. Otherwise a withholding tax rate of 30% applies. This is only required, however, when the fees under the corresponding agreement for the technical assistance exceeds of 140 tax units (each tax unit is equivalent to PEN5,150 in 2024).

► **Royalties**

Peruvian source royalties paid for the use of intangible property (e.g. know-how, patents, trademarks, design, model, plan, secret formula or process) are subject to withholding tax at an effective rate of 30%, but may be reduced under a tax treaty.

h. Financing considerations

► **Interest deductibility**

Generally, interest is deductible for corporate income tax purposes (at 29.5%, or 31.5% under a stability agreement) when the operational stage begins. Interest accrued before this time is treated as a general pre-operative cost. As such, it may either be expensed in the year production commences or may be capitalized (increasing the cost basis of the relevant asset) and then amortized over a period of up to ten years from the year in which production commences (effective relief being subject to any loss limitation). Interest owed to non-resident lenders is only deductible when paid.

Once the production stage commences, expenses should be recognized on an accrual basis. The Peruvian Income Tax Law establishes a definition for the accrual basis. Interest owed to non-resident lenders, however, will only be deductible when paid.

► **Rules that limit the level of interest expense**

In Peru, there are rules to prevent base erosion and profit shifting using interest and other financial payments economically equivalent to interest, irrespective of whether the lender is resident or related to the borrower.

Under these rules, the interest that exceeds 30% of Earnings before Interest, Taxes, Depreciation and Amortization (EBITDA) of

the preceding year will not be deductible. For these purposes, the term “earnings” is defined as “taxable income after offsetting losses carried forward, plus net interest, depreciation and amortization”.

The limitation applies to the entity's net interest expense after offsetting interest income. Interest that is not deducted may be carried forward for up to four years but will always be subject to the 30% of EBITDA limitation.

The rule also applies to other expenses incurred in connection with the raising of finance, including arrangement fees and similar costs related to the borrowing of funds.

i.
Worker's profit sharing

Mining Companies are obliged to pay a worker's participation of 8% on the net profits of the Company. The total sum received by the worker must amount up to 18 times its monthly salary, and the balance must go to a special educational, social and recreational fund. Disbursements are decided by a Board comprised of representatives of Mining Companies, Peruvian government and the workers.

The amount paid is allowed as a tax deduction for corporate income tax purposes. Not all foreign governments recognize this as a creditable tax and double taxation can thus occur.

j.
Other tax aspects

▸ **Good standing fee**


This is also known as a Validity Tax and is calculated based on the area in mining concession from the moment the claim is filed. The fee is USD3/ha/yr and it is deductible for corporate income tax purposes.

Reduced fees are applicable for small mining producers (USD1/ha/yr) and for artisanal mining producers (USD0.5/ha/yr).



► **Temporary net assets tax**

The Temporary Net Assets Tax (“ITAN”) is levied at 0.4% on company's net assets with value in excess of PEN 1 million (approximately USD0.27 million). It has to be paid only by taxpayers that have already started “productive operations” at 31 December of the preceding year. This means that entities on a pre-operative stage are tax exempt, until their first year of operations. They will only be subject to the ITAN the following year.



Taxpayers are allowed to use ITAN payments as a credit to offset income tax liabilities. If at the end of a fiscal year the ITAN paid exceeds the annual income tax due, taxpayers can request the refund of the excess.

► **Tax on financial transactions**

The financial transaction tax is charged at a rate of 0.005% on deposits and withdrawals from Peruvian bank accounts, including checking accounts.

► **Complementary Mining Pension Fund**

Employers (i.e. mining companies) are required to contribute 0.5% of their annual income before tax to the Complementary Mining Pension Fund, while mining workers contribute 0.5% of their monthly gross salaries during their employment in order to receive defined benefits upon retirement. Contributions made by the employing company are deductible for corporate income tax purposes.

► **Regulatory fees**

Regulatory fees are imposed and collected in Peru from specific categories of regulated entities, including those operating in the mining sector. Mining companies pay these fees based on a percentage of their monthly revenues to the Supervisory Agency for Investment in Energy and Mining of Peru - OSINERMIN (0.12%) and the Environmental Monitoring Agency of Peru - OEFA (0.7%) to recover the regulatory costs associated with enforcement activities, policy and rulemaking. Non-payment of regulatory fees on a timely manner may result in penalties and interests. Such fees are deductible for corporate income tax purposes

Although the amount of regulatory fees collected, during each fiscal year, should reasonably be equal to the amount appropriated for such fiscal year for the performance of the activities described above, in practice, the amount collected could be higher because of the way in which the regulatory fees have been structured.

► **Social Security contribution**

The Peruvian Health Social Security Office (EsSalud) runs the National Health System (NHS). The employer contributes 9% of total payroll to the NHS. EsSalud provides employees disability, illness, maternity and death benefits, as well as medical care.

According to the Health Care Law, the NHS will be complemented by the health programs and plans that the employers may grant to their workers with their particular health services or with private Health Care Companies (Empresas Prestadoras de Salud - EPS) that shall be authorized to carry out such activities.

The employers may elect the healthcare plan or program for their employees; however, they shall previously submit it to their vote. Employees, who would like to remain in the NHS, may do so.

The employers that provide healthcare through the complementary plans and programs are also obliged to pay the 9% contribution to the NHS. However, employers may use a portion of the expenses incurred in healthcare as credit against the 9% contribution.

The Health Care Law and regulations also foresee a complementary insurance for

workers that carry out activities that are deemed to involve a significant level of risk such as mining activities. This insurance coverage shall be provided by the employer.

Employees are also required to elect either to contribute to the National Pension System (NPS) or to the Private Pension System (PPS). The contribution rate on average is 1.3% of salary in the NPS and 12.75% in the PPS and is withheld from payments made to employees.



For mining employers, an additional 4% must be contributed to the PPS, with 2% payable by the employee and 2% is payable by the employer. Both pension systems provide employees retirement, disability pensions and funeral costs. Employers are responsible for withholding employees' contributions from monthly salaries.

► Transfer pricing rules

Peru has adopted transfer pricing rules which are largely based on the OECD guidelines. These rules also apply to transactions with unrelated entities in non-cooperative and low-tax jurisdictions or whose revenues, profits or income are subject to a preferential tax regime. Transfer



pricing documentation requirements follow the three-tiered approach, set out by the OECD in the final reports under Action 13 of the BEPS Action Plan, consisting of a local file, a master file, and a Country-by Country report (CbCR).

In line with guidance issued in OECD BEPS Action 10, Peru has implemented rules on the treatment of import and export transactions that involve products, for which a quoted price is used by independent parties to set prices (i.e. commodities, such as copper, gold, silver and zinc). These rules establish that the arm's-length price for Peruvian income tax purposes must be determined under the CUP method by reference to the price quoted on a public exchange.

The actual pricing date or period of pricing dates should be used as a reference to determine the price for the transaction, as long as independent parties in comparable circumstances would have relied upon to the same pricing date. The taxpayer must provide the Peruvian tax authority (SUNAT), prior to or on the date of shipment or disembarkation, full disclosure of the key terms and conditions of the transaction, including the actual pricing date or period of pricing dates used to determine the price for the commodity being transferred.

In the event this information is not presented, it is incomplete or is inconsistent with other facts of the case, SUNAT may determine the price for the commodity transaction by reference to the quoted price on: (i) the shipment date of the commodities exported; or (ii) the disembarkation date of the commodities imported.

If the selected transfer pricing method is different from the CUP, the taxpayer needs to provide the local tax authority with the supporting documentation that explains the economic, financial and technical reasons as to why the selected transfer pricing method is the most appropriate one.

► **Tax treaties**

Peru has entered into a multilateral tax treaty with the other members of the Andean Community (Bolivia, Colombia and Ecuador) which calls for an exclusive taxation at source and bilateral tax treaties with Brazil, Canada, Chile, South Korea, Mexico, Portugal, Switzerland and Japan.

The principal purpose of this still reduced income tax treaty network is to prevent taxes from interfering with the free flow of international trade and investment by mitigating international double taxation with respect to certain income items. This, however, is not a static list. Some existing tax treaties are being renegotiated and others are in various stages of negotiation with countries such as Spain and the UK.

Except for the tax treaty with the other Andean Community countries, tax treaties entered into by Peru generally follow the OECD Model, although they incorporate provisions that are derived from the UN Model, to give more weight to the source principle than does the OECD Model.

Each of the treaties currently in force between Peru and other countries deals with the same matters. Many of the treaties contain common provisions addressing the same issue. It should, however, be noted

that Peru's tax treaties show a remarkable degree of individuality, considering that almost every treaty is different in at least some respects. For that reason, it is essential to analyze the specific treaty that may apply to a particular tax issue.

► **Stamp Tax**

None.

► **Exchange controls**

None.





MISCELLANEOUS MATTERS

1. Starting a business in Peru
2. Customs duties
3. Labor legislation
4. Accounting standards

4.1

Starting a business in Peru

Mining activities can be carried out in Peru through a number of investment vehicles. In practice, the three forms of legal organizations most commonly used by foreign investors are the corporation (Sociedad Anónima - S.A.), limited-liability company (Sociedad Comercial de Responsabilidad Limitada - S.R.L.) and the branch (sucursal), although Peruvian company law also provides for other forms of legal entities, including two special forms of corporations: the closely held corporation (Sociedad Anónima Cerrada) and the public corporation (Sociedad Anónima Abierta).



a.
Requirements of an S.A.

A corporation (Sociedad Anónima - S.A.) is composed of shareholders whose liability is limited to the value of their shares. The S.A. is managed by a board of directors and one or more managers. To form an S.A., investors (i.e. the shareholders) must sign the deed of incorporation before a public notary and file it with the Mercantile Registry. The registrar receives the public deed and proceeds to register the company. The registrar is also interconnected with the Tax Authority (SUNAT) to register the company as a taxpayer and obtain the tax identification number (Registro Único de Contribuyente, RUC). The bureaucratic and legal steps that an investor must complete to incorporate and register a new standard SA normally take between 15-30 days. Notary fees are up to 1% of capital, depending on the company size,

the length of the public deed, and the initial capital contribution. The registration fees are also paid to the notary.

The incorporation documents must include, at least, (a) the company's name; (b) business purpose and duration; (c) the company's domicile; (d) the name, nationality, marital status and residence of any individual shareholder and name, place of incorporation and address of any corporate shareholder (a minimum of two shareholders are required to set up an S.A.); (e) the names of the initial directors, managers and agents; (f) the start-up date of operations; and (h) the capital structure (the shares nominal value and the total number of shares), classes of shares, if applicable, and details of individual initial capital contributions (whether in cash or kind). Sufficient proof that a minimum of 25% of capital stock has been paid into a bank before registration must also be provided.



Requirements of a Corporation ("S.A.") in Peru

Capital

Is divided into shares which may be freely transferred unless such transfers are restricted by the corporate bylaws. There are no minimum or maximum capital requirements although issued capital must be fully subscribed and at least 25% thereof paid in upon incorporation. Capital may be supplied in cash or in kind. Value of non-monetary contributions must be reviewed and approved by a majority of the board of directors within 60 days of incorporation and may be challenged in court during the following 30 days.

An S.A. must set aside at least 10% of net profits after taxes in a legal reserve fund till this amounts to 20% of capital. Loss of more than two-thirds of subscribed capital normally requires liquidation of the company.

Founders, shareholders

An S.A. must have a minimum of two individual or corporate shareholders, with no requirements as to their nationality or residence.

The shareholders' general meeting is the supreme body of the S.A. and has powers of decision on any subject and the exclusive power of decision with respect to dissolution, amendments of the corporate bylaws and a capital increase or reduction, among other key corporate decisions.

Board of directors

An S.A. must have a minimum of three directors, with no maximum number provided by the law. There are no requirements as to their nationality or residence. Directors need not be shareholders, and they serve one to three-year renewable terms.

Directors may be elected by cumulative voting, in which each share has as many votes as there are directors to be elected, and shareholders either accumulate their votes in favor of one candidate or distribute them among several. A quorum is half the board membership plus one. The board of directors has all the powers vested in it by law and the corporate by-laws.

Management

One or more managers are named (and removed) by the board of directors, unless bylaws stipulate naming by a general shareholders meeting. When only one manager is appointed, he/she will be the general manager. There are no nationality requirements. Legal entities can also be appointed as managers.

Types of shares

Shares must be nominative and they represent the unit into which the proprietary interests in a corporation are divided. As a general rule, each share gives the right to one vote, but non-voting shares may be issued. Different classes or series of shares may be issued, with different rights and/or obligations. Shares must be recorded in the Share Register Book.

All shares must have the same par value but may be issued at a premium or at discount from par. Corporations may purchase their own shares in certain circumstances. Bylaw restrictions on transfer of shares are permitted.

Control

An annual general meeting is required. Bylaws may specify a higher quorum and larger majorities than those laid down by law. The minimum quorum for a general meeting is 50% of capital on the first call and any number on the second call. Most decisions are taken by a simple majority of the paid-up voting shares represented. For major decisions, such as capital increases or decreases or corporate bylaw changes, the minimum quorum is two-thirds of total voting shares represented on the first call and 60% on the second call, and the decision requires in absolute majority of total voting shares represented.

b.
Closely held corporation

A corporation can be classified as closely held if it does not have more than 20 shareholders and its shares are not listed in the Stock Exchange. The closely held corporation has certain features found in a limited-liability company (for example, limited liability of equity owners, absence of freely transferable equity shares and no requirement for a board of directors).

c.
Public corporation

A corporation will be considered “public” where (i) it has undertaken an initial public offering (IPO) or stock market launch to sale its stock to the public; (ii) it has more than 750 shareholders; (iii) at least 35% of its shares is held by at least 175 shareholders, each of whom owns at least two per thousand (0.002%) but no more than 5% of the shares representing the corporation's capital (iv) it

is incorporated as a public corporation; or (v) all the shareholders with voting rights agree unanimously to subject the company to the legal regime applicable to public corporations.

d.
Limited Liability Company

The Limited Liability Company or S.R.L. is subject to registration procedures, reporting and accounting requirements similar to those for the S.A. The minimum number of owners is two, the maximum 20, whose liability is limited to their capital contributions. At least 25% of each participant's contribution to capital must be paid in upon founding. The S.R.L.'s capital is divided into and represented by participating interests which cannot be denominated shares and which are not freely negotiable certificates. Capital holdings may be transferred outside the company only after they have been offered through the management to other partners or the company itself and they have declined to purchase the offered interests. Further





restrictions on transfers may be set out in the bylaws. As a general rule, an S.R.L. is managed and represented by all its partners. However, the partner's general meeting may entrust the company's management to one or more managers who need not be partners in the S.R.L. or Peruvian citizens. Decisions are determined by a majority of capital contributions.

The main characteristics of the S.R.L. are:

Limited liability

▸ Partners are not personally liable for the corporation's liabilities.

Centralized management

▸ Partners general meeting and one or more managers (no board of directors is required).

Transfer of interest

▸ Transfer of partners' interest to third parties is subject to approval by the existing partners and must be registered in the public register.

Continuity

▸ Death, illness, bankruptcy, retirement or resignation of any partner does not cause the dissolution of the entity.

e.
Establishing a branch

Procedures for organizing a branch in Peru are similar to the procedures applicable to organizing corporations or limited liability companies. It takes between two to three weeks to register a branch once the necessary documents have been submitted to the Peruvian notary. These include copies of the parent firm's corporate charter and bylaws, minutes of the shareholders agreement to set up a branch in Peru, certification of the branch's address, assigned capital and line of business, notifications of the appointment and powers of a legal representative in Peru; and a Peruvian consul's certification that the parent company is duly constituted in the country of origin and entitled to set up a branch in a foreign country.



4.2 Customs duties



a. Rates and Tax bases

The applicable customs duties and taxes are summarized below:

Tax	Rate	Tax bases
Custom duties*	0%, 6% and 11%	Customs Value**
VAT	18%	Customs Value + customs duties

* Customs duties rates depend on the kind of items imported. Capital goods are generally subject to a 0% rate.

** The World Trade Organization (WTO) rules are applicable to arrive at customs value.

b. International Trade Agreements

Peru's development strategy is based on an economy opened to the world and competitive in its export offer. It has been a successful strategy that has permitted the country to consolidate its foreign trade as an instrument for economic development and the reduction of poverty.

International trade negotiations, which have benefited from rigorous macroeconomic management and its consequent stability, have allowed the Peruvian economy to gradually tackle and reduce its external vulnerability in times of crisis such as in the current international situation. In recent years, Peru has negotiated Free Trade Agreements (FTA) with large and medium-sized markets.

Peru has a total of 22 FTAs and economic integration agreements (TLCs & EIAs) in force with the Andean Community, Mercosur, the Pacific Alliance, the European Free Trade Association (EFTA), Australia, Canada, Chile, China, South Korea, Costa Rica, Cuba, United States, Honduras, Japan, Mexico, Panama, United Kingdom, Singapore, Thailand, the European Union, Venezuela and the Comprehensive and Progressive Agreement for Trans-Pacific Partnership (CPTPP). With the CPTPP, it has been possible to have preferential access to four countries with which Peru did not have a trade agreement, including New Zealand, Vietnam, Brunei, and Malaysia.

This market openness and the trade agreements that Peru has signed have permitted an increase in the number of exported products and exporting companies, particularly in non-traditional exports. Despite the fact that exports of traditional products still represent 71% of the country's total exports, it is clear that the trade agreements have allowed the country to diversify its offer of non-traditional goods.

Additionally, these trade agreements are a valuable instrument for attracting direct foreign investment and boosting increased productivity in companies, as well as the transfer of technology through the lower cost of imports of capital goods and quality inputs. Trade agreements provide an incentive to the processes of convergence of international standards, which has enabled more Peruvian companies to improve their management and logistics practices.

C. Other considerations

Mining companies are not exempt from import duties, but under certain circumstances can benefit from temporary import privileges that have the effect of differing duties. The customs legislation allows the temporary import, for an 18-month period of certain capital goods without the payment of the customs duties and import taxes (e.g. machinery and equipment). For these purposes, it is necessary to grant a guarantee for the unpaid taxes (and compensatory interest) and the referred goods must be re-exported before the end of the aforementioned term.

This regime will be applicable to the extent that the goods are identifiable and destined to specific purpose in a specific location. They also need to be re-exported within a specified period of time without having undergone any change except normal depreciation arising from their use.



4.3 Labor legislation



a. Job stability

In accordance with the Constitution, employees are protected against arbitrary dismissal.


This right, called “job stability”, is granted to employees who work for the same employer for more than four hours per day in average, after a three-month trial period. Once this period is completed, the employees are regarded as permanent and can only be dismissed under circumstances concerned with their behavior at work or ability to carry out their duties.

Employers may enter into employment contracts for an undetermined period of time or for fixed terms. Temporary or fixed term contracts are expressly foreseen by Law and are basically allowed for cases such as business expansion, production increments, temporary activities, extraordinary circumstances and seasonal activities. These contracts must be entered into in writing and communicated to the labor authority.

Workers on permanent contracts are entitled to mandatory severance payments if they are dismissed without cause. In Peru, the current mandatory severance pay (a key component in ensuring job stability) is set at 1.5 monthly salaries for each year of service.

Workers under fixed term contracts are also legally entitled to a severance pay, equivalent to 1.5 monthly salaries for each month that remains pending to complete the term of the contract. In any case, the maximum severance payment is twelve salaries.

Alternatively, the employee can demand the restitution to the same job he had. The law allows collective dismissals under certain circumstances such as acts of God or force majeure, financial or technical streamlining, dissolution, bankruptcy or operating downsizing without having to grant the severance payment.



b. Employees' benefits

Employers are required to provide the following benefits for employees:

- Family allowance equivalent to PEN102.5
- One month paid vacation per year
- One month salary bonus in July and one in December
- One month salary per year (approximately) as severance indemnity which should be deposited in advance with a bank elected by the employee. Deposits are regarded as final payments of the accrued liability
- Profit sharing in cash, which is calculated on the employer's taxable income and distributed among the employees. The rates are 5%, 8% and 10% depending on the employer's activity (8% for mining). This benefit does not apply to companies employing less than 20 individuals.
- Life insurance from the beginning of the labor relationship.
- All these benefits are deductible for income tax purposes

Employers can negotiate with workers earning a monthly salary higher than 2 tax units (PEN10,300 in 2024) a total annual compensation, including all the benefits described above, except for the profit sharing.

C. Expatriates

Expatriates working in Peru and foreign corporations carrying out activities in Peru are subject to Peruvian labor laws. As a general rule, foreign employees should not exceed 20% of total personnel. Additionally, wages paid to foreign employees should not exceed 30% of total payroll cost. Such limits can be waived for professionals and specialized technicians or management personnel of a new entrepreneurial activity or in case of a business reconversion.

No restrictions apply to foreign individuals working in Peru with Peruvian immigrant visa, individuals married to Peruvians or having Peruvian children, parents or siblings and foreign investors with a permanent investment in Peru of at least 5 tax units (PEN25,750 in 2024).

Expatriate employees should register their employment contract with the labor authorities and obtain a special non-immigrant work visa. No additional work permit is needed.



d. Immigration

Foreigners can enter Peru under the following migratory qualifications:

Visa	Types of visa	Activities permitted
Tourist visa	Temporal	This visa does not allow to perform paid activities.
Business visa	Temporal	This visa does not allow to perform activities that can be considerate Peruvian source income. This visa allows the expatriate to sign contracts.
Work visa	Resident or Temporal	This visa allows to work in Peru. Suppose the existence of a work contract with Peruvian company duly approve by the labor ministry.
Designated employee visa	Temporal	This is a visa that applies for an employee of a foreign company. The following documents must be submitted to the migratory authority: service agreement and the assignment letter. Those documents must be legalized by the Peruvian consulate and the Peruvian foreign minister.
Work visa for service providers	Resident	Investment or independent work.
Immigrant	Resident	No restrictions.

As a general rule, income obtained for personal work or civil, commercial or any other type of business carried out within the Peruvian territory is considered to be Peruvian source income. However, non-resident individuals entering the country temporarily to perform the following activities are not taxed for revenues obtained in their home country, since they are not considered as Peruvian source income:

- Acts that precede a foreign investment or any other business;

- Supervision or control of an investment or business, (i.e. gathering data or information, meeting public or private sector personnel, etc.);
- Hiring local personnel; and,
- Signing agreements or similar documents.

Any other amount an expatriate receives in cash or in kind, as a compensation for work carried out within Peru, is considered as Peruvian source income and, consequently, will be taxable.

4.4

Accounting standards



► Public Issuers

Entities under the supervision of the Superintend of Stock Markets (SMV by its acronyms in Spanish), except for financial institutions which are under the supervision of Superintend of Banks and Insurances, must prepare and file its financial statements using International Financial Reporting Standards (IFRS) as issued by the International Accounting Standards Board (IASB).

► Private entities

The Peruvian Business Corporation Law establishes that the financial statements of companies incorporated in Peru must follow the Peruvian GAAP and other legal provisions on the matter. The Peruvian Accounting Standards Board has established that Peruvian GAAP is equivalent to the accounting standards as issued by the IASB, duly approved by the Peruvian Accounting Standards Board. Supplementary, companies in Peru can use US GAAP by analogy.

Certain IFRS internationally in force are not immediately used in Peru since the Peruvian Accounting Standards Board takes some time in studying and introducing these standards into Peru.

► IFRS for mining entities

Although the following is not a comprehensive list of the issues in mining

entities, it should contribute to the understanding of the main accounting topics affecting the financial statements of the mining entities:

- Inventories

Critical spare parts are to be classified as property, plant and equipment and not as inventories. These items are subject to depreciation.

- Exploration and evaluation costs

There is diversity in acceptable accounting treatments. Some entities capitalize exploration and evaluation costs, while others record as expenses when incurred.

- Development costs

Costs incurred to develop a property, including additional costs to delineate the ore body and remove impurities it contains, are capitalized. These costs are amortized when production begins, on the units of production method over the expected useful life of the ore body.

► Stripping costs

- As part of the mining operations, the entities incur waste removal costs (stripping costs) during the development and production phases. Stripping costs incurred in the development phase of a mine, before the production phase commences (development stripping), are capitalized as part of the cost of constructing the mine and subsequently amortized over its useful life using units of production method. The capitalization of development stripping costs ceases when mine starts production.

- Stripping costs incurred during the production phase (production stripping costs) are generally considered to create two benefits, being either the production of inventory or improved access to the ore mined in the future. Where the benefits are realized in the form of inventory produced in the period, the production stripping costs are accounted for as part of the cost of producing those inventories. Where the benefits are realized in the form of improved access to ore to be mined in the future, the costs are recognized as a non-current asset, referred to as a stripping activity asset. This asset is subsequently depreciated using the units of production method over the expected useful life of the component identified of the ore body that has been made more accessible to the activity.

► Impairment of long-lived assets

- Entities must assess, at each reporting date, whether there is an indication that an asset may be impaired. If an indication exists, or when annual impairment testing for an asset is required, the entities estimate the recoverable amount of the cash generating unit (CGU). The recoverable amount is the higher of the fair value less costs of disposal and the value in use of the CGU.
- When the carrying amount of a CGU exceeds its recoverable amount, the CGU is considered impaired and is written down to its recoverable amount.
- IFRS contains specific rules for the calculation of the value in use (discounted cash flows) related to key assumptions as

prices, discount rate, exchange rates and capital expenditures.

- IFRS requires the reversal of impairment losses recorded in prior years for assets subject to depreciation and amortization.

- IFRS requires the performance of an annual impairment test for assets not subject to depreciation and amortization (for example, goodwill), independently of the existence or not of impairment indicators.

► Depreciation of property, plant and equipment

- It is required to depreciate the assets using a components approach.

- There are potential risks in connection with the accounting treatment of major maintenances.

- Companies need to consider the use of the units-of-production method to depreciate/amortize the assets used in the mine site, instead of using the straight-line method.

- IFRS need to consider the estimation of the residual value of the fixed asset in order to determine the depreciable amount.

- The residual values, useful lives and methods of depreciation must be reviewed at year-end. Any resulting impact is adjusted prospectively.

► Functional currency

Most of the mining entities keep their accounting records in US dollars, which is the functional and presentation currency.

► Decommissioning liabilities

- When the liability is initially recognized, the present value of the estimated costs is capitalized by increasing the carrying amount of the related mining assets. Over time, the discounted liability is increased for the change in present value based on a risk-free rate. In addition, the capitalized cost is depreciated and/or amortized based on the useful life of the asset.

- Changes in the estimated timing of rehabilitation, changes to the estimated future costs or changes in the risk-free rate are dealt with prospectively by recognizing an adjustment to the rehabilitation liability and a corresponding adjustment to the related asset. Any reduction in the rehabilitation liability and, therefore, any deduction from the asset to which it relates, may not exceed the carrying amount of the asset. If it does, any excess over the carrying amount is taken immediately in the statement of profit or loss.

- For closed mines, changes to estimated costs or risk-free rate are recognized immediately in the statement of profit or loss.

► Revenues

- Revenue from sale of concentrates and metals is recognized when the significant risks and rewards of ownership of the goods have passed to the buyer, usually on delivery of the goods.

- Contract terms for the sale of metal in concentrate to customers allow for a price adjustment based on final assay results of the metal in concentrate by the customer

to determine the final content. These are referred to as provisional pricing arrangements and are such that the selling price for metal in concentrate is based on prevailing spot prices on a specified future date after shipment to the customer (the quotation period). Adjustments to the sales price occurs based on movements in quoted market prices up to the date of final settlement.


- Sales contracts for metal in concentrate that have provisional pricing features are considered to contain an embedded derivative, which is required to be separated from the host contract for accounting purposes. The host contract is the sale of metals in concentrate, and the embedded derivative is the forward contract for which the provisional sale is subsequently adjusted with final liquidations. The embedded derivative is originated by the metals prices since the date of issuance of the provisional liquidation until the date of issuance of the final settlement.
- The embedded derivative, which does not qualify for hedge accounting, is initially recognized at fair value with subsequent changes in the fair value recognized in the statements of profit or loss until final settlement. Changes in fair value over the quotation period and up until final settlement are estimated by reference to forward market prices.

► **Financing costs**

- IFRS requires an entity to capitalize borrowing costs that are directly attributable to the acquisition, construction or production of a qualifying

asset as part of the cost of that asset. An entity shall recognize other borrowing costs as an expense in the period in which it incurs them.

- There may be difficulties to determine the borrowing costs to be capitalized, specifically the exchange difference that is regarded as an adjustment to interest costs.



EY Peru prepared the IFRS Guide 2023-2024.

It can be downloaded for free in:
https://www.ey.com/es_pe/assurance/guia-niif

150

APPENDIX

Mining sector regulators and
stakeholders



Mining sector regulators and stakeholders

a. Regulators

- Presidency of the Cabinet - PCM (www.pcm.gob.pe)

This is the technical-administrative body covered by the Executive Law; its highest authority is the President of the Cabinet. It coordinates and conducts follow-up on the Executive's multi-sector policies and programs, coordinates actions with Congress and independent constitutional bodies, among others.



▶ **National Superintendency of Tax Administration - SUNAT**
(www.sunat.gob.pe)

A decentralized public entity in the Economy and Finance Sector that enjoys economic, administrative, functional, technical and financial autonomy. It is the main tax-collecting agency in the Peruvian economy.

▶ **Supervisory Body of Private Investment in Energy and Mines - OSINERGMIN**
(www.osinergmin.gob.pe)

This is the regulatory, supervisory body that regulates, enforces and oversees the activities undertaken by internal public- or private-law legal entities and individuals in the electricity, hydrocarbons and mining sub-sectors.

▶ **Ministry of Energy and Mines - MINEM**
(www.minem.gob.pe)

This is the central and governing body for the Energy and Mining Sector, a part of the Executive Branch. Its purpose is to formulate and assess national policy in matters of sustainable development in mining-power activities. It is the governing authority in environmental matters in reference to mining-energy activities.

▶ **Mining Council**
(www.minem.gob.pe)

Highest-level administrative court of last resort over all mining matters that are subject to resolutions by agencies under the Ministry of Energy and Mines (DGM, DGAAM, INGEMMET, and others).

▶ **General Mining Bureau - DGM**
(www.minem.gob.pe)

This is the MINEM Mining Line Unit responsible for ruling and promoting activities to assure the rational use of mining resources in harmony with the environment.

▶ **General Bureau of Mining Environmental Matters - DGAAM**
(www.minem.gob.pe)

This is the technical-regulatory body responsible for proposing and assessing the Mining Sector's environmental policy, proposing laws or issuing the necessary rules. It also focuses on promoting environmental protection activities in mining activities.

▶ **Geological, Mining and Metallurgical Institute - INGEMMET**
(www.ingemmet.gob.pe)

This is the public agency responsible for granting the titles to mining concessions, administrating the national mining register and processing, administrating and issuing geo-scientific information on the national territory in order to promote investment in Peru.

▶ **National Environmental Council - CONAM**
(www.conam.gob.pe)

This is the nation's environmental authority. Its purpose is planning, promoting, coordinating, controlling and safeguarding the nation's environment and natural heritage. It sets the balance among

socioeconomic development, the sustainable use of natural resources and preservation of the environment.

- ▶ **General Bureau of Environmental Health -DIGESA**
(www.digesa.minsa.gob.pe)

This is the technical-regulatory body in aspects related to basic sanitation, occupational health, hygienic food, zoonosis and environmental protection. It issues regulations and assesses environmental health processes in the sector. It is an entity under the Ministry of Health.

- ▶ **National Water Authority - ANA**
(www.gob.pe/ana)

Exercise technical-regulatory stewardship and establish procedures for the integrated, sustainable and multisectoral management of water resources for the benefit of water users and the general population, in a timely and effective manner.

- ▶ **Ministry of Agriculture and Irrigation - MIDAGRI**
(www.minag.gob.pe)

This is the entity that promotes the development of organized agrarian producers in productive chains, in order to achieve an agriculture that is fully developed in terms of economic, social and environmental sustainability.

- ▶ **Hydric Resources Intendance of the National Institute of Natural Resources - INRENA's IRH**
(www.inrena.gob.pe)

This is the highest technical-regulatory authority responsible for promoting, overseeing and controlling the policies, plans, programs, projects and rules on the sustainable use of hydric resources nationwide. It is part of the National Institute of Natural Resources (INRENA).

- ▶ **Technical Board of Irrigation District - ATDR**

Operational, functional, and planning units oriented towards the conservation and development of the hydric resources within a hydrographic river basin. Their function is to administer waters for agricultural and non- agricultural uses, in accordance with approved cultivation and irrigation plans.

- ▶ **Ministry of Labor and Employment Promotion - MTPE**
(www.mintra.gob.pe)

This is the body governing labor in Peru, with all powers necessary to lead the implementation of policies and programs for generating and improving employment, and also responsible for enforcement of legislation for labor matters



b. Stakeholders

► National Society of Mining, Oil and Energy - SNMPE (www.snmpe.org.pe)

Non-profit organization, groups the companies related to the mining, oil & gas and energetic activities in the country.

► Ministry of Foreign Affairs: Directorate-General of Economic Promotion

The Directorate-General of Economic Promotion (DPE) is the institution of the Ministry of Foreign Affairs (MRE) responsible for coordinating with Peruvian missions abroad in an effort to promote Peru as a country capable of providing goods and services in international markets, as well as positioning it as a world-renowned tourist destination, and a country with interesting business and investment opportunities in different economic sectors.



The DPE reaffirms its commitment to provide services with high standards of quality, excellence, and continuous improvement in the development of the certified processes, such as:

- Support for exporters, investors, and travel agents
- Support for trade, investment, and tourism missions
- Response to requests
- Training
- Dissemination of opportunities
- Organization of events
- Resolution of trade problems and impasses

- Address: Jr. Lampa 545, Lima 1

- Tel: +51 1 204 3361

+51 1 204 3365
(DPE)

+51 1 204 3369
(Trade Promotion Bureau)

+51 1 204 3385
(Investment Promotion Bureau)

+51 1 204 3392
(Tourism Promotion Bureau)

- Fax: +51 1 204 3362

- Email: dpe@rree.gob.pe

- Website: www.gob.pe/rree

► **Private Investment Promotion Agency (ProInversión)**

ProInversión is the Peruvian investment agency in charge of the promotion of business opportunities with high growth and profitability expectation in Peru. Its purpose is to promote investment unrelated to the Peruvian government by private parties in order to boost Peru's competitiveness and development and to improve the wellbeing of the population.

Likewise, its vision is to be considered by investors and by the population as an efficient and strategic ally for the development of Peru's investments.

ProInversión provides information to potential investors regarding the incorporation of a legal entity, identifying investment by industries, investment projects (granted and pending) among other.

- Web page: www.proinversion.gob.pe
- E-mail: contact@proinversion.gob.pe
- Address: Headquarters (Lima): Paseo de la República N° 3361, piso 9, San Isidro - Lima 27
- Tel: +51 1 612 1200
- Fax: +51 1 221 2941

Offices:

- Arequipa: Pasaje Belén N° 113 - Vallecito, Arequipa
- Tel: +51 54 608 114
+51 54 608 115
- Fax: +51 54 246 607

- Piura: Av. Chirichigno Mz. A - Lote 2, Urb. San Eduardo, Piura.

Tel/Fax : +51 73 310 081
+51 73 309 148
+51 73 305 082

► **Canada-Peru Chamber of Commerce (CPCC)**

CPCC is a non-profit organization that seeks to become a reliable and informative partner in promoting and developing close commercial, educational and cultural ties between Canada and Peru.

- Web: <https://www.canadaperu.org/en>
- E-mail: eventos@canadaperu.org
- Address: Bolognesi 180 - of. 505 Miraflores, Lima





EY in the mining and metals sector

EY's strengths



EY's strengths

EY's mining and metals professionals combine technical capabilities with a thorough understanding of the industry's operating processes, strategic and operating risks, growth drivers, regulatory considerations, and market dynamics.

We use our wide experience of working with the world's largest mining and metals companies to help you to address your key business issues. This might involve helping you to overcome current sector issues such as rising costs where we can help you to streamline operational and business processes, and improve productivity on key profit drivers.

In this environment of increased sector consolidation, we can assist you with your divestment strategies, to ensure that you realize full value at exit. If you are looking to expand your operations to new regions, you can draw on our deep understanding of how to manage operational risks—both political and otherwise.



EY has a number of multi-service line solutions to help our clients meet these challenges.

a.

EY services

EY has a global focus on mining and metals, with over 14,000 specialist global professionals including mining engineers, mineral process specialists and geologists. Our global team is closely networked and share industry and technical knowledge to provide our clients with a seamless global service. Some of our specialist mining & metals based services include:

a. Sustainability and climate change

Providing an extensive range of services in areas such as sustainability reporting and assurance, sustainability strategy, environmental and social risk management, greenhouse gas emissions advisory, renewable energy, social and financial impact, legal advice and compliance assessment and climate change management.

b. Mining advisory

Improving supply chain responsiveness to demand volatility; delivering core business re-engineering (e.g. merging a number of

mines into one management structure), and delivering mine-based projects aimed at reducing costs or increasing production.

c. Mergers and acquisitions advisory

Mergers and acquisitions, at either the holding company or asset level, require specific knowledge and skills in order to complete transactions. The knowledge and skills required relate to the regulatory environment, including the rules and regulations of each country's stock exchange, accounting, legal, structuring and taxation disciplines in addition to an understanding of transaction value-drivers.

d. Valuation and business modelling (V&BM)

Providing a range of services to companies in the mining sector including valuations for purchase price allocation/acquisition accounting, tax planning, finance and stamp duty purposes and has specialists with extensive skills ranging from valuations of businesses and intangible assets to specialised mining capital equipment and real estate.

Our valuations personnel have experience in the extraction, beneficiation, refining, smelting and processing of base metals, bauxite, coal, diamonds, gold, iron ore, limestone, mineral sands, nickel, salt, etc. Further V&BM has deep expertise in model builds and reviews and is able to construct or review life of mine cash flow models as part of an acquisition strategy.

e. Project finance advisory

Advising on the development, optimisation and implementation of finance plans covering the full range of project financing options for resources projects; non and limited recourse debt and tax effective leasing structures for coal mines, gold mines, copper mines, mineral sands producers and other resources project as well as a number of associated infrastructure projects such as preparation plants, conveyor systems and gas pipelines.

f. Transactions advisory

Our global transaction capability covers over 80 countries and comprises over 5,000 professionals. These transaction professionals work across many elements of the transaction life cycle in the deal critical areas of financial due diligence, tax due diligence, legal due diligence and structuring, valuation and business modelling and transaction integration.

g. Transaction integration

Providing commercial and operational due diligence, integration planning and methodology development, synergy assessment, and integration program management; corporate strategy advice on market opportunities and areas to exploit along the mining value chain, as well as practical operational advice in areas such as overhead and capital expenditure cost reduction, process efficiency, supply chain and procurement, and in functional areas such as finance and human resources.



b.

EY knowledge

How EY's professionals are kept abreast of industry developments

To ensure our teams are abreast with the hot issues, we provide all our people with regular monthly internal training focusing on the industry, as well as subscribing to a number of specialist resources.

We have a Global Mining & Metals Community Home Space, which is a portal for our professionals to access all of our global sector content including best practice deliverables, industry insights and thought leadership.

On a monthly basis, our global network receives a monthly hot topics email, Mining and Metals News.



C. EY thought leadership



Top 10 business risks and opportunities for mining and metals in 2024

In 2024, miners will face growing pressure to do more to address climate change, tackle a growing list of ESG issues and build a healthier, more attractive workforce culture. Companies that adopt a mix of strategies, increase engagement with communities and investors, and take an end-to-end view of issues can find the upside of these risks and sustain growth in volatile times.



Top 10 geopolitical developments for 2024

The late 2010s and early 2020s have been characterized by rising geopolitical tensions and significant policy shifts in key markets. Heading into the middle of the decade, the global environment will remain volatile and unstable. As executives seek to anticipate and plan for geopolitical disruptions, two key themes will be important to keep in mind in 2024.



Peru's Business and Investment Guide in Chinese 2023

The commercial relationship with China has been on the rise, being the main mining investor in Peru and the main trading partner. Today, China is the main destination for traditional exports of Peru and, at the same time, the main provider of capital goods in the country.

Peru's Business and Investment Guide 2023 in Mandarin Chinese also explores the basic aspects of Peru, such as its geography, production figures, exports and political structure, in addition to the country's economy and its growth potential, future trends, legal, fiscal requirements and figures on the main productive sectors.



Editorial Team

Marcial García (editor)
Paulo Pantigoso (editor)

Alfonso Del Castillo
Antonio Benites
Carla Martínez
Fernando Suni
Karla Ramírez
Leyla López
Lissette Torres
Martín Aliaga
Miya Mishima
Stephanie López



About this mining & metals investment guide 2024 - 2025

First published in 2010, this guide has been designed to be easily consulted and to offer a balanced and objective account of areas of potential interest to foreign mining investors. In this edition, we have chosen to leave the general structure of the 2013/2014 edition intact. We have, however, drawn from what we have learned from those who have used this reference booklet and from our own experiences, and included the most recent data available in January 2024 and some additional commentary on a variety of critical topics. The aim is to supply international exploration and mining companies (majors and juniors) with a fact base and critical information to facilitate and support their investment-making discussions and decisions.

This work is limited in scope. This publication contains information in summary form and is therefore intended for general guidance only. It is not intended to be a substitute for detailed research or the exercise of professional guidance. It is also not intended to be tax or legal advice and hence cannot be relied upon for any such purpose.

In order for EY to issue an opinion or tax advice, additional steps are required including (but not limited to) verifying the facts and assumptions upon which the opinion or tax advice would be based. Moreover, additional research and analysis may be required prior to issuing any tax opinion or advice. EY does not guarantee the accuracy of the data from publicly available sources included in this document. Neither EY Peru nor any other member of the global EY organization can accept any responsibility or liability for loss occasioned to any person acting or refraining from action as a result of any material in this publication. On any specific matter, reference should be made to the appropriate advisor.





EY refers to the global organization, and may refer to one or more, of the member firms of Ernst & Young Global Limited, each of which is a separate legal entity. Ernst & Young Global Limited, a UK company limited by guarantee, does not provide services to clients. Information about how EY collects and uses personal data and a description of the rights individuals have under data protection legislation are available via ey.com/privacy. EY member firms do not practice law where prohibited by local laws. For more information about our organization, please visit ey.com.

© 2024 EY
All Rights Reserved.

This material has been prepared for general informational purposes only and is not intended to be relied upon as accounting, tax, legal or other professional advice.


Please refer to your EY advisors for specific advice.


ey.com


Scan to download
Peru's mining & metals
investment guide
2024/2025



 /EYPeru

 @EYPeru

 /company/ernstandyoung

 @ey_peru

 /EYPeru

 ey.com/pe